

ALABAMA COMMISSION ON HIGHER EDUCATION

REPORT ON FACILITIES MASTER PLAN
AND
CAPITAL PROJECTS REQUESTS

FY 2025 - 2029

FOR ALL PUBLIC
HIGHER EDUCATION INSTITUTIONS

DECEMBER 2023

FACILITIES MASTER PLAN AND CAPITAL PROJECTS REQUESTS

Section 16-5-15 of the Code of Alabama requires all public institutions of higher education to submit to the Alabama Commission on Higher Education a facilities master plan. This plan is to include all capital project proposals and requires prioritizing of the capital improvement budget requests.

Project Requests

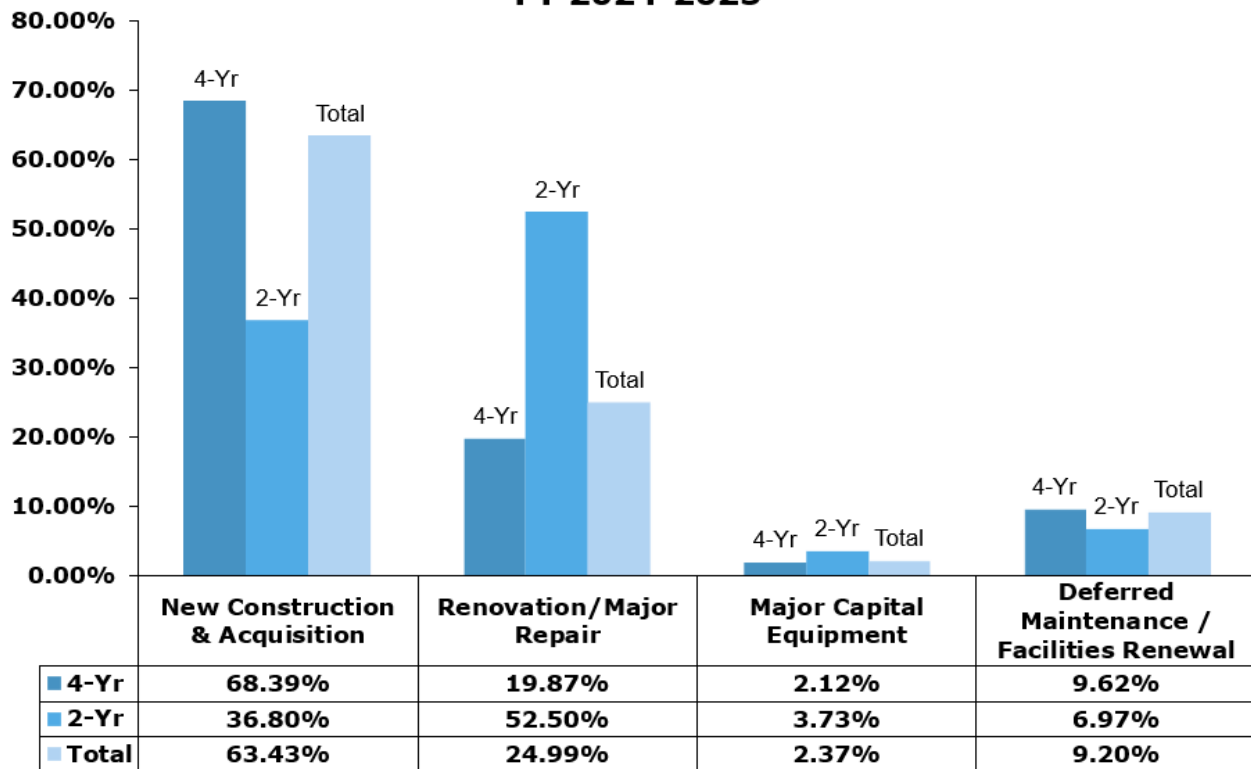
All public two and four-year institutions submitted the Facilities Master Plan to the Alabama Commission on Higher Education in accordance with Section 16-5-15. The five years reported are broken into three time segments: Immediate, Intermediate, and Long-Term capital projects. Immediate projects are defined as those within the first year of the master planning cycle (FY 2024-2025). Intermediate projects are defined as those within the second year of the planning cycle (FY 2025-2026) while Long-Term projects fall into the last three years of the planning cycle (FY 2026-2027, FY 2027-2028, and FY 2028-2029). The projects are further divided into four separate project categories: New Construction/Acquisition; Renovation and Remodeling; Major Capital Equipment; and Deferred Maintenance/Facilities Renewal. Charts included in each section show the percentage of Immediate, Intermediate, Long-Term, and Total projects broken into the project categories and projected funding sources accordingly and Summary Tables are provided at the conclusion of these sections.

Immediate Capital Projects

Table 1 (see *Summary Tables*) summarizes the Immediate (Year 1) capital projects proposed by the institutions. As detailed on Table 1, \$3,242,657,161 was requested in Immediate Capital Projects. Of this amount, 28.98% (939,576,028) is requested from the Education Trust Fund (ETF) as seen in (Table 4 as shown in *Summary Tables*). An additional 13.70% (\$444,342,644) of funds are projected to come from other state-related sources, such as bond issues or the ETF Advancement and Technology Fund. Institutions also use funds they have raised in capital campaigns, federal and local funds, and other sources to support proposed capital projects.

While 63.43% of immediate capital projects are requested for *New Construction*, approximately 24.99% of all funds requested are going for *Renovation/Major Remodeling*. In addition to this, 9.20% is requested for *Deferred Maintenance/Facilities Renewal Projects*. Therefore, 34.20% of all funds requested for Immediate Capital projects would go toward projects for the maintenance, alteration, and repair of existing facilities. An additional 2.37% of the funds requested are for *Major Capital Equipment*.

**Immediate Capital Projects by Category
FY 2024-2025**

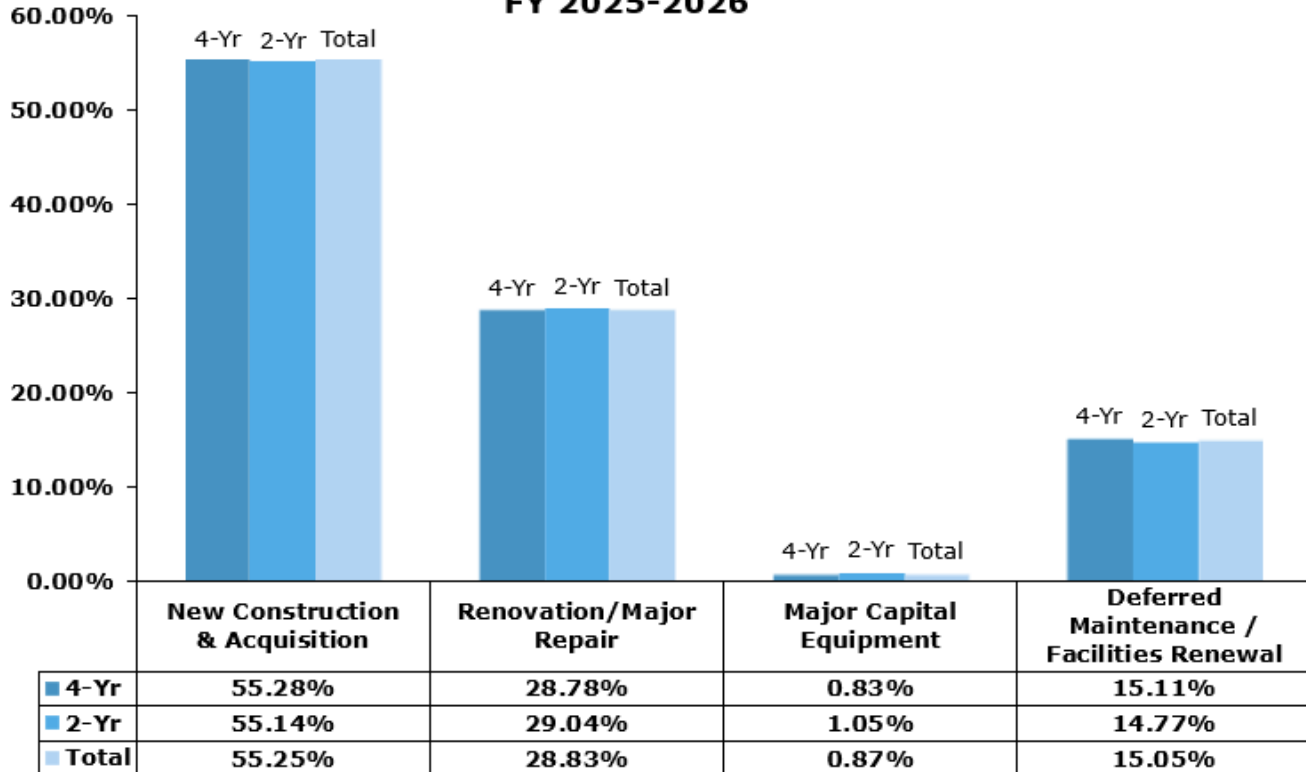


Intermediate and Long-Term Projects

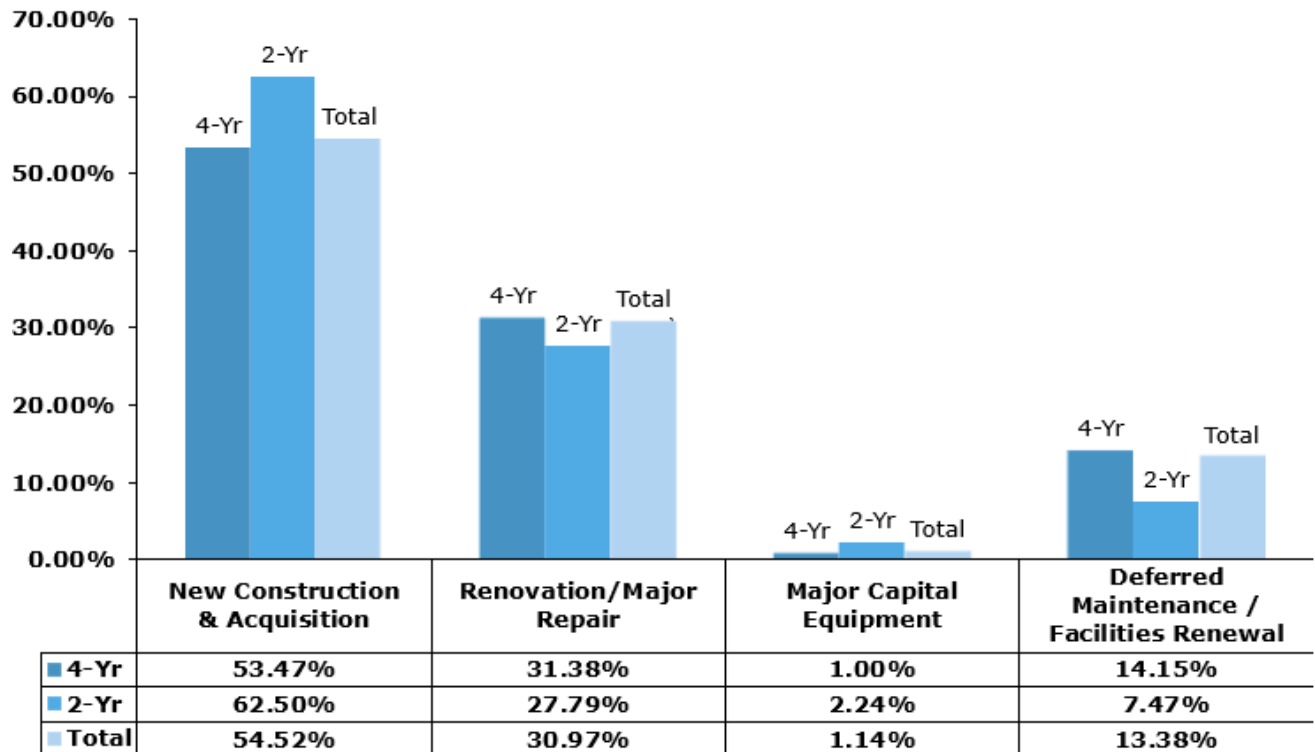
Totaling \$1,238,412,464, the *Intermediate (Year 2) Capital Projects Requests* are summarized in Table 2 (see *Summary Tables*). Table 5 (see *Summary Tables*) shows that 44.92% of these projects are projected to be funded with either ETF or other State-related funds. Of the requested funds, 43.88% are for renovation or deferred maintenance on existing buildings, while 55.25% is requested for new construction.

Funding sources for the *Long-Term* projects are often just estimates at this point, but currently institutions estimate that \$8,080,641,995 will be needed for capital projects for FY 2027 through FY 2029. As shown on Table 6 (see *Summary Tables*), over forty percent (40.84%) of the funding is anticipated to come from the ETF. Of the Long-Term projects, over forty-three percent (43.88%) fall into renovation/major repair and deferred maintenance/facilities renewal.

**Intermediate Capital Projects by Category
FY 2025-2026**



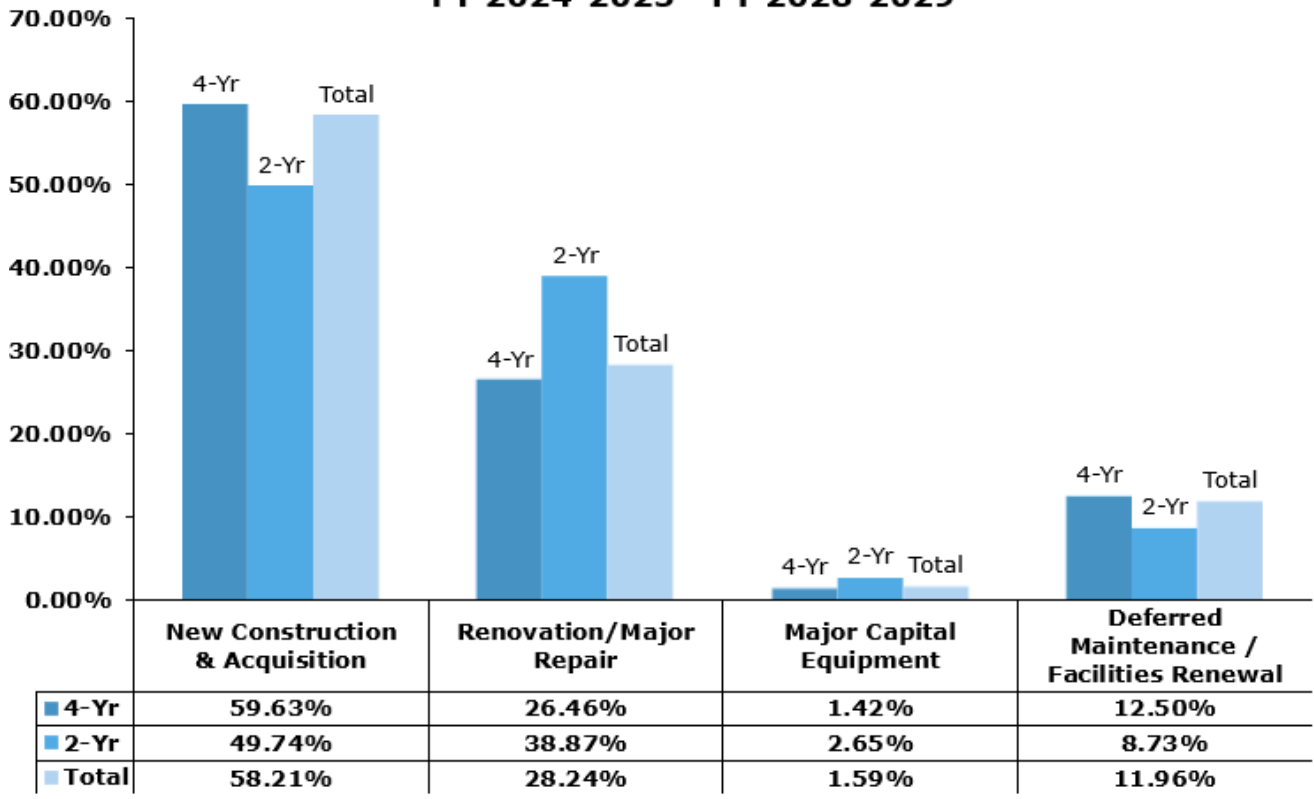
**Long-Term Capital Projects by Category
FY2026-2027 - FY 2028-2029**



Summary

In summary, 39% of all capital projects requests are maintenance, alterations, or repairs of existing facilities or equipment. \$2.5 billion which equates to 49% of all of the funds requested for the projects listed on the Facilities Master Plans were projected to come from either ETF or other State-related funds. A total of over \$4.5 billion is projected as being needed to cover the capital projects requests of the four and two-year institutions over the next five years.

**Total Capital Requirements Projects by Category
FY 2024-2025 - FY 2028-2029**



Bond Issues

With the exception of the most recent year, the State of Alabama has not provided regular funding for capital projects for education; this is true for K-12 as well as Postsecondary Education. General Obligation bond issues are occasionally issued by the State, of which Higher Education usually receives a portion. The Education Trust Fund (ETF) Advancement and Technology Fund also is now becoming a regular source of funds for capital projects for both sectors. However, because these two funding sources are not constant, the institutions must find funds from other sources to pay for capital projects. One of these sources is bonds. The institutions in Alabama are allowed to float their own bond issues. The institutions currently have approximately \$4.3 billion in bonds outstanding, as shown on Tables 7a and 7b (see *Summary Tables*). As with all debt, these funds must be paid back, and the institutions paid approximately \$250.8 million in debt service in the last fiscal year to pay off these bonds. The source of revenue to pay these bonds is usually through tuition or fees paid by students.

Age of Buildings

According to the information of Fall 2023 Facilities Inventory Report shown in the following chart, almost 38% of the buildings being used by the public colleges and universities in Alabama were constructed between 1960 and 1989. The newest of these buildings have over thirty years of use, with the oldest being 63 years old, which is beyond the “useful life” of major building components. An additional 12.54% of the buildings in use for Alabama’s Higher Education were constructed prior to 1960. The age of these buildings leads to requests of approximately \$1.1 billion to be used for renovations, maintenance, and repairs in FY 2025.

Physical Plant By Year of Construction Alabama Public Colleges and Universities 1810-2023 Gross Square Feet (GSF)

Decade	Total University			Total Two-Year			Total Dauphin Island Sealab/MESC			Total All		
	Total	Percent	Cumulative	Total	Percent	Cumulative	Total	Percent	Cumulative	Total	Percent	Cumulative
	GSF	of Total	Percent	GSF	of Total	Percent	GSF	of Total	Percent	GSF	of Total	Percent
Unknown	568,121	0.76%		28,938	0.21%					597,059	0.67%	
1810-1819	918	0.00%	0.76%	-	0.00%	0.21%				918	0.00%	0.67%
1820-1829	17,596	0.02%	0.78%	-	-	-				17,596	0.02%	0.69%
1830-1839	18,203	0.02%	0.81%	720	0.01%	0.21%				18,923	0.02%	0.71%
1840-1849	86,340	0.12%	0.92%	-	-	-				86,340	0.10%	0.81%
1850-1859	79,593	0.11%	1.03%	30,514	0.22%	0.43%				110,107	0.12%	0.94%
1860-1869	66,400	0.09%	1.12%	-	-	-				66,400	0.07%	1.01%
1870-1879	-	-	-	-	-	-				0	0.00%	1.01%
1880-1889	154,980	0.21%	1.33%	-	-	-				154,980	0.17%	1.18%
1890-1899	125,284	0.17%	1.49%	-	-	-				125,284	0.14%	1.33%
1900-1909	313,345	0.42%	1.91%	6,230	0.04%	0.00476791				319,575	0.36%	1.68%
1910-1919	462,998	0.62%	2.53%	7,442	0.05%	0.53%				470,440	0.53%	2.21%
1920-1929	2,817,626	3.77%	6.30%	64,346	0.46%	0.00992255				2,881,972	3.24%	5.46%
1930-1939	2,484,831	3.32%	9.62%	76,427	0.55%	1.54%				2,561,258	2.88%	8.34%
1940-1949	1,402,419	1.88%	11.50%	147,390	1.06%	0.02599342	8,344	5.38%	5.38%	1,558,153	1.75%	10.09%
1950-1959	1,793,767	2.40%	13.90%	295,389	2.12%	4.72%	82,948	53.50%	58.88%	2,172,104	2.44%	12.54%
1960-1969	9,652,535	12.91%	26.80%	3,641,857	26.15%	0.30870205			-	13,294,392	14.96%	27.50%
1970-1979	9,441,248	12.63%	39.43%	2,448,289	17.58%	48.45%			-	11,889,537	13.38%	40.88%
1980-1989	6,976,634	9.33%	48.76%	1,288,363	9.25%	0.57700729	5,616	3.62%	62.51%	8,270,613	9.31%	50.18%
1990-1999	8,084,233	10.81%	59.57%	2,009,389	14.43%	72.13%	17,102	11.03%	73.54%	10,110,724	11.38%	61.56%
2000-2009	13,833,409	18.50%	78.07%	2,457,391	17.64%	0.89773839	28,600	18.45%	91.98%	16,319,400	18.36%	79.93%
2010-2019	13,642,003	18.24%	96.31%	1,256,883	9.02%	98.80%	12,428	8.02%	100.00%	14,911,314	16.78%	96.71%
2020-2023	2,758,512	3.69%	100.00%	167,301	1.20%	1				2,925,813	3.29%	100.00%
Total	74,780,995	100.00%		13,926,869	100.00%		155,038	100.00%		88,862,902	100.00%	

Source: Alabama Commission on Higher Education's Fall 2023 Facilities Inventory survey.

Summary Tables

Table 1

Summary Table
 Immediate Capital Projects
 By Type of Project
 All Public Higher Education Institutions

Immediate Capital Projects - Year 1 (FY 2024-2025)					
<u>Institution</u>	New Construction	Renovation/ Major Remodeling	Major Capital Equipment	Deferred Maintenance/ Fac Renewal	Total Estimated Cost
Alabama A&M University	178,000,000	16,500,000		16,000,000	210,500,000
Alabama State University	53,000,000	6,500,000	175,000	12,000,000	71,675,000
Athens State University	1,100,000	23,000,000	1,000,000	550,000	25,650,000
Auburn University	41,300,000	10,160,000	3,050,000	11,900,000	66,410,000
Auburn Univ Montgomery	800,000	7,000,000	260,000	6,000,000	14,060,000
Jacksonville State Univ	20,855,000	1,475,000	1,550,000	3,000,000	26,880,000
Troy University	95,350,000	21,510,000	38,900,000	93,415,879	249,175,879
University of Alabama	757,766,948	195,596,865	-	54,253,767	1,007,617,580
Univ of Alabama at Birmingham	267,500,000	131,300,000		36,746,000	435,546,000
Univ of Alabama in Huntsville	63,585,245	86,444,857	3,375,000	13,991,100	167,396,202
University of Montevallo	3,250,000	3,300,000	6,607,500	1,474,000	14,631,500
University of North Alabama	54,000,000	14,000,000	3,000,000	3,700,000	74,700,000
University of South Alabama	302,882,894	14,000,000	-	4,127,584	321,010,478
University of West Alabama	19,650,000	5,300,000		5,800,000	30,750,000
Dauphin Isl Sea Lab /MESC	10,500,000	7,000,000	-	-	17,500,000
SR & Dauphin Isl Total	1,869,540,087	543,086,722	57,917,500	262,958,330	2,733,502,639
Bevill State Community College		10,300,000		3,000,000	13,300,000
Bishop State Comm College	19,707,884	46,689,306	700,000	400,000	67,497,190
Calhoun State Comm College	25,500,000				25,500,000
Central Alabama Comm College	2,000,000	1,580,000	3,030,000	8,000,000	14,610,000
Chatt Valley Community College*	2,700,000	100,000	50,000	206,260	3,056,260
Coastal Alabama Comm College	12,500,000		450,000	700,000	13,650,000
Drake State Com & Tech College		6,076,000			6,076,000
Enterprise State Comm College		6,064,426		1,739,000	7,803,426
Gadsden State Comm College	1,000,000	2,300,000		300,000	3,600,000
Ingram State Technical College		935,000		150,000	1,085,000
Jefferson State Comm College		725,000		250,000	975,000
Lawson St Community College		12,200,000		1,350,000	13,550,000
L. B. Wallace Comm College	3,500,000	14,150,000	300,000	500,000	18,450,000
Marion Military Institute	34,650,000	1,900,000		3,140,000	39,690,000
Northeast AL Comm College	1,000,000	350,000		810,000	2,160,000
Northwest-Shoals Com College	10,000,000	32,103,125		1,598,300	43,701,425
Reid State Technical College	650,000	11,040,864		150,000	11,840,864
Shelton State Comm College	3,630,000	13,300,000	13,532,980	3,200,000	33,662,980
Snead State Comm College	5,000,000	32,000,000		1,605,000	38,605,000
Southern Union St Comm Coll	8,500,000	12,000,000			20,500,000
Trenholm St Comm College		44,629,842		610,000	45,239,842
Wall St Comm College - Dothan	25,800,000	940,135		3,200,000	29,940,135
Wall St Comm Coll - Hanceville*	31,255,400	17,500,000	550,000	2,469,000	51,774,400
Wall St Comm College - Selma		440,000	357,000	2,090,000	2,887,000
Total Comm & Tech	187,393,284	267,323,698	18,969,980	35,467,560	509,154,522
TOTAL	\$2,056,933,371	\$810,410,420	\$76,887,480	\$298,425,890	\$3,242,657,161

Source: Facilities Master Plan / Capital Project Request, FY 2025 - 2029.

*Amounts shown are from last year's report, pending submission of the Facilities Master Plan for FY 2025 - 2029.

Table 2

Summary Table
Intermediate Capital Projects
By Type of Project
All Public Higher Education Institutions

Intermediate Capital Projects - Year 2 (FY 2025-2026)					
Institution	New Construction	Renovation/ Major Remodeling	Major Capital Equipment	Deferred Maintenance/ Fac Renewal	Total Estimated Cost
Alabama A&M University	50,000,000	16,500,000		2,850,000	69,350,000
Alabama State University	49,000,000	16,000,000	150,000	4,500,000	69,650,000
Athens State University	5,000,000	900,000	750,000	825,000	7,475,000
Auburn University	20,000,000	3,950,000		11,900,000	35,850,000
Auburn Univ Montgomery	2,000,000	2,000,000		6,500,000	10,500,000
Jacksonville State Univ	5,000,000	2,000,000	1,000,000	1,450,000	9,450,000
Troy University	6,000,000	500,000	100,000	20,750,000	27,350,000
University of Alabama	188,285,297	170,491,066	3,000,000	37,039,214	398,815,577
Univ of Alabama at Birmingham	115,000,000	31,050,000		38,185,000	184,235,000
Univ of Alabama in Huntsville	4,800,000	18,550,000		17,922,714	41,272,714
University of Montevallo		850,000	3,300,000	775,000	4,925,000
University of North Alabama	65,000,000	8,400,000			73,400,000
University of South Alabama	40,000,000	3,000,000			43,000,000
University of West Alabama	3,500,000	14,300,000		8,800,000	26,600,000
Dauphin Isl Sea Lab /MESC	500,000				500,000
SR & Dauphin Isl Total	554,085,297	288,491,066	8,300,000	151,496,928	1,002,373,291
Bevill State Community College		650,000		2,700,000	3,350,000
Bishop State Comm College	3,500,000	600,000		150,000	4,250,000
Calhoun State Comm College	42,000,000				42,000,000
Central Alabama Comm College		3,717,485	260,000		3,977,485
Chatt Valley Community College*	57,000	105,000		55,000	217,000
Coastal Alabama Comm College	6,000,000		450,000	700,000	7,150,000
Drake State Com & Tech College		10,000,000		645,000	10,645,000
Enterprise State Comm College		10,080,282		1,647,106	11,727,388
Gadsden State Comm College	18,000,000	4,200,000	500,000	6,175,000	28,875,000
Ingram State Technical College	1,200,000			90,000	1,290,000
Jefferson State Comm College		300,000		50,000	350,000
Lawson St Community College		2,000,000		450,000	2,450,000
L. B. Wallace Comm College		200,000			200,000
Marion Military Institute		1,310,000		670,000	1,980,000
Northeast AL Comm College					
Northwest-Shoals Com College			780,000	1,849,000	2,629,000
Reid State Technical College	28,000,000	5,677,300		800,000	34,477,300
Shelton State Comm College		19,800,000	500,000	7,000,000	27,300,000
Snead State Comm College		8,000,000		775,000	8,775,000
Southern Union St Comm Coll	15,000,000	1,500,000			16,500,000
Trenholm St Comm College					
Wall St Comm College - Dothan	1,300,000	400,000		3,403,000	5,103,000
Wall St Comm Coll - Hanceville*	100,000			1,693,000	1,793,000
Wall St Comm College - Selma	15,000,000			6,000,000	21,000,000
Total Comm & Tech	130,157,000	68,540,067	2,490,000	34,852,106	236,039,173
TOTAL	684,242,297	357,031,133	10,790,000	186,349,034	1,238,412,464

Source: Facilities Master Plan / Capital Project Request, FY 2025 - 2029.

*Amounts shown are from last year's report, pending submission of the Facilities Master Plan for FY 2025 - 2029.

Table 3
Summary Table
Long-Term Capital Projects
By Category
All Public Higher Education Institutions

Long Term Capital Projects - Years 3-5 (FY 2026-2027 - FY 2028-2029)						Estimated 5-Year Project Cost
Institution	New Construction	Renovation/ Major Remodeling	Major Capital Equipment	Deferred Maintenance/ Fac Renewal	Total Estimated Cost	
Alabama A&M University	60,000,000	40,400,000	3,750,000	51,000,000	155,150,000	435,000,000
Alabama State University	225,000,000	27,000,000	2,300,000	500,000	254,800,000	396,125,000
Athens State University	9,800,000	650,000	450,000	750,000	11,650,000	44,775,000
Auburn University	480,000,000	288,010,000		35,700,000	803,710,000	905,970,000
Auburn Univ Montgomery		16,500,000		9,300,000	25,800,000	50,360,000
Jacksonville State Univ	1,000,000	6,500,000	350,000	3,700,000	11,550,000	47,880,000
Troy University	62,000,000	22,150,000	24,300,000	16,251,440	124,701,440	401,227,319
University of Alabama	317,941,309	369,439,495		127,144,264	814,525,068	2,220,958,225
Univ of Alabama at Birmingham	270,400,000	73,500,000		120,810,000	464,710,000	1,084,491,000
Univ of Alabama in Huntsville	121,059,380	61,797,085		47,091,056	229,947,521	438,616,437
University of Montevallo	35,000,000	11,000,000	587,500	2,975,000	49,562,500	69,119,000
University of North Alabama	30,000,000	50,000,000		15,000,000	95,000,000	243,100,000
University of South Alabama	90,000,000	8,000,000			98,000,000	462,010,478
University of West Alabama		12,000,000		20,100,000	32,100,000	89,450,000
Dauphin Isl Sea Lab /MESC		12,000,000			12,000,000	30,000,000
SR & Dauphin Isl Total	1,702,200,689	998,946,580	31,737,500	450,321,760	3,183,206,529	6,919,082,459
Bevill State Community College	1,500,000		680,000	1,250,000	3,430,000	20,080,000
Bishop State Comm College	3,200,000	14,200,000			17,400,000	89,147,190
Calhoun State Comm College	43,500,000	10,600,000		3,200,000	57,300,000	124,800,000
Central Alabama Comm College				250,000	250,000	18,837,485
Chat Valley Community College*	720,000	400,000	490,000	455,000	2,065,000	5,338,260
Coastal Alabama Comm College	15,000,000			2,700,000	17,700,000	38,500,000
Drake State Com & Tech College	36,000,000	6,450,000		3,500,000	45,950,000	62,671,000
Enterprise State Comm College		12,175,045		1,277,536	13,452,581	32,983,395
Gadsden State Comm College	10,000,000	3,000,000	1,200,000	4,875,000	19,075,000	51,550,000
Ingram State Technical College				325,000	325,000	2,700,000
Jefferson State Comm College	36,000,000				36,000,000	37,325,000
Lawson St Community College	20,000,000			450,000	20,450,000	36,450,000
L. B. Wallace Comm College	3,000,000	3,000,000			6,000,000	24,650,000
Marion Military Institute	10,562,000	2,600,000			13,162,000	54,832,000
Northeast AL Comm College	20,000,000	750,000			20,750,000	22,910,000
Northwest-Shoals Com College				1,070,000	1,070,000	47,400,425
Reid State Technical College		8,863,060		1,340,000	10,203,060	56,521,224
Shelton State Comm College		20,600,000	1,250,000	1,500,000	23,350,000	84,312,980
Snead State Comm College	2,500,000	10,500,000	950,000	1,150,000	15,100,000	62,480,000
Southern Union St Comm Coll	15,000,000				15,000,000	52,000,000
Trenholm St Comm College		11,903,200			11,903,200	57,143,042
Wall St Comm College - Dothan	5,050,000	210,000		4,350,000	9,610,000	44,653,135
Wall St Comm Coll - Hanceville*	17,800,000	6,000,000	1,750,000	1,430,000	26,980,000	80,547,400
Wall St Comm College - Selma	20,400,000	4,440,000	3,000,000	2,000,000	29,840,000	53,727,000
Total Comm & Tech	260,232,000	115,691,305	9,320,000	31,122,536	416,365,841	1,161,559,536
TOTAL	1,962,432,689	1,114,637,885	41,057,500	481,444,296	3,599,572,370	8,080,641,995

Source: Facilities Master Plan / Capital Project Request, FY 2025 - 2029.

*Amounts shown are from last year's report, pending submission of the Facilities Master Plan for FY 2025 - 2029.

Table 4

Summary Table
Immediate Capital Projects
By Projected Funding Source
All Public Higher Education Institutions

Institution	Immediate Capital Projects - Year 1 (FY 2024-2025)								
	Education Trust Fund	ETF Advancement & Technology Fund	Other State Funding	Other Funds	Total Estimated Cost	Percent Requested From ETF Funds	Percent Requested From Advancement & Tech Funds	Percent Requested From Other State Funds	Percent Requested From Other Funds
Alabama A&M University			32,500,000	178,000,000	210,500,000	None	None	15.44%	84.56%
Alabama State University	71,675,000				71,675,000	100.00%	None	None	None
Athens State University	19,550,000		6,000,000	100,000	25,650,000	76.22%	None	23.39%	0.39%
Auburn University			11,000,000	55,410,000	66,410,000	None	None	16.56%	83.44%
Auburn Univ Montgomery	12,010,000	2,050,000			14,060,000	85.42%	14.58%	None	None
Jacksonville State Univ	4,550,000		600,000	21,730,000	26,880,000	16.93%	None	2.23%	80.84%
Troy University	249,175,879				249,175,879	100.00%	None	None	None
University of Alabama	283,276,447	8,600,000	105,088,122	610,653,011	1,007,617,580	28.11%	0.85%	10.43%	60.60%
Univ of Alabama at Birmingham				435,546,000	435,546,000	None	None	None	100.00%
Univ of Alabama in Huntsville	147,796,202	19,600,000			167,396,202	88.29%	11.71%	None	None
University of Montevallo	9,106,500	525,000		5,000,000	14,631,500	62.24%	3.59%	None	34.17%
University of North Alabama	18,200,000		38,500,000	18,000,000	74,700,000	24.36%	None	51.54%	24.10%
University of South Alabama	24,000,000		76,127,440	220,883,036	321,010,478	7.48%	None	23.71%	68.81%
University of West Alabama	30,750,000				30,750,000	100.00%	None	None	None
Dauphin Isl Sea Lab /MESC	17,500,000				17,500,000	100.00%	None	None	None
SR & Dauphin Isl Total	887,590,028	30,775,000	269,815,562	1,545,322,049	2,733,502,639	32.47%	1.13%	9.87%	56.53%
Bevill State Community College	13,300,000				13,300,000	100.00%	None	None	None
Bishop State Comm College			1,350,000	66,147,190	67,497,190	None	None	2.00%	98.00%
Calhoun State Comm College			25,500,000		25,500,000	None	None	100.00%	None
Central Alabama Comm College			1,530,000	13,080,000	14,610,000	None	None	10.47%	89.53%
Chat Valley Community College*			3,056,260		3,056,260	None	None	100.00%	None
Coastal Alabama Comm College	450,000		700,000	12,500,000	13,650,000	3.30%	None	5.13%	91.58%
Drake State Com & Tech College			5,479,423	596,577	6,076,000	None	None	90.18%	9.82%
Enterprise State Comm College				7,803,426	7,803,426	None	None	None	100.00%
Gadsden State Comm College	3,600,000				3,600,000	100.00%	None	None	None
Ingram State Technical College	825,000		260,000		1,085,000	76.04%	None	23.96%	None
Jefferson State Comm College	975,000				975,000	100.00%	None	None	None
Lawson St Community College			1,100,000	12,450,000	13,550,000	None	None	8.12%	91.88%
L. B. Wallace Comm College				18,450,000	18,450,000	None	None	None	100.00%
Marion Military Institute	5,040,000			34,650,000	39,690,000	12.70%	None	None	87.30%
Northeast AL Comm College			2,160,000		2,160,000	None	None	100.00%	None
Northwest-Shoals Com College	1,000,000		22,000,000	20,701,425	43,701,425	2.29%	None	50.34%	47.37%
Reid State Technical College			11,590,864	250,000	11,840,864	None	None	97.89%	2.11%
Shelton State Comm College	16,535,000		2,250,000	14,877,980	33,662,980	49.12%	None	6.68%	44.20%
Snead State Comm College	1,605,000		35,000,000	2,000,000	38,605,000	4.16%	None	90.66%	5.18%
Southern Union St Comm Coll				20,500,000	20,500,000	None	None	None	100.00%
Trenholm St Comm College			305,000	44,934,842	45,239,842	None	None	0.67%	99.33%
Wall St Comm College - Dothan	5,000,000	10,000,000	14,940,135		29,940,135	16.70%	33.40%	49.90%	None
Wall St Comm Coll - Hanceville*	769,000	1,700,000	47,305,400	2,000,000	51,774,400	1.49%	3.28%	91.37%	3.86%
Wall St Comm College - Selma	2,887,000				2,887,000	100.00%	None	None	None
Total Comm & Tech	51,986,000	11,700,000	174,527,082	270,941,440	509,154,522	10.21%	2.30%	34.28%	53.21%
TOTAL	939,576,028	42,475,000	444,342,644	1,816,263,489	3,242,657,161	28.98%	1.31%	13.70%	56.01%

Source: Facilities Master Plan / Capital Project Request, FY 2025 - 2029.

* Amounts shown are from last year's report, pending submission of the Facilities Master Plan for FY 2025 - 2029.

Table 5

Summary Table
Intermediate Capital Projects
By Projected Funding Source
All Public Higher Education Institutions

Institution	Intermediate Capital Projects - Year 2 (FY 2025-2026)								
	Education Trust Fund	ETF Advancement & Technology Fund	Other State Funding	Other Funds	Total Estimated Cost	Percent Requested From ETF Funds	Percent Requested From Advancement & Tech Funds	Percent Requested From Other State Funds	Percent Requested From Other Funds
Alabama A&M University			29,350,000	40,000,000	69,350,000	None	None	42.32%	57.68%
Alabama State University	69,650,000				69,650,000	100.00%	None	None	None
Athens State University	7,475,000				7,475,000	100.00%	None	None	None
Auburn University			10,000,000	25,850,000	35,850,000	None	None	27.89%	72.11%
Auburn Univ Montgomery	8,500,000	2,000,000			10,500,000	80.95%	19.05%	None	None
Jacksonville State Univ	4,450,000			5,000,000	9,450,000	47.09%	None	None	52.91%
Troy University	27,350,000				27,350,000	100.00%	None	None	None
University of Alabama	298,606,777			100,208,800	398,815,577	74.87%	None	None	25.13%
Univ of Alabama at Birmingham				184,235,000	184,235,000	None	None	None	100.00%
Univ of Alabama in Huntsville	41,272,714				41,272,714	100.00%	None	None	None
University of Montevallo	3,475,000	800,000		650,000	4,925,000	70.56%	16.24%	None	13.20%
University of North Alabama	8,400,000			65,000,000	73,400,000	11.44%	None	None	88.56%
University of South Alabama				43,000,000	43,000,000	None	None	None	100.00%
University of West Alabama	26,600,000				26,600,000	100.00%	None	None	None
Dauphin Isl Sea Lab /MESC	500,000				500,000	100.00%	None	None	None
SR & Dauphin Isl Total	496,279,491	2,800,000	39,350,000	463,943,800	1,002,373,291	49.51%	0.28%	3.93%	46.28%
Bevill State Community College	3,350,000				3,350,000	100.00%	None	None	None
Bishop State Comm College			4,250,000		4,250,000	None	None	100.00%	None
Calhoun State Comm College			42,000,000		42,000,000	None	None	100.00%	None
Central Alabama Comm College			260,000	3,717,485	3,977,485	None	None	6.54%	93.46%
Chatt Valley Community College*			217,000		217,000	None	None	100.00%	None
Coastal Alabama Comm College	450,000		6,700,000		7,150,000	6.29%	None	93.71%	None
Drake State Com & Tech College			10,395,000	250,000	10,645,000	None	None	97.65%	2.35%
Enterprise State Comm College				11,727,388	11,727,388	None	None	None	100.00%
Gadsden State Comm College	28,275,000			600,000	28,875,000	97.92%	None	None	2.08%
Ingram State Technical College	1,290,000				1,290,000	100.00%	None	None	None
Jefferson State Comm College	350,000				350,000	100.00%	None	None	None
Lawson St Community College			200,000	2,250,000	2,450,000	None	None	8.16%	91.84%
L. B. Wallace Comm College			200,000		200,000	None	None	100.00%	None
Marion Military Institute	670,000			1,310,000	1,980,000	33.84%	None	None	66.16%
Northeast AL Comm College						None	None	None	None
Northwest-Shoals Com College				2,629,000	2,629,000	None	None	None	100.00%
Reid State Technical College			34,477,300		34,477,300	None	None	100.00%	None
Shelton State Comm College			27,300,000		27,300,000	None	None	100.00%	None
Snead State Comm College	775,000		8,000,000		8,775,000	8.83%	None	91.17%	None
Southern Union St Comm Coll				16,500,000	16,500,000	None	None	None	100.00%
Trenholm St Comm College						None	None	None	None
Wall St Comm College - Dothan	3,803,000			1,300,000	5,103,000	74.52%	None	None	25.48%
Wall St Comm Coll - Hanceville*		1,693,000	100,000		1,793,000	None	94.42%	5.58%	None
Wall St Comm College - Selma	21,000,000				21,000,000	100.00%	None	None	None
Total Comm & Tech	59,963,000	1,693,000	134,099,300	40,283,873	236,039,173	25.40%	0.72%	56.81%	17.07%
TOTAL	556,242,491	4,493,000	173,449,300	504,227,673	1,238,412,464	44.92%	0.36%	14.01%	40.72%

Source: Facilities Master Plan / Capital Project Request, FY 2025 - 2029.

*Amounts shown are from last year's report, pending submission of the Facilities Master Plan for FY 2025 - 2029.

Table 6
Summary Table
Long-Term Capital Projects
By Projected Funding Source
All Public Higher Education Institutions

Institution	Long Term Capital Projects - Years 3-5 (FY 2026-2027 - FY 2028-2029)								
	Education Trust Fund	ETF Advancement & Technology Fund	Other State Funding	Other Funds	Total Estimated Cost	Percent Requested From ETF Funds	Percent Requested From Advancement & Tech Funds	Percent Requested From Other State Funds	Percent Requested From Other Funds
Alabama A&M University			155,150,000		155,150,000	None	None	100.00%	None
Alabama State University	254,800,000				254,800,000	100.00%	None	None	None
Athens State University	450,000	1,000,000	7,500,000	2,700,000	11,650,000	3.86%	8.58%	64.38%	23.18%
Auburn University				803,710,000	803,710,000	None	None	None	100.00%
Auburn Univ Montgomery	19,800,000	6,000,000			25,800,000	76.74%	23.26%	None	None
Jacksonville State Univ	7,350,000			4,200,000	11,550,000	63.64%	None	None	36.36%
Troy University	124,701,440				124,701,440	100.00%	None	None	None
University of Alabama	596,608,264			217,916,804	814,525,068	73.25%	None	None	26.75%
Univ of Alabama at Birmingham				464,710,000	464,710,000	None	None	None	100.00%
Univ of Alabama in Huntsville	229,947,521				229,947,521	100.00%	None	None	None
University of Montevallo	7,281,250	7,281,250		35,000,000	49,562,500	14.69%	14.69%	None	70.62%
University of North Alabama	95,000,000				95,000,000	100.00%	None	None	None
University of South Alabama	10,000,000		10,000,000	78,000,000	98,000,000	10.20%	None	None	79.59%
University of West Alabama	32,100,000				32,100,000	100.00%	None	None	None
Dauphin Isl Sea Lab /MESC	12,000,000				12,000,000	100.00%	None	None	None
SR & Dauphin Isl Total	1,390,038,475	14,281,250	172,650,000	1,606,236,804	3,183,206,529	43.67%	0.45%	5.42%	50.46%
Bevill State Community College			3,430,000		3,430,000	None	None	100.00%	None
Bishop State Comm College			17,400,000		17,400,000	None	None	100.00%	None
Calhoun State Comm College			57,300,000		57,300,000	None	None	100.00%	None
Central Alabama Comm College			250,000		250,000	None	None	100.00%	None
Chatt Valley Community College*			2,065,000		2,065,000	None	None	100.00%	None
Coastal Alabama Comm College	15,000,000		2,700,000		17,700,000	84.75%	None	15.25%	None
Drake State Com & Tech College			9,950,000	36,000,000	45,950,000	None	None	21.65%	78.35%
Enterprise State Comm College				13,452,581	13,452,581	None	None	None	100.00%
Gadsden State Comm College	19,075,000				19,075,000	100.00%	None	None	None
Ingram State Technical College	75,000		250,000		325,000	23.08%	None	76.92%	None
Jefferson State Comm College			36,000,000		36,000,000	None	None	100.00%	None
Lawson St Community College				20,450,000	20,450,000	None	None	None	100.00%
L. B. Wallace Comm College			6,000,000		6,000,000	None	None	100.00%	None
Marion Military Institute	13,162,000				13,162,000	100.00%	None	None	None
Northeast AL Comm College				20,750,000	20,750,000	None	None	None	100.00%
Northwest-Shoals Com College				1,070,000	1,070,000	None	None	None	100.00%
Reid State Technical College			10,203,060		10,203,060	None	None	100.00%	None
Shelton State Comm College				23,350,000	23,350,000	None	None	None	100.00%
Snead State Comm College	7,500,000		6,450,000	1,150,000	15,100,000	49.67%	None	42.72%	7.62%
Southern Union St Comm Coll				15,000,000	15,000,000	None	None	None	100.00%
Trenholm St Comm College				11,903,200	11,903,200	None	None	None	100.00%
Wall St Comm College - Dothan	6,360,000			3,250,000	9,610,000	66.18%	None	None	33.82%
Wall St Comm Coll - Hanceville*		2,900,000	24,080,000		26,980,000	None	10.75%	89.25%	None
Wall St Comm College - Selma	19,000,000			10,840,000	29,840,000	63.67%	None	None	36.33%
Total Comm & Tech	80,172,000	2,900,000	176,078,060	157,215,781	416,365,841	19.26%	0.70%	42.29%	37.76%
TOTAL	1,470,210,475	17,181,250	348,728,060	1,763,452,585	3,599,572,370	40.84%	0.48%	9.69%	48.99%

Source: Facilities Master Plan / Capital Project Request, FY 2025 - 2029.

*Amounts shown are from last year's report, pending submission of the Facilities Master Plan for FY 2025 - 2029.

Table 7a
Report on Revenue Bonds Issued by Alabama Public Four-Year Universities

Institution	Total Original Value	Total Amount Outstanding 9/30/2023	Total Amount of Principal Debt Service 9/30/2023	Total Amount of Interest Debt Service 9/30/2023	Total Amount of Debt Service 9/30/2023	Sources of Payment
						Various pledged revenues, which includes but is not limited to proceeds from tuition, fees, and auxiliary operations
Alabama A&M University	70,000,000	65,436,528	0	1,483,186	1,483,186	Tuition and Fee Revenue
Alabama State University	75,805,000	41,660,000	4,455,000	2,196,756	6,651,756	Tuition & Fees
Athens State University	10,595,000	6,218,000	1,474,000	113,608	1,587,608	General Fund, Student Fees, Housing & Dining Revenue, Athletic Revenue
Auburn University	1,169,657,000	1,001,820,000	43,054,000	36,951,878	80,005,878	Reported with Auburn University
Auburn Univ Montgomery	Reported with Auburn University					
Jacksonville State University	98,660,000	84,955,000	2,840,000	3,521,940	6,361,940	Housing
Troy University	182,155,000	136,120,000	8,210,000	5,967,177	14,177,177	General Student Fees
University of Alabama	1,196,300,000	1,031,040,000	39,505,000	38,670,631	78,175,631	Tuition, Housing, Athletics, Parking, Food Service, Fraternities
Univ of Alabama at Birmingham (D)	1,005,685,000	696,375,000	102,605,000	24,713,434	127,318,434	E&G & Auxiliary
Univ of Alabama in Huntsville	154,475,000	125,600,000	5,580,000	4,730,544	10,310,544	Housing Fees & Student Tuition/Fees
University of Montevallo	50,236,000	45,130,000	944,000	1,832,066	2,776,066	Pledged Revenues
University of North Alabama	163,405,000	111,365,000	3,305,000	3,964,676	7,269,676	Housing Revenues & Tuition/Fees
University of South Alabama	607,833,000	463,655,035	22,324,311	14,156,415	36,480,726	Tuition & Fee revenues, portion of revenues USA Children's & Women's Hospital, gross revenues from Auxiliary Enterprises
University of West Alabama	286,640,000	247,925,000	1,650,000	2,025,121	3,675,121	General Fees & Capitalized Interest
Dauphin Isl Sea Lab /MESC	2,000,000	485,000	240,000	10,297	250,297	Prog. Service Revenue
SR & Dauphin Isl Total	5,073,446,000	4,057,784,563	236,186,311	140,337,729	376,524,040	

Table 7b
Report on Revenue Bonds Issued by Alabama Public Two-Year Colleges

Institution	Total Original Value	Total Amount Outstanding 9/30/2023	Total Amount of Principal Debt Service 9/30/2023	Total Amount of Interest Debt Service 9/30/2023	Total Amount of Debt Service 9/30/2023	Sources of Payment
Bevill State Community College	-	-	-	-	-	
Bishop State Comm College	22,222,000	18,670,000	470,000	778,524	1,248,524	Plant Funds
Calhoun State Comm College	48,745,000	23,074,000	3,448,000	911,754	4,359,754	Tuition & Fees
Central Alabama Comm College	5,485,000	4,935,000	280,000	153,163	433,163	Tuition Revenue
Chatt Valley Comm. College*	5,855,000	5,855,000	0	306,400	306,400	Tuition & Fees
Coastal Alabama Comm College	12,738,000	12,003,000	1,235,000	706,155	1,941,155	Building Fee
Drake State Com & Tech College	0	0	0	0	0	
Enterprise State Comm College	25,695,000	25,510,000	185,000	127,715	312,715	Building Fee
Gadsden State Comm College	30,799,000	21,676,000	1,595,000	1,068,641	2,663,641	Building Fee, Tuition, & Local Government Contribution
Ingram State Technical College	0	0	0	0	0	
Jefferson State Comm College	30,042,000	14,928,000	2,192,000	588,103	2,780,103	Tuition & Fees
Lawson St Community College	2,670,000	2,670,000	0	92,250	92,250	Tuition and Fees, Room Charges, Dept. of Ed
L. B. Wallace Comm College	3,460,000	2,905,000	280,000	86,156	366,156	Tuition & Fees
Marion Military Institute	0	0	0	0	0	
Northeast AL Comm College	11,319,000	8,275,000	411,000	247,355	658,355	Tuition & Fees
Northwest-Shoals Comm College	18,735,000	15,255,621	415,316	534,948	950,264	Tuition & Fees
Reid State Technical College	0	0	0	0	0	
Shelton State Comm College	0	0	0	0	0	
Snead State Comm College	12,140,000	12,140,000	0	415,358	415,358	Tuition
Southern Union St Comm Coll	32,620,000	20,265,000	2,030,000	774,475	2,804,475	Tuition & Fees
Trenholm St Comm College	5,150,000	4,735,000	210,000	133,883	343,883	Tuition and Special Building Fees
Wall St Comm College - Dothan	16,211,000	8,539,000	1,416,000	246,069	1,662,069	Tuition & Fees & Special Building Fee
Wall St Comm Coll - Hanceville*	26,935,000	26,125,000	405,000	819,631	1,224,631	Tuition & Fees & Building Fees
Wall St Comm College - Selma	0	0	0	0	0	
Total Comm & Tech	310,821,000	227,560,621	14,572,316	7,990,580	22,562,896	
TOTAL	5,384,267,000	4,285,345,184	250,758,627	148,328,309	399,086,936	

Source: Facilities Master Plan / Capital Project Request, FY 2025 - 2029.

*Amounts shown are from last year's report, pending submission of the Facilities Master Plan for FY 2025 - 2029.