

Alabama Commission
on Higher Education

Report on
Facilities Master Plan and
Capital Projects Requests
FY 2027 to FY 2031
for all Public Higher Education Institutions

December 2025

Facilities Master Plan and Capital Projects Requests

In accordance with Section 16-5-15 of the Code of Alabama, all public institutions of higher education are required to submit a Facilities Master Plan to the Alabama Commission on Higher Education. This plan must include all proposed capital projects and prioritize capital improvement budget requests.

Project Requests

All public two-year and four-year institutions have submitted their Facilities Master Plans as required.

The five-year planning period is divided into three phases:

- **Immediate Projects:** Scheduled for the first year of the planning cycle (FY 2026–2027)
- **Intermediate Projects:** Planned for the second year (FY 2027–2028)
- **Long-Term Projects:** Spanning the final three years (FY 2028–2029, FY 2029–2030, and FY 2030–2031)

Projects are categorized into four types:

1. **New Construction/Acquisition**
2. **Renovation and Remodeling**
3. **Major Capital Equipment**
4. **Deferred Maintenance/Facilities Renewal**

Each section includes charts that illustrate the distribution of projects by timeline and category as well as projected funding sources. Summary tables are provided at the conclusion of these sections for reference.

Immediate Capital Projects

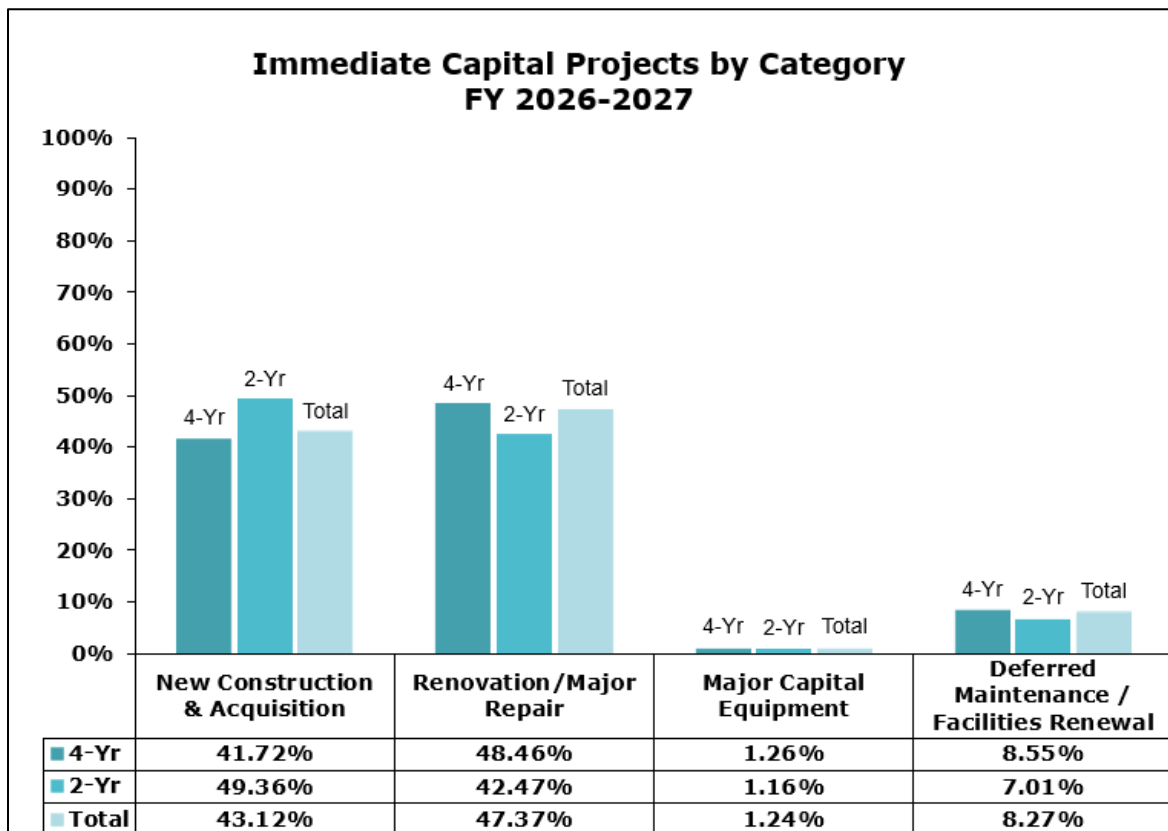
Table 1 in the Summary Tables outlines the Immediate (Year 1) capital projects proposed by institutions, totaling \$4,097,228,414 in funding requests. Of this amount:

- 20.10% (\$823,734,147) is requested from the Education Trust Fund (ETF), as shown in Table 4.
- 12.49% (\$511,704,201) is expected from other state-related sources, such as bond issues or the ETF Advancement and Technology Fund.
- Additional funding will come from institutional capital campaigns, federal and local sources, and other contributions.

In terms of project type:

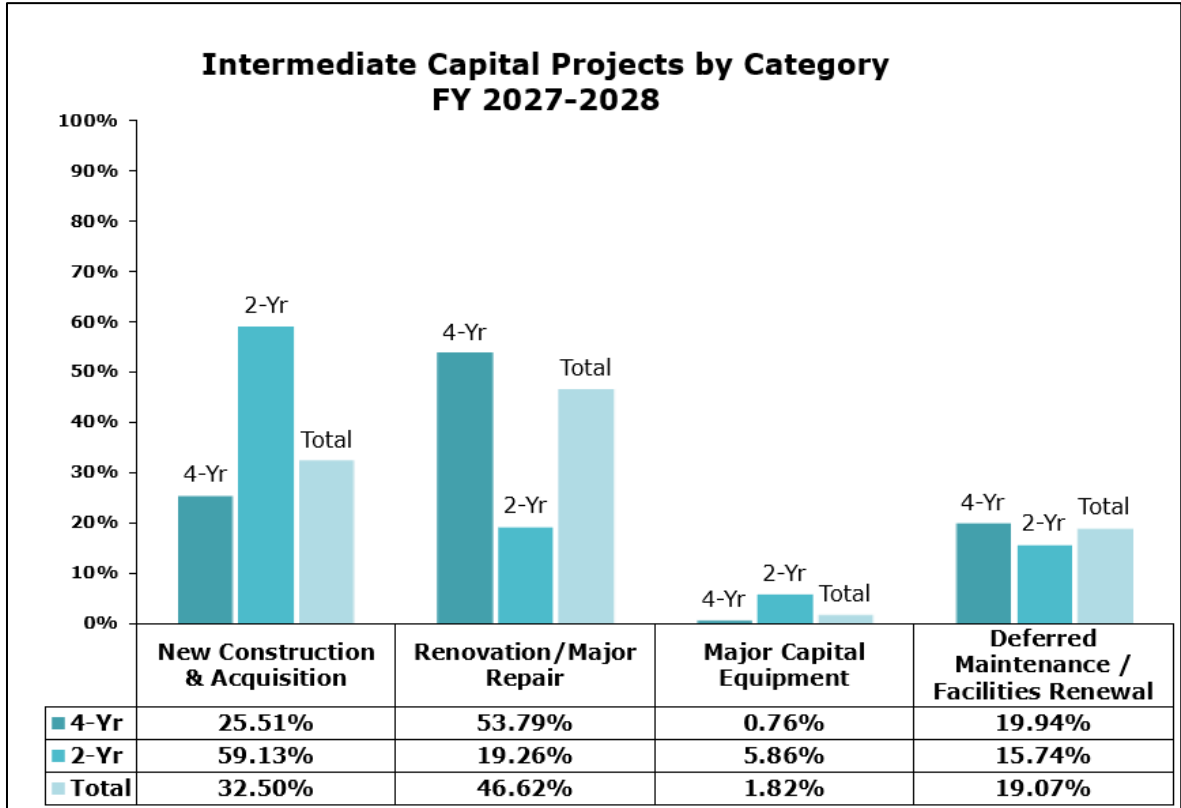
- 43.12% of the requested funds are for New Construction.
- 47.37% are allocated to Renovation and Major Remodeling.
- 8.27% are designated for Deferred Maintenance and Facilities Renewal.
- 1.24% are for Major Capital Equipment.

Overall, 55.64% of the total funding requested will support the maintenance, alteration, and repair of existing facilities.



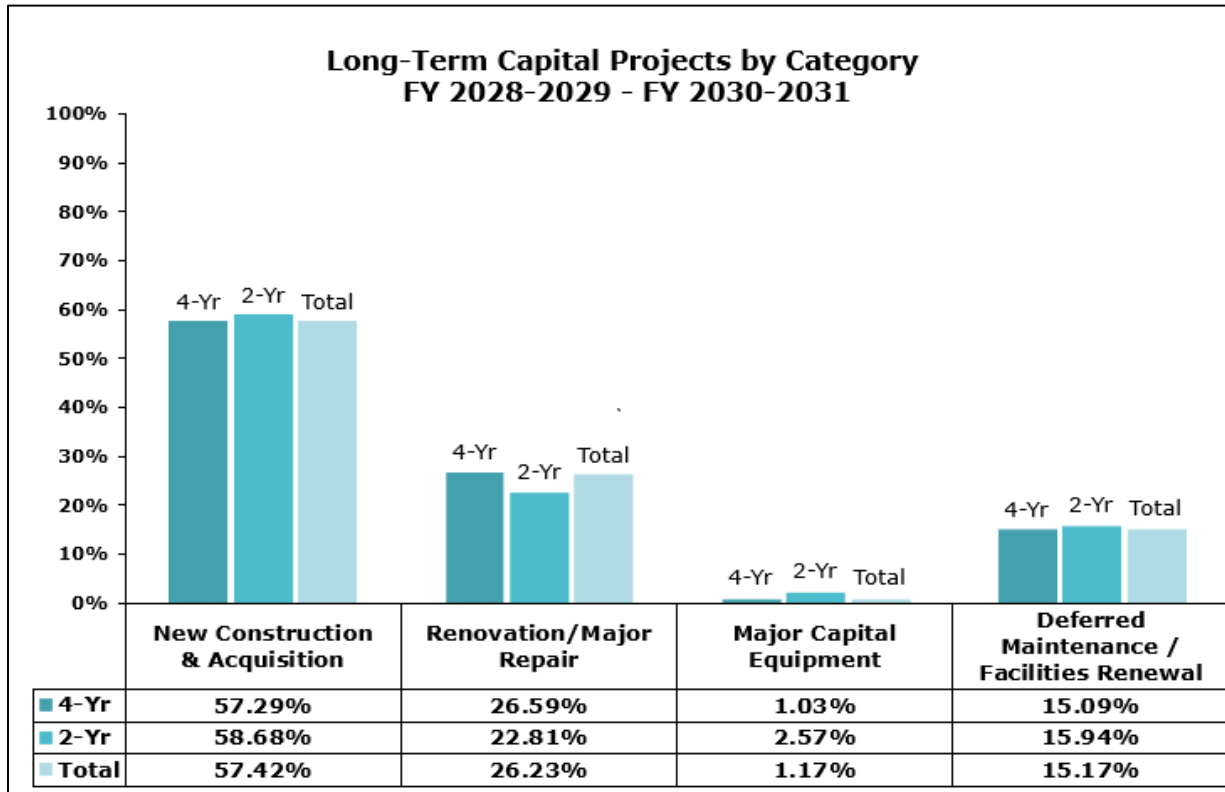
Intermediate Projects

The Intermediate (Year 2) Capital Projects Requests total \$1,123,011,008 and are outlined in Table 2 (see Summary Tables). According to Table 5, 64.38% of these projects are expected to receive funding from ETF or other State-related sources. Of the total requested funds, 65.69% are allocated for renovating or addressing deferred maintenance on existing buildings, while 32.50% is designated for new construction.



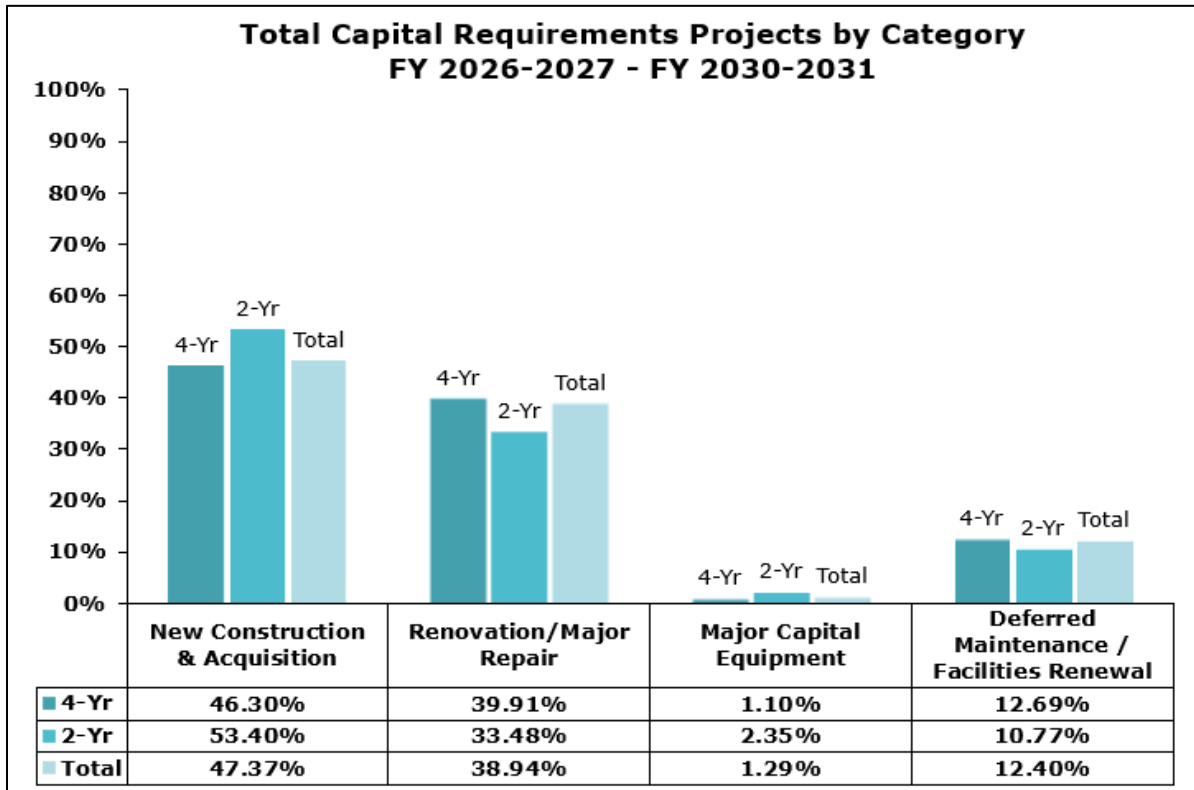
Long Term Projects

Funding sources for Long-Term projects are currently based on estimates. Institutions project that \$3,397,969,294 will be required for capital projects during fiscal years 2029 through 2031. According to Table 6 (see Summary Tables), 39.13% of this funding is expected to come from the Education Trust Fund (ETF) or other state-related sources. Of the total Long-Term projects, 57.42% is allocated for new construction and property acquisition.



Summary

Renovation, remodeling, and deferred maintenance projects account for 51.34% of all capital project requests. Of the total funding requested in the Facilities Master Plans, \$3.4 billion (39.3%) is expected to come from the Education Trust Fund (ETF) or other state-related sources. Overall, more than \$8.6 billion will be needed over the next five years to support capital project requests from both four-year and two-year institutions.



Bond Issues

Over the past three years, the Alabama legislature has provided generous one-time supplemental appropriations for deferred maintenance and capital projects. However, the state does not offer consistent funding for educational capital projects, which applies to both K-12 and postsecondary education.

Occasionally, the state issues General Obligation Bonds, with Higher Education typically receiving a portion. Additionally, the Education Trust Fund (ETF) Advancement and Technology Fund is becoming a more regular, though still not guaranteed, source of capital funding for both sectors.

Due to the inconsistency of these funding streams, institutions must seek alternative sources to finance capital projects. One such source is institutional bonds. Alabama institutions are permitted to issue their own bonds and currently hold approximately \$4.3 billion in outstanding debt (see Tables 7a and 7b in the Summary Tables). As with any debt, repayment is required, and last fiscal year, institutions paid about \$585.6 million in debt service. These payments are typically funded through student tuition and fees.

Age of Buildings

Based on data from the Fall 2025 Facilities Inventory Report, nearly 36% of buildings currently used by Alabama's public colleges and universities were built between 1960 and 1989. These structures now range from over 30 to 65 years old, exceeding the typical "useful life" of major building components. Additionally, 11.41% of buildings in use were constructed before 1960. Due to the advanced age of these facilities, approximately \$1.9 billion in funding is being requested for renovations, maintenance, and repairs in fiscal year 2027.

Alabama Public Colleges and Universities 1810-2025 Gross Square Feet (GSF)

Decade	Total University			Total Two-Year			Total Dauphin Island Sealab/MESC			Total All		
	Total GSF	Percent of Total	Cumulative Percent	Total GSF	Percent of Total	Cumulative Percent	GSF	Total of Total	Percent	Total GSF	Percent of Total	Cumulative Percent
Unknown	257,415	0.33%		36,040	0.26%					293,455	0.32%	
1810-1819	918	0.00%	0.33%	0	0.00%	0.26%				918	0.00%	0.32%
1820-1829	14,644	0.02%	0.35%	-	0.00%	0.26%				14,644	0.02%	0.33%
1830-1839	22,713	0.03%	0.38%	720	0.01%	0.26%				23,433	0.03%	0.36%
1840-1849	97,559	0.12%	0.50%	-	0.00%	0.26%				97,559	0.11%	0.47%
1850-1859	110,376	0.14%	0.64%	30,514	0.22%	0.48%				140,890	0.15%	0.62%
1860-1869	123,793	0.16%	0.80%	-	0.00%	0.48%				123,793	0.13%	0.75%
1870-1879	2,240	0.00%	0.80%	0	0.00%	0.48%				2,240	0.00%	0.75%
1880-1889	182,689	0.23%	1.04%	-	0.00%	0.48%				182,689	0.20%	0.95%
1890-1899	251,942	0.32%	1.36%	0	0.00%	0.48%				251,942	0.27%	1.22%
1900-1909	316,639	0.40%	1.76%	6,030	0.04%	0.53%				322,669	0.35%	1.57%
1910-1919	450,302	0.58%	2.34%	7,442	0.05%	0.58%				457,744	0.50%	2.07%
1920-1929	2,838,569	3.63%	5.97%	67,675	0.49%	1.06%				2,906,244	3.15%	5.22%
1930-1939	2,429,688	3.10%	9.07%	66,358	0.48%	1.54%				2,496,046	2.70%	7.92%
1940-1949	1,501,785	1.92%	10.99%	136,757	0.98%	2.52%	8,344	5.38%	5.38%	1,646,886	1.78%	9.70%
1950-1959	1,922,632	2.46%	13.44%	310,254	2.23%	4.75%	82,948	53.50%	58.88%	2,315,834	2.51%	12.21%
1960-1969	9,267,774	11.84%	25.28%	3,434,724	24.64%	29.39%		0.00%	58.88%	12,702,498	13.75%	25.96%
1970-1979	9,641,985	12.32%	37.60%	2,487,031	17.84%	47.23%		0.00%	58.88%	12,129,016	13.13%	39.09%
1980-1989	7,015,998	8.96%	46.56%	1,298,716	9.32%	56.54%	5,616	3.62%	62.51%	8,320,330	9.01%	48.09%
1990-1999	8,545,305	10.92%	57.48%	2,025,859	14.53%	71.07%	17,102	11.03%	73.54%	10,588,266	11.46%	59.56%
2000-2009	14,867,682	18.99%	76.47%	2,392,693	17.16%	88.24%	28,600	18.45%	91.98%	17,288,975	18.72%	78.27%
2010-2019	13,921,512	17.78%	94.25%	1,150,310	8.25%	96.49%	12,428	8.02%	100.00%	15,084,250	16.33%	94.60%
2020-2025	4,500,174	5.75%	100.00%	489,255	3.51%	100.00%				4,989,429	5.40%	100.00%
Total	78,284,334	100.00%		13,940,378	100.00%		155,038	100.00%		92,379,750	100.00%	

Source: Alabama Commission on Higher Education's Fall 2025 Facilities Inventory survey.

Summary Tables

Table 1

Summary Table
Immediate Capital Projects
By Type of Project
All Public Higher Education Institutions

Immediate Capital Projects - Year 1 (FY 2026-2027)

Institution	New Construction	Renovation/ Major Remodeling	Major Capital Equipment	Deferred Maintenance/ Fac Renewal	Total Facility Restoration	Total Estimated Cost
Alabama A&M University	145,000,000	45,500,000	-	16,050,000	61,550,000	206,550,000
Alabama State University	1,300,000	11,800,000	-	3,425,000	15,225,000	16,525,000
Athens State University	-	2,350,000	200,000	750,000	3,100,000	3,300,000
Auburn University	400,000,000	990,000,000		15,000,000	1,005,000,000	1,405,000,000
Auburn Univ Montgomery	5,000,000	2,500,000	-	5,465,684	7,965,684	12,965,684
Jacksonville State Univ	4,000,000	5,150,000	417,500	1,330,000	6,480,000	10,897,500
Troy University	32,950,000	23,125,000	28,950,000	82,339,280	105,464,280	167,364,280
University of Alabama	107,891,700	438,142,642	1,000,000	92,425,755	530,568,397	639,460,097
Univ of Alabama at Birmingham	94,000,000	31,800,000		36,911,730	68,711,730	162,711,730
Univ of Alabama in Huntsville	264,048,602	34,400,000		19,295,623	53,695,623	317,744,225
University of Montevallo	-	950,000	5,500,000	800,000	1,750,000	7,250,000
University of North Alabama	22,000,000	7,500,000	3,000,000	6,000,000	13,500,000	38,500,000
University of South Alabama	302,882,894	17,500,000		3,000,000	20,500,000	323,382,894
University of West Alabama	12,900,000	11,000,000	3,200,000	3,600,000	14,600,000	30,700,000
Dauphin Isl Sea Lab /MESC	5,000,000	925,000			925,000	5,925,000
SR & Dauphin Isl Total	1,396,973,196	1,622,642,642	42,267,500	286,393,072	1,909,035,714	3,348,276,410
Bevill State Community College		6,850,000		3,000,000	9,850,000	9,850,000
Bishop State Comm College	4,392,000	17,200,000	350,000	1,100,000	18,300,000	23,042,000
Calhoun State Comm College	60,000,000	3,000,000		3,200,000	6,200,000	66,200,000
Central Alabama Comm College	22,762,405	12,614,134	60,000	600,000	13,214,134	36,036,539
Chatt Valley Community College	10,200,000	13,000,000	600,000	900,000	13,900,000	24,700,000
Coastal Alabama Comm College	14,500,000	26,613,193		12,150,000	38,763,193	53,263,193
Drake State Com & Tech College	2,100,000	14,490,745		2,210,000	16,700,745	18,800,745
Enterprise State Comm College		24,725,748	40,000		24,725,748	24,765,748
Gadsden State Comm College	36,100,000	915,000	91,000	5,271,000	6,186,000	42,377,000
Ingram State Technical College	5,734,213	975,000		175,000	1,150,000	6,884,213
Jefferson State Comm College	7,000,000	2,225,000			2,225,000	9,225,000
Lawson St Community College		21,659,424		9,950,000	31,609,424	31,609,424
L. B. Wallace Comm College	1,000,000	15,248,975		1,500,000	16,748,975	17,748,975
Marion Military Institute		1,200,000		1,800,000	3,000,000	3,000,000
Northeast AL Comm College		535,000		200,000	735,000	735,000
Northwest-Shoals Com College		3,755,100		1,605,000	5,360,100	5,360,100
Reid State Technical College	18,155,555	13,665,000			13,665,000	31,820,555
Shelton State Comm College		25,855,127	6,729,076	2,000,000	27,855,127	34,584,203
Snead State Comm College	6,100,000	14,000,000		1,750,000	15,750,000	21,850,000
Southern Union St Comm Coll	50,000,000	16,000,000			16,000,000	66,000,000
Trenholm St Comm College		64,548,395			64,548,395	64,548,395
Wall St Comm College - Dothan	26,300,000	5,940,000		3,200,000	9,140,000	35,440,000
Wall St Comm Coll - Hanceville	55,915,770	2,175,500	426,930	1,100,000	3,275,500	59,618,200
Wall St Comm College - Selma	49,416,650	10,876,064	400,000	800,000	11,676,064	61,492,714
Total Comm & Tech	369,676,593	318,067,405	8,697,006	52,511,000	370,578,405	748,952,004
TOTAL	\$1,766,649,789	\$1,940,710,047	\$50,964,506	\$338,904,072	\$2,279,614,119	\$4,097,228,414

Source: Facilities Master Plan / Capital Project Request, FY 2027 - 2031.

Table 2

Summary Table
Intermediate Capital Projects
By Type of Project
All Public Higher Education Institutions

Intermediate Capital Projects - Year 2 (FY 2027-2028)

<u>Institution</u>	<u>New Construction</u>	<u>Renovation/ Major Remodeling</u>	<u>Major Capital Equipment</u>	<u>Deferred Maintenance/ Fac Renewal</u>	<u>Total Estimated Cost</u>
Alabama A&M University	33,000,000	18,500,000		8,000,000	59,500,000
Alabama State University	3,350,000	750,000		2,050,000	6,150,000
Athens State University	2,000,000	300,000	1,175,000	1,225,000	4,700,000
Auburn University		101,500,000		15,000,000	116,500,000
Auburn Univ Montgomery				5,441,438	5,441,438
Jacksonville State Univ		6,415,000	417,500	2,380,000	9,212,500
Troy University	21,000,000	1,000,000	100,000	2,125,281	24,225,281
University of Alabama	12,750,000	68,496,729	2,000,000	42,957,709	126,204,438
Univ of Alabama at Birmingham	70,000,000	2,550,000		73,671,000	146,221,000
Univ of Alabama in Huntsville		264,478,750		22,250,217	286,728,967
University of Montevallo	1,350,000	1,550,000	1,825,000	1,100,000	5,825,000
University of North Alabama	54,000,000	5,000,000			59,000,000
University of South Alabama		3,000,000			3,000,000
University of West Alabama	25,000,000	5,000,000	1,225,000	1,200,000	32,425,000
Dauphin Isl Sea Lab /MESC	4,500,000				4,500,000
SR & Dauphin Isl Total	226,950,000	478,540,479	6,742,500	177,400,645	889,633,624
Bevill State Community College		650,000		3,000,000	3,650,000
Bishop State Comm College	2,000,000	2,550,000		800,000	5,350,000
Calhoun State Comm College	50,000,000	3,000,000			53,000,000
Central Alabama Comm College			35,000	600,000	635,000
Chatt Valley Community College	150,000	200,000	60,000	75,000	485,000
Coastal Alabama Comm College			7,500,000	8,000,000	15,500,000
Drake State Com & Tech College		5,600,000	300,000	2,025,000	7,925,000
Enterprise State Comm College			4,608,814		4,608,814
Gadsden State Comm College	18,000,000	3,083,570		6,252,000	27,335,570
Ingram State Technical College	2,000,000			120,000	2,120,000
Jefferson State Comm College		1,700,000			1,700,000
Lawson St Community College		10,345,000		450,000	10,795,000
L. B. Wallace Comm College		1,600,000		750,000	2,350,000
Marion Military Institute	1,500,000	2,125,000		650,000	4,275,000
Northeast AL Comm College	25,000,000	500,000		400,000	25,900,000
Northwest-Shoals Com College		5,500,000	780,000		6,280,000
Reid State Technical College	21,800,000			800,000	22,600,000
Shelton State Comm College				2,000,000	2,000,000
Snead State Comm College	1,000,000	2,500,000		1,750,000	5,250,000
Southern Union St Comm Coll	15,000,000	1,000,000			16,000,000
Trenholm St Comm College					
Wall St Comm College - Dothan	1,400,000	400,000		4,325,000	6,125,000
Wall St Comm Coll - Hanceville	150,000			2,943,000	3,093,000
Wall St Comm College - Selma		4,200,000	400,000	1,800,000	6,400,000
Total Comm & Tech	138,000,000	44,953,570	13,683,814	36,740,000	233,377,384
TOTAL	364,950,000	523,494,049	20,426,314	214,140,645	1,123,011,008

Source: Facilities Master Plan / Capital Project Request, FY 2027 - 2031.

Table 3

Summary Table
Long-Term Capital Projects
By Category
All Public Higher Education Institutions

Long Term Capital Projects - Years 3-5 (FY 2028-2029 - FY 2030-2031)						Estimated 5-Year Project Cost
Institution	New Construction	Renovation/ Major Remodeling	Major Capital Equipment	Deferred Maintenance/ Fac Renewal	Total Estimated Cost	
Alabama A&M University	56,000,000	44,600,000	3,750,000	48,000,000	152,350,000	418,400,000
Alabama State University	85,000,000	19,000,000		1,500,000	105,500,000	128,175,000
Athens State University	7,850,000	300,000	600,000	900,000	9,650,000	17,650,000
Auburn University	260,000,000	375,000,000		45,000,000	680,000,000	2,201,500,000
Auburn Univ Montgomery	5,000,000	18,614,200		11,554,786	35,168,986	53,576,108
Jacksonville State Univ	15,000,000	1,530,000	367,500	3,520,000	20,417,500	40,527,500
Troy University	25,500,000	10,750,000	24,000,000	16,094,531	76,344,531	267,934,092
University of Alabama	371,076,552	99,140,064		95,975,852	566,192,468	1,331,857,003
Univ of Alabama at Birmingham	602,100,000	55,000,000		155,702,115	812,802,115	1,121,734,845
Univ of Alabama in Huntsville	75,040,000	161,517,750		54,182,978	290,740,728	895,213,920
University of Montevallo	35,000,000	10,000,000	1,415,509	3,250,000	49,665,509	62,740,509
University of North Alabama	80,000,000		1,500,000	20,000,000	101,500,000	199,000,000
University of South Alabama	90,000,000	8,000,000			98,000,000	424,382,894
University of West Alabama	41,000,000	15,000,000		8,900,000	64,900,000	128,025,000
Dauphin Isl Sea Lab /MESC	15,000,000				15,000,000	25,425,000
SR & Dauphin Isl Total	1,763,566,552	818,452,014	31,633,009	464,580,262	3,078,231,837	7,316,141,871
Bevill State Community College		4,000,000	550,000	1,250,000	5,800,000	19,300,000
Bishop State Comm College		5,350,000	500,000	600,000	6,450,000	34,842,000
Calhoun State Comm College	75,000,000				75,000,000	194,200,000
Central Alabama Comm College				600,000	600,000	37,271,539
Chatt Valley Community College	60,000		200,000	550,000	810,000	25,995,000
Coastal Alabama Comm College	16,000,000			15,500,000	31,500,000	100,263,193
Drake State Com & Tech College	16,000,000	8,900,000		4,000,000	28,900,000	55,625,745
Enterprise State Comm College		12,509,522			12,509,522	41,884,084
Gadsden State Comm College	1,000,000	31,000	225,000	9,420,500	10,676,500	80,389,070
Ingram State Technical College						9,004,213
Jefferson State Comm College	35,000,000				35,000,000	45,925,000
Lawson St Community College		1,000,000		325,000	1,325,000	43,729,424
L. B. Wallace Comm College		2,000,000			2,000,000	22,098,975
Marion Military Institute	3,500,000	3,000,000			6,500,000	13,775,000
Northeast AL Comm College	1,000,000	14,726,040			15,726,040	42,361,040
Northwest-Shoals Com College		6,800,000		4,950,000	11,750,000	23,390,100
Reid State Technical College	5,200,000	3,385,395		500,000	9,085,395	63,505,950
Shelton State Comm College			2,000,000		2,000,000	38,584,203
Snead State Comm College	4,000,000	4,000,000		1,500,000	9,500,000	36,600,000
Southern Union St Comm Coll						82,000,000
Trenholm St Comm College						64,548,395
Wall St Comm College - Dothan	5,050,000	225,000		4,350,000	9,625,000	51,190,000
Wall St Comm Coll - Hanceville	17,800,000	6,000,000	1,750,000	1,430,000	26,980,000	89,691,200
Wall St Comm College - Selma	8,000,000	1,000,000	3,000,000	6,000,000	18,000,000	85,892,714
Total Comm & Tech	187,610,000	72,926,957	8,225,000	50,975,500	319,737,457	1,302,066,845
TOTAL	1,951,176,552	891,378,971	39,858,009	515,555,762	3,397,969,294	8,618,208,716

Source: Facilities Master Plan / Capital Project Request, FY 2027 - 2031.

Table 4

Summary Table
Immediate Capital Projects
By Projected Funding Source
All Public Higher Education Institutions

Immediate Capital Projects - Year 1 (FY 2026-2027)									
Institution	Education Trust Fund	ETF Advancement & Technology Fund	Other State Funding	Other Funds	Total Estimated Cost	Percent Requested From ETF Funds	Percent Requested From Advancement & Tech Funds	Percent Requested From Other State Funds	Percent Requested From Other Funds
Alabama A&M University			61,550,000	145,000,000	206,550,000	None	None	29.80%	70.20%
Alabama State University			16,525,000		16,525,000	None	None	100.00%	None
Athens State University	3,300,000				3,300,000	100.00%	None	None	None
Auburn University				1,405,000,000	1,405,000,000	None	None	None	100.00%
Auburn Univ Montgomery		12,965,684			12,965,684	None	100.00%	None	None
Jacksonville State Univ	6,897,500		4,000,000		10,897,500	63.29%	None	36.71%	None
Troy University	140,414,280			26,950,000	167,364,280	83.90%	None	None	16.10%
University of Alabama	158,410,145		55,088,715	425,961,237	639,460,097	24.77%	None	8.61%	66.61%
Univ of Alabama at Birmingham				162,711,730	162,711,730	None	None	None	100.00%
Univ of Alabama in Huntsville	317,744,225				317,744,225	100.00%	None	None	None
University of Montevallo	6,000,000	800,000		450,000	7,250,000	82.76%	11.03%	None	6.21%
University of North Alabama	15,000,000		6,000,000	17,500,000	38,500,000	38.96%	None	15.58%	45.45%
University of South Alabama	24,000,000		76,127,440	223,255,454	323,382,894	7.42%	None	23.54%	69.04%
University of West Alabama	11,600,000	3,900,000	3,200,000	12,000,000	30,700,000	37.79%	12.70%	10.42%	39.09%
Dauphin Isl Sea Lab /MESC	5,925,000				5,925,000	100.00%	None	None	None
SR & Dauphin Isl Total	689,291,150	17,665,684	222,491,155	2,418,828,421	3,348,276,410	20.59%	0.53%	6.64%	72.24%
Bevill State Community College			9,850,000		9,850,000	None	None	100.00%	None
Bishop State Comm College			9,242,000	13,800,000	23,042,000	None	None	40.11%	59.89%
Calhoun State Comm College			66,200,000		66,200,000	None	None	100.00%	None
Central Alabama Comm College			60,000	35,976,539	36,036,539	None	None	0.17%	99.83%
Chatt Valley Community College			24,700,000		24,700,000	None	None	100.00%	None
Coastal Alabama Comm College			14,150,000	39,113,193	53,263,193	None	None	26.57%	73.43%
Drake State Com & Tech College			11,312,817	7,487,928	18,800,745	None	None	60.17%	39.83%
Enterprise State Comm College				24,765,748	24,765,748	None	None	None	100.00%
Gadsden State Comm College	42,377,000				42,377,000	100.00%	None	None	None
Ingram State Technical College	1,150,000		5,689,213	45,000	6,884,213	16.70%	None	82.64%	0.65%
Jefferson State Comm College			9,225,000		9,225,000	None	None	100.00%	None
Lawson St Community College			11,000,000	20,609,424	31,609,424	None	None	34.80%	65.20%
L. B. Wallace Comm College				17,748,975	17,748,975	None	None	None	100.00%
Marion Military Institute	3,000,000				3,000,000	100.00%	None	None	None
Northeast AL Comm College			735,000		735,000	None	None	100.00%	None
Northwest-Shoals Com College				5,360,100	5,360,100	None	None	None	100.00%
Reid State Technical College			9,700,000	22,120,555	31,820,555	None	None	30.48%	69.52%
Shelton State Comm College	19,673,283		10,361,332	4,549,588	34,584,203	56.89%	None	29.96%	13.16%
Snead State Comm College	1,750,000		20,100,000		21,850,000	8.01%	None	91.99%	None
Southern Union St Comm Coll				66,000,000	66,000,000	None	None	None	100.00%
Trenholm St Comm College				64,548,395	64,548,395	None	None	None	100.00%
Wall St Comm College - Dothan	5,000,000	10,000,000	20,440,000		35,440,000	14.11%	28.22%	57.67%	None
Wall St Comm Coll - Hanceville			38,782,000	20,836,200	59,618,200	None	None	65.05%	34.95%
Wall St Comm College - Selma	61,492,714				61,492,714	100.00%	None	None	None
Total Comm & Tech	134,442,997	10,000,000	261,547,362	342,961,645	748,952,004	17.95%	1.34%	34.92%	45.79%
TOTAL	823,734,147	27,665,684	484,038,517	2,761,790,066	4,097,228,414	20.10%	0.68%	11.81%	67.41%

Source: Facilities Master Plan / Capital Project Request, FY 2027 - 2031.

Table 5

Summary Table
Intermediate Capital Projects
By Projected Funding Source
All Public Higher Education Institutions

Intermediate Capital Projects - Year 2 (FY 2027-2028)									
Institution	Education Trust Fund	ETF Advancement & Technology Fund	Other State Funding	Other Funds	Total Estimated Cost	Percent Requested From ETF Funds	Percent Requested From Advancement & Tech Funds	Percent Requested From Other State Funds	Percent Requested From Other Funds
Alabama A&M University			44,500,000	15,000,000	59,500,000	None	None	74.79%	25.21%
Alabama State University			6,150,000		6,150,000	None	None	100.00%	None
Athens State University	2,700,000			2,000,000	4,700,000	57.45%	None	None	42.55%
Auburn University				116,500,000	116,500,000	None	None	None	100.00%
Auburn Univ Montgomery		5,441,438			5,441,438	None	100.00%	None	None
Jacksonville State Univ	9,212,500				9,212,500	100.00%	None	None	None
Troy University	24,225,281				24,225,281	100.00%	None	None	None
University of Alabama	97,431,729			28,772,709	126,204,438	77.20%	None	None	22.80%
Univ of Alabama at Birmingham				146,221,000	146,221,000	None	None	None	100.00%
Univ of Alabama in Huntsville	286,728,967				286,728,967	100.00%	None	None	None
University of Montevallo	2,925,000			2,900,000	5,825,000	50.21%	None	None	49.79%
University of North Alabama	59,000,000				59,000,000	100.00%	None	None	None
University of South Alabama				3,000,000	3,000,000	None	None	None	100.00%
University of West Alabama	6,200,000			26,225,000	32,425,000	19.12%	None	None	80.88%
Dauphin Isl Sea Lab /MESC	4,500,000				4,500,000	100.00%	None	None	None
SR & Dauphin Isl Total	492,923,477	5,441,438	50,650,000	340,618,709	889,633,624	55.41%	0.61%	5.69%	38.29%
Bevill State Community College			3,650,000		3,650,000	None	None	100.00%	None
Bishop State Comm College			2,300,000	3,050,000	5,350,000	None	None	42.99%	57.01%
Calhoun State Comm College			53,000,000		53,000,000	None	None	100.00%	None
Central Alabama Comm College			35,000	600,000	635,000	None	None	5.51%	94.49%
Chatt Valley Community College			485,000		485,000	None	None	100.00%	None
Coastal Alabama Comm College			7,500,000	8,000,000	15,500,000	None	None	48.39%	51.61%
Drake State Com & Tech College			7,925,000		7,925,000	None	None	100.00%	None
Enterprise State Comm College				4,608,814	4,608,814	None	None	None	100.00%
Gadsden State Comm College	27,335,570				27,335,570	100.00%	None	None	None
Ingram State Technical College	2,120,000				2,120,000	100.00%	None	None	None
Jefferson State Comm College	1,700,000				1,700,000	100.00%	None	None	None
Lawson St Community College				10,795,000	10,795,000	None	None	None	100.00%
L. B. Wallace Comm College				2,350,000	2,350,000	None	None	None	100.00%
Marion Military Institute	4,275,000				4,275,000	100.00%	None	None	None
Northeast AL Comm College			25,900,000		25,900,000	None	None	100.00%	None
Northwest-Shoals Com College				6,280,000	6,280,000	None	None	None	100.00%
Reid State Technical College			15,300,000	7,300,000	22,600,000	None	None	67.70%	32.30%
Shelton State Comm College			2,000,000		2,000,000	None	None	100.00%	None
Snead State Comm College	1,750,000		3,500,000		5,250,000	33.33%	None	66.67%	None
Southern Union St Comm Coll				16,000,000	16,000,000	None	None	None	100.00%
Trenholm St Comm College						None	None	None	None
Wall St Comm College - Dothan	4,325,000		1,400,000	400,000	6,125,000	70.61%	None	22.86%	6.53%
Wall St Comm Coll - Hanceville			3,093,000		3,093,000	None	None	100.00%	None
Wall St Comm College - Selma	6,400,000				6,400,000	100.00%	None	None	None
Total Comm & Tech	47,905,570		126,088,000	59,383,814	233,377,384	20.53%		54.03%	25.45%
TOTAL	540,829,047	5,441,438	176,738,000	400,002,523	1,123,011,008	48.16%	0.48%	15.74%	35.62%

Source: Facilities Master Plan / Capital Project Request, FY 2027- 2031.

Table 6

Summary Table
Long-Term Capital Projects
By Projected Funding Source
All Public Higher Education Institutions

Long Term Capital Projects - Years 3-5 (FY 2028-2029 - FY 2030-2031)

Institution	Education Trust Fund	ETF Advancement & Technology Fund	Other State Funding	Other Funds	Total Estimated Cost	Percent Requested From ETF Funds	Percent Requested From Advancement & Tech Funds	Percent Requested From Other State Funds	Percent Requested From Other Funds
Alabama A&M University			152,350,000		152,350,000	None	None	100.00%	None
Alabama State University			105,500,000		105,500,000	None	None	100.00%	None
Athens State University			4,825,000	4,825,000	9,650,000	None	None	50.00%	50.00%
Auburn University				680,000,000	680,000,000	None	None	None	100.00%
Auburn Univ Montgomery		35,168,986			35,168,986	None	100.00%	None	None
Jacksonville State Univ	20,417,500				20,417,500	100.00%	None	None	None
Troy University	76,344,531				76,344,531	100.00%	None	None	None
University of Alabama	184,910,610			381,281,858	566,192,468	32.66%	None	None	67.34%
Univ of Alabama at Birmingham				812,802,115	812,802,115	None	None	None	100.00%
Univ of Alabama in Huntsville	290,740,728				290,740,728	100.00%	None	None	None
University of Montevallo	10,000,000	4,665,509		35,000,000	49,665,509	20.13%	9.39%	None	70.47%
University of North Alabama	101,500,000				101,500,000	100.00%	None	None	None
University of South Alabama				98,000,000	98,000,000	None	None		100.00%
University of West Alabama	56,900,000	1,000,000		7,000,000	64,900,000	87.67%	1.54%	None	10.79%
Dauphin Isl Sea Lab /MESC	15,000,000				15,000,000	100.00%	None	None	None
SR & Dauphin Isl Total	755,813,369	40,834,495	262,675,000	2,018,908,973	3,078,231,837	24.55%	1.33%	8.53%	65.59%
Bevill State Community College			5,800,000		5,800,000	None	None	100.00%	None
Bishop State Comm College		6,450,000			6,450,000	None	100.00%	None	None
Calhoun State Comm College			75,000,000		75,000,000	None	None	100.00%	None
Central Alabama Comm College				600,000	600,000	None	None	None	100.00%
Chatt Valley Community College			810,000		810,000	None	None	100.00%	None
Coastal Alabama Comm College			15,500,000	16,000,000	31,500,000	None	None	49.21%	50.79%
Drake State Com & Tech College			28,900,000		28,900,000	None	None	100.00%	None
Enterprise State Comm College				12,509,522	12,509,522	None	None	None	100.00%
Gadsden State Comm College	10,676,500				10,676,500	100.00%	None	None	None
Ingram State Technical College						None	None	None	None
Jefferson State Comm College			35,000,000		35,000,000	None	None	100.00%	None
Lawson St Community College				1,325,000	1,325,000	None	None	None	100.00%
L. B. Wallace Comm College			2,000,000		2,000,000	None	None	100.00%	None
Marion Military Institute	5,500,000			1,000,000	6,500,000	84.62%	None	None	15.38%
Northeast AL Comm College			15,726,040		15,726,040	None	None	100.00%	None
Northwest-Shoals Com College				11,750,000	11,750,000	None	None	None	100.00%
Reid State Technical College			8,585,395	500,000	9,085,395	None	None	94.50%	5.50%
Shelton State Comm College	2,000,000				2,000,000	100.00%	None	None	None
Snead State Comm College	6,000,000		1,000,000	2,500,000	9,500,000	63.16%	None	10.53%	26.32%
Southern Union St Comm Coll						None	None	None	None
Trenholm St Comm College						None	None	None	None
Wall St Comm College - Dothan	6,390,000			3,235,000	9,625,000	66.39%	None	None	33.61%
Wall St Comm Coll - Hanceville			26,980,000		26,980,000	None	None	100.00%	None
Wall St Comm College - Selma	18,000,000				18,000,000	100.00%	None	None	None
Total Comm & Tech	48,566,500	6,450,000	215,301,435	49,419,522	319,737,457	15.19%	2.02%	67.34%	15.46%
TOTAL	804,379,869	47,284,495	477,976,435	2,068,328,495	3,397,969,294	23.67%	1.39%	14.07%	60.87%

Source: Facilities Master Plan / Capital Project Request, FY 2027 - 2031.

Table 7a
Report on Revenue Bonds Issued by Alabama Public Four-Year Universities

Institution	Total Original Value	Total Amount Outstanding 9/30/2024	Total Amount of Principal Debt Service 9/30/2024	Total Amount of Interest Debt Service 9/30/2024	Total Amount of Debt Service 9/30/2024	Sources of Payment
Alabama A&M University	70,000,000	63,577,800	0	1,858,728	1,858,728	Various pledged revenues, which includes but is not
Alabama State University	133,055,000	124,820,000	1,840,000	2,863,870	4,703,870	Tuition and Fee Revenue
Athens State University	10,595,000	3,192,000	1,526,000	70,395	1,596,395	Tuition & Fees
Auburn University	1,510,642,000	1,015,933,000	286,173,000	33,431,433	319,604,433	General Fund, Student Fees, Housing & Dining Revenue, Athletic Revenue
Auburn Univ Montgomery	Reported with Auburn University					
Jacksonville State University	98,660,000	79,170,000	2,960,000	3,299,743	6,259,743	Housing
Troy University	162,755,000	117,965,000	9,330,000	5,720,102	15,050,102	General Student Fees
University of Alabama	1,576,715,000	1,158,005,000	50,650,000	40,885,108	91,535,108	Tuition, Housing, Athletics, Parking, Food Service, Fraternities
Univ of Alabama at Birmingham (UAB)	905,010,000	643,525,000	27,255,000	22,312,228	49,567,228	E&G & Auxiliary
Univ of Alabama in Huntsville	146,925,000	113,465,000	6,193,000	4,594,487	10,787,487	Housing Fees & Student Tuition/Fees
University of Montevallo	59,910,000	52,780,000	1,200,000	1,924,502	3,124,502	Pledged Revenues
University of North Alabama	163,405,000	104,310,000	3,600,000	3,711,898	7,311,898	Housing Revenues & Tuition/Fees
University of South Alabama	541,518,000	434,818,690	25,454,493	17,700,601	43,155,094	Tuition & Fee revenues, portion of revenues USA Children's & Women's Hospital, gross revenues from Auxiliary Enterprises
University of West Alabama	55,340,000	42,665,000	1,810,000	1,897,210	3,707,210	General Fees & Capitalized Interest
Dauphin Isl Sea Lab /MESC						
SR & Dauphin Isl Total	5,434,530,000	3,954,226,490	417,991,493	140,270,305	558,261,798	

Table 7b
Report on Revenue Bonds Issued by Alabama Public Two-Year Colleges

Institution	Total Original Value	Total Amount Outstanding 9/30/2024	Total Amount of Principal Debt Service 9/30/2024	Total Amount of Interest Debt Service 9/30/2024	Total Amount of Debt Service 9/30/2024	Sources of Payment
Bevill State Community College	11,380,000	8,815,000	465,000	354,709	819,709	Tuition & Fees
Bishop State Comm College	18,670,000	17,860,000	415,000	743,675	1,158,675	Plant Funds
Calhoun State Comm College	78,620,000	43,910,000	2,767,000	1,490,359	4,257,359	Tuition & Fees
Central Alabama Comm College	5,485,000	4,645,000	290,000	136,063	426,063	Tuition Revenue
Chatt Valley Comm. College	5,855,000	5,855,000	0	166,906	166,906	Tuition & Fees
Coastal Alabama Comm College	41,763,000	22,940,000	840,000	387,450	1,227,450	Building Fee
Drake State Com & Tech College	6,165,000	5,950,000	100,000	307,693	407,693	Tuition, Facility Renewal Fee, and Building Fee
Enterprise State Comm College	25,695,000	24,860,000	460,000	1,038,903	1,498,903	Building Fee
Gadsden State Comm College	50,799,000	38,288,000	1,723,000	1,951,313	3,674,313	Building Fee, Tuition, & Local Government Contribution
Ingram State Technical College	-	-	-	-	-	
Jefferson State Comm College	19,240,000	7,890,000	2,420,000	359,641	2,779,641	Tuition & Fees
Lawson St Community College	2,670,000	1,980,000	345,000	92,250	437,250	Tuition and Fees, Room Charges, Dept. of Ed
L. B. Wallace Comm College	9,370,000	8,225,000	300,000	328,663	628,663	Tuition & Fees
Marion Military Institute	-	-	-	-	-	
Northeast AL Comm College	7,860,000	7,405,000	0	231,000	231,000	Tuition & Fees
Northwest-Shoals Comm College	18,735,000	14,386,708	440,965	538,840	979,805	Tuition & Fees
Reid State Technical College	0	0	0	0	0	
Shelton State Comm College	17,200,000	16,900,000	300,000	775,035	1,075,035	Tuition & Fees
Snead State Comm College	12,140,000	11,750,000	390,000	413,733	803,733	Tuition
Southern Union St Comm Coll	32,620,000	16,305,000	2,010,000	655,075	2,665,075	Tuition & Fees
Trenholm St Comm College	10,810,000	9,845,000	330,000	348,339	678,339	Tuition and Special Building Fees
Wall St Comm College - Dothan	10,031,000	3,768,000	698,000	114,330	812,330	Tuition & Fees & Special Building Fee
Wall St Comm Coll - Hanceville	47,385,000	40,645,000	1,820,000	822,625	2,642,625	Tuition & Fees & Building Fees
Wall St Comm College - Selma	-	-	-	-	-	
Total Comm & Tech	432,493,000	312,222,708	16,113,965	11,256,602	27,370,567	
TOTAL	5,867,023,000	4,266,449,198	434,105,458	151,526,907	585,632,365	

Source: Facilities Master Plan / Capital Project Request, FY 2027 - 2031.