

# INSTITUTIONAL STUDENT PROFILES FALL 2007



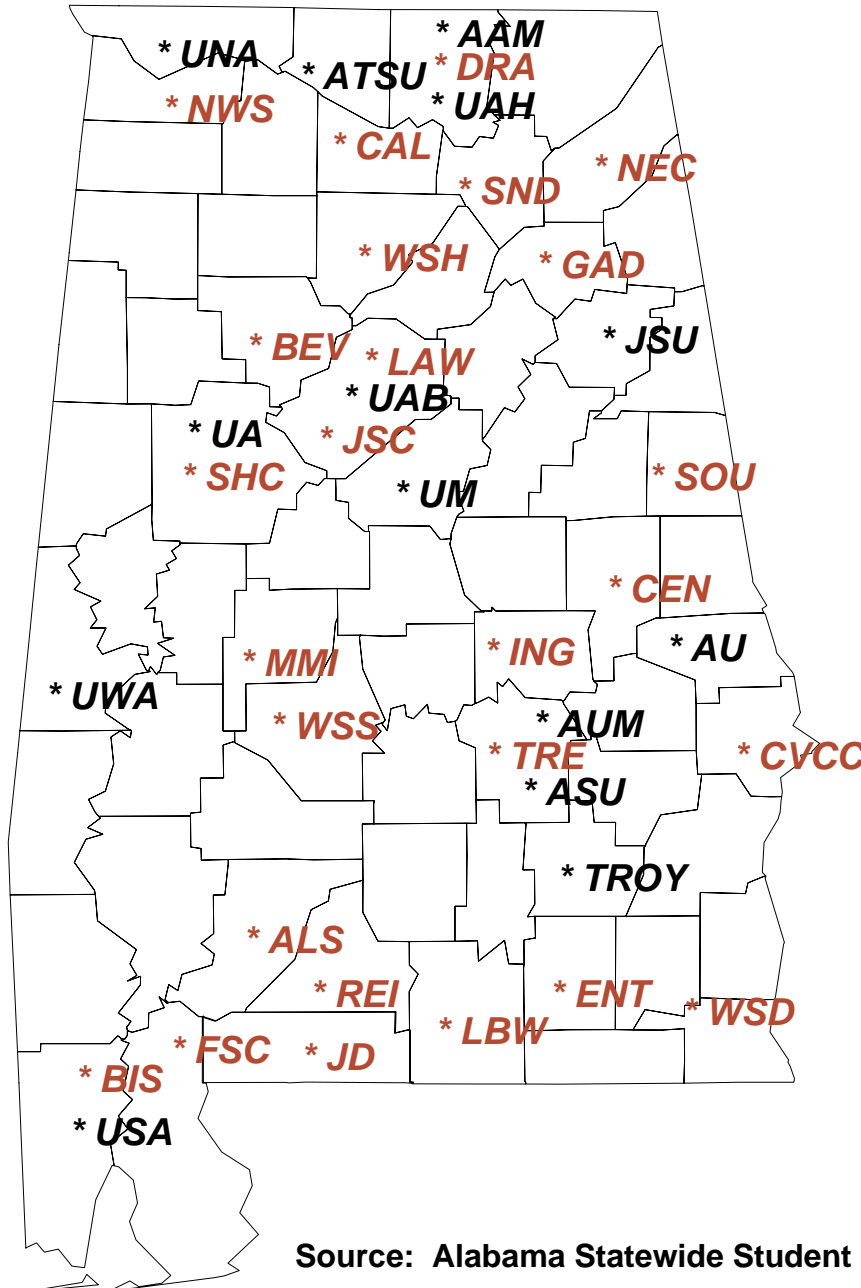
## ALABAMA COMMISSION ON HIGHER EDUCATION

Source: Alabama Statewide Student Database

[www.ache.alabama.gov/Profiles](http://www.ache.alabama.gov/Profiles)

# ALABAMA COMMISSION ON HIGHER EDUCATION INSTITUTIONAL STUDENT PROFILES FALL 2007

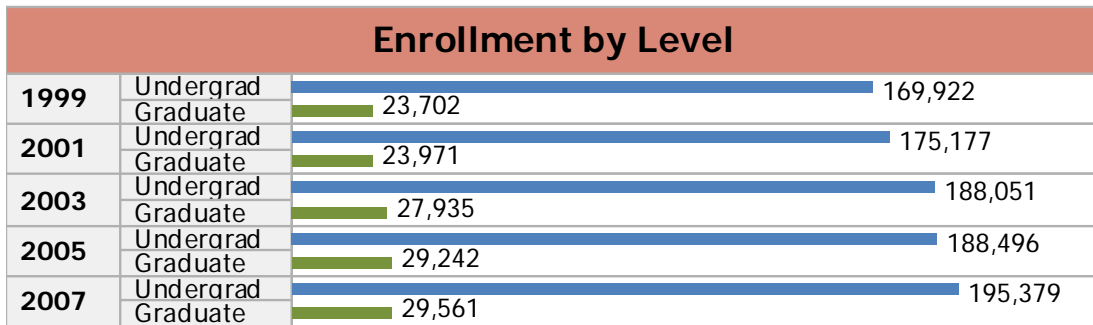
## ALL PUBLIC INSTITUTIONS



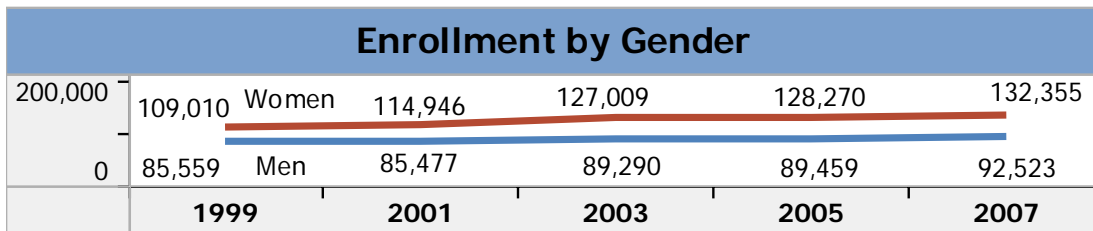
Source: Alabama Statewide Student Database

- Alabama A&M University (AAM)
- Alabama State University (ASU)
- Athens State University (ATSU)
- Auburn University (AU)
- Auburn University at Montgomery (AUM)
- Jacksonville State University (JSU)
- Troy University (TROY)
- University of Alabama (UA)
- University of Alabama at Birmingham (UAB)
- University of Alabama in Huntsville (UAH)
- University of Montevallo (UM)
- University of North Alabama (UNA)
- University of South Alabama (USA)
- University of West Alabama (UWA)
- Alabama Southern Community College (ALS)
- Bevill State Community College (BEV)
- Bishop State Community College (BIS)
- Calhoun State Community College (CAL)
- Central Alabama Community College (CEN)
- Chattahoochee Valley Community College (CVCC)
- Drake State Technical College (DRA)
- Enterprise-Ozark Community College (ENT)
- Faulkner State Community College (FSC)
- Gadsden State Community College (GAD)
- Ingram State Technical College (ING)
- Jefferson Davis Community College (JD)
- Jefferson State Community College (JSC)
- Lawson State Community College (LAW)
- Lurleen B. Wallace Community College (LBW)
- Marion Military Institute (MMI)
- Northeast Alabama Community College (NEC)
- Northwest-Shoals Community College (NWS)
- Reid State Technical College (REI)
- Shelton State Community College (SHC)
- Snead State Community College (SND)
- Southern Union State Community College (SOU)
- Trenholm State Technical College (TRE)
- Wallace State Community College Dothan (WSD)
- Wallace State Community College Hanceville (WSH)
- Wallace State Community College Selma (WSS)

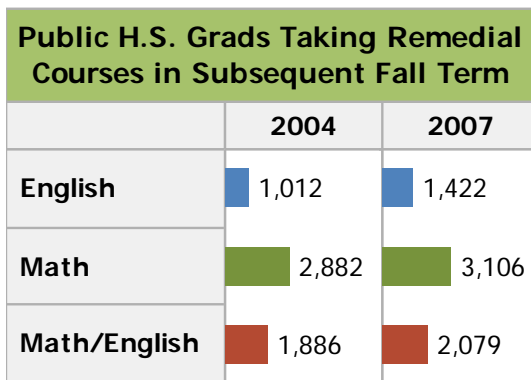
# ACHE - Summary of Fall Enrollment at All Alabama Public Institutions



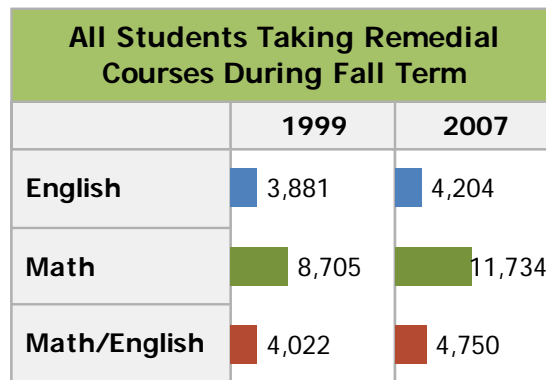
Data indicates a 15% increase in Undergraduate enrollment and a 25% increase in Graduate enrollment from Fall 1999 through Fall 2007. (Does not include students with unidentified student level including 1047 for 1999, 1308 for 2001 and 327 for 2003.)



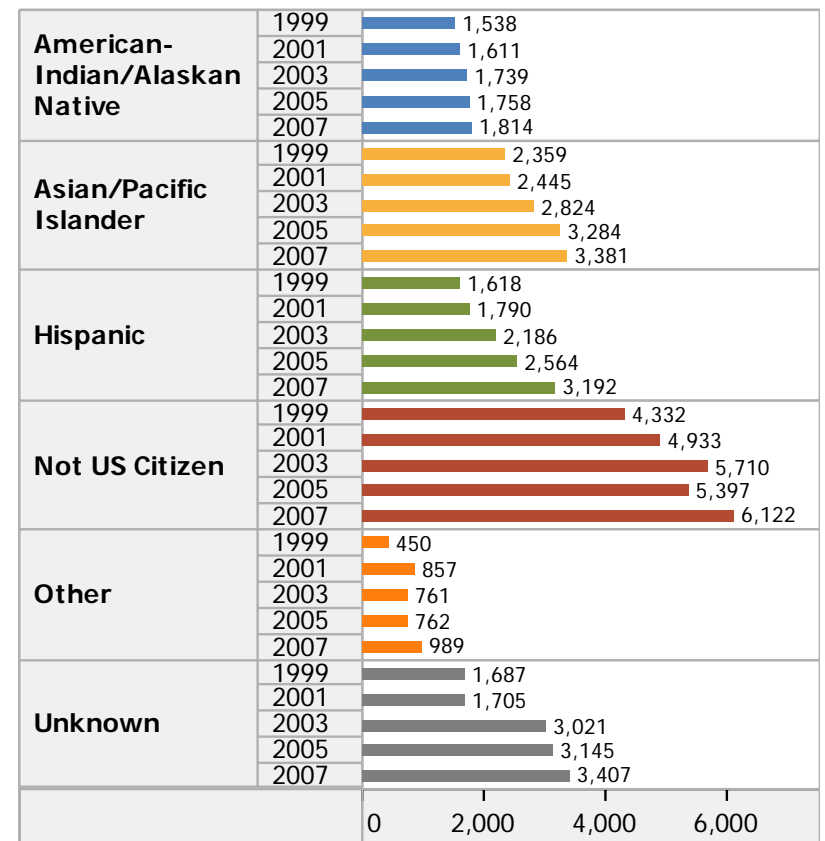
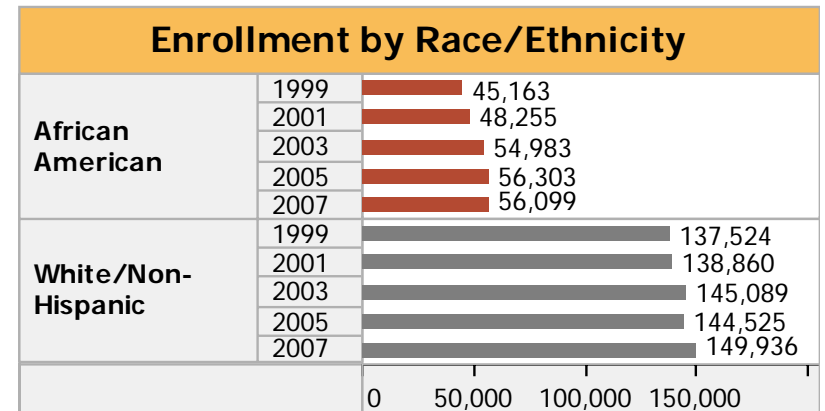
Data depicts a 22% increase in enrollment for women and an 8% increase in enrollment for men from Fall 1999 through Fall 2007. (Does not include students with unidentified gender including 102 students for 1999, 33 for 2001, 14 for 2003, 9 for 2005 and 62 for 2007.)



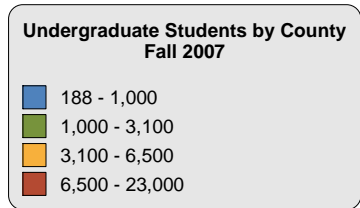
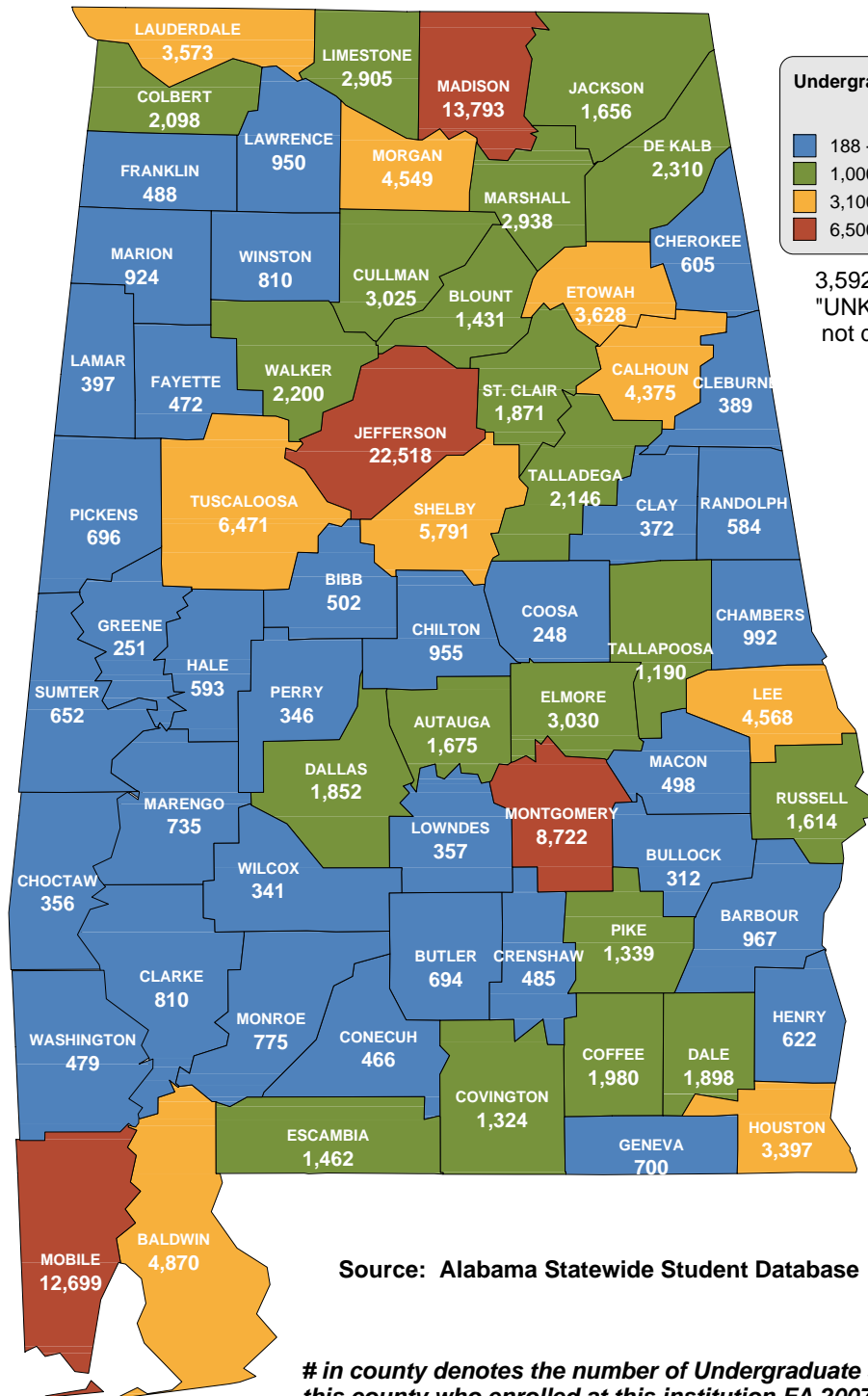
Source: Statewide Student Database High School Reports 2004 and 2007.



The majority of remedial assistance is required in Math.



Overall enrollment increased 16% from Fall 1999 through Fall 2007.



3,592 students with an "UNKNOWN" county are not depicted on this map.

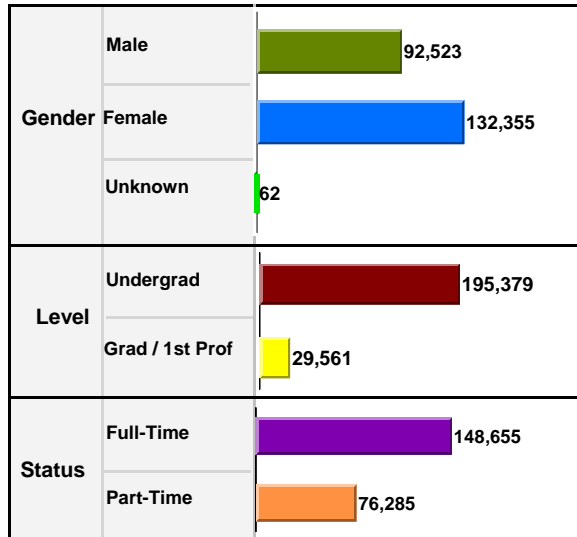
# ALL ALABAMA PUBLIC INSTITUTIONS

Source: Alabama Statewide Student Database

# in county denotes the number of Undergraduate students from this county who enrolled at this institution FA 2007.

## Enrollment

Total Enrollment ..... 224,940



## Students Enrolled in Remedial Courses

Math Only ..... 11,734  
 English Only ..... 4,204  
 Math & English ..... 4,750

## Enrollment by Type of Tuition Paid

**In-State**  
 Undergraduate ..... 167,802  
 Graduate ..... 19,802  
**Out-of-State**  
 Undergraduate ..... 21,011  
 Graduate ..... 4,981  
**Non-Resident Exempt, paying In-State**  
 Undergraduate ..... 6,566  
 Graduate ..... 4,778

## Financial Aid

Received ..... 123,570  
 Not Received ..... 101,370

## Migration within Alabama Public Institutions

Transfer In ..... 10,489  
 Transfer Out ..... 10,489



Fall 2007  
 ALABAMA

## ALL INSTITUTIONS



### Institutional Student Profiles

Alabama Commission on Higher Education

[www.ache.alabama.gov](http://www.ache.alabama.gov)

Source: Alabama Statewide Student Database  
 Includes Credit Students Only

## Origins of All Students

Florida ..... 3,829  
 Georgia ..... 10,455  
 Mississippi ..... 3,567  
 Tennessee ..... 3,253  
 Other US States and Territories ..... 11,781  
 Non-US ..... 11,058  
 From Alabama ..... 180,997

## Top Five Alabama Counties - Undergraduate Students

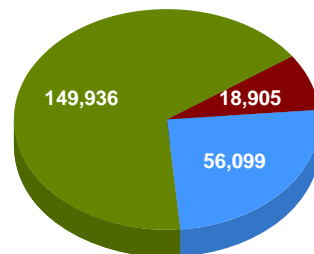
Jefferson ..... 12%  
 Madison ..... 7%  
 Mobile ..... 6%  
 Montgomery ..... 4%  
 Tuscaloosa ..... 3%

## Top Five Alabama Public - Feeder High Schools

# of 2006-07 H.S. Graduates Enrolled..... 21,316  
 Hoover ..... Hoover City ..... 361  
 Bob Jones ..... Madison City ..... 353  
 Virgil Grissom ..... Huntsville City ..... 310  
 Oak Mountain ..... Shelby County ..... 285  
 Vestavia Hills ..... Vestavia Hills City .... 278

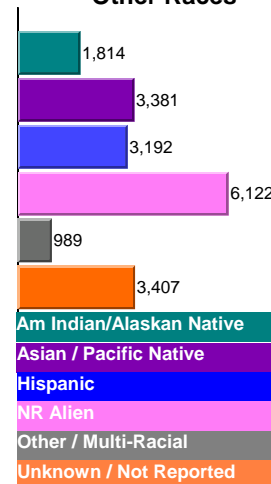
## Race/Ethnicity

### Race Summary



African Am/Non-Hispanic  
 White / Non-Hispanic  
 Other Races

### Expanded Detail of Other Races



## Summary of 2006-2007 Completions

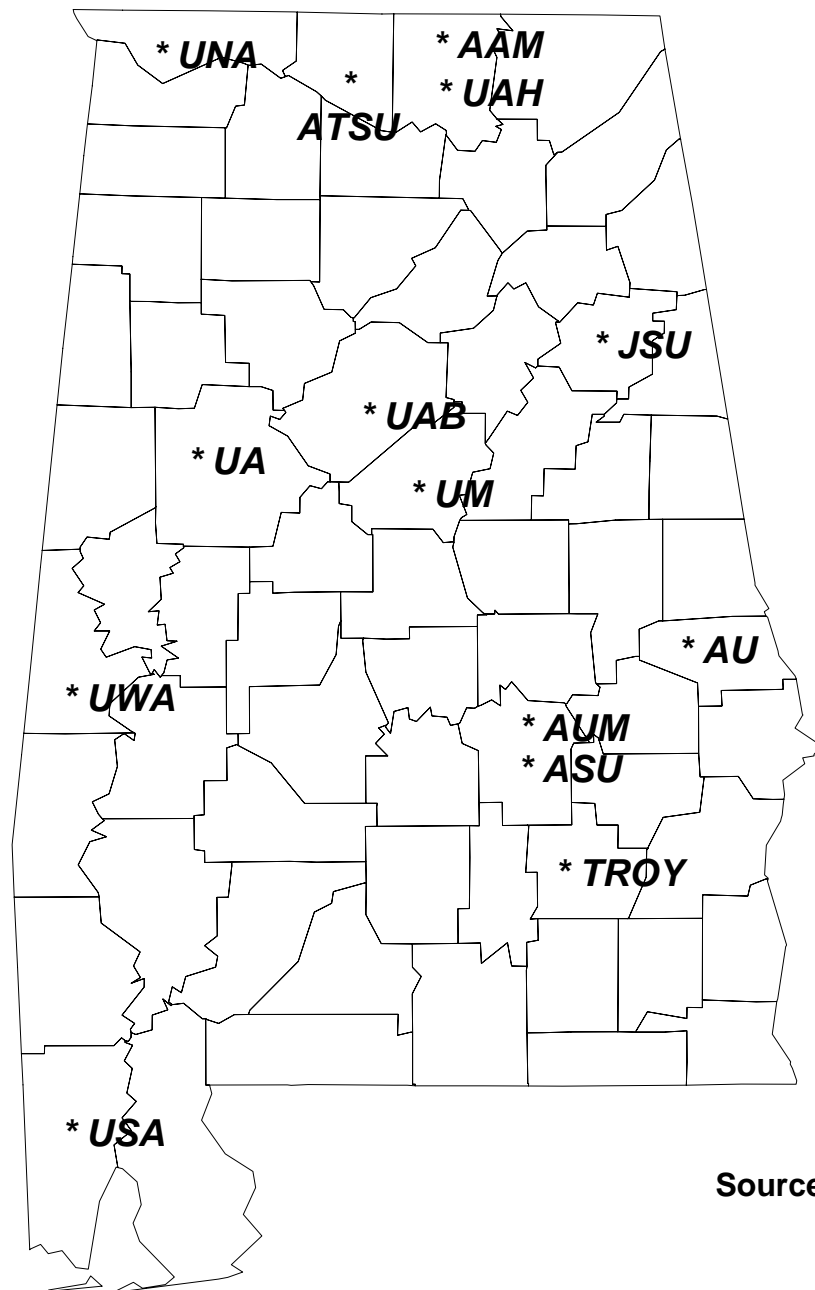
<1 Year ..... 2,013  
 <2 Year ..... 2,071  
 Assoc ..... 7,144  
 <4 Year ..... 31  
 Bacc ..... 17,693  
 Post Bacc ..... 41  
 Master's ..... 7,049  
 Post-Master's ..... 449  
 Doctoral ..... 685  
 1st Prof ..... 672

## Retention of 1st Time Degree-Seeking Freshmen

# of Fall 2006 Cohort Students..... 38,618  
 Enrolled or Completed Same Inst. FA 2007... 63%  
 Enrolled Other AL Public Inst. FA 2007 ..... 7%

**ALABAMA COMMISSION ON HIGHER EDUCATION  
INSTITUTIONAL STUDENT PROFILES  
FALL 2007**

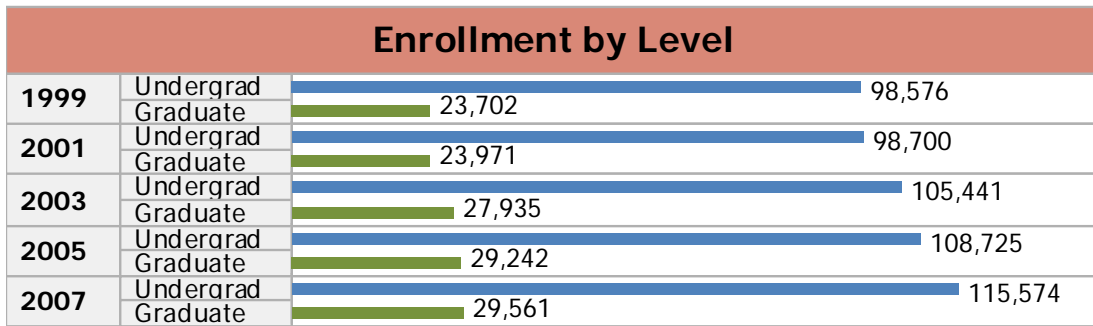
**ALL PUBLIC  
4-YEAR  
INSTITUTIONS**



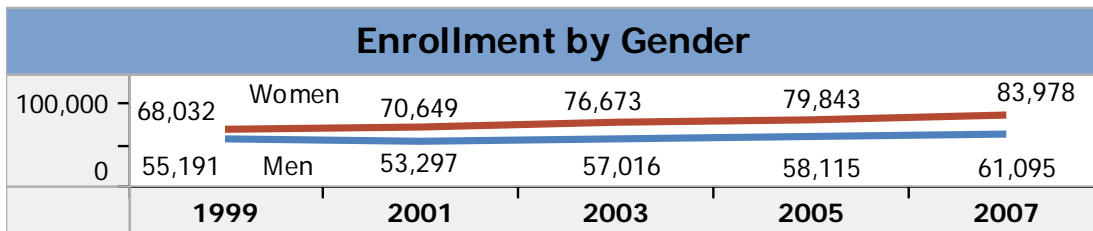
- Alabama A&M University (AAM)
- Alabama State University (ASU)
- Athens State University (ATSU)
- Auburn University (AU)
- Auburn University at Montgomery (AUM)
- Jacksonville State University (JSU)
- Troy University (TROY)
- University of Alabama (UA)
- University of Alabama at Birmingham (UAB)
- University of Alabama in Huntsville (UAH)
- University of Montevallo (UM)
- University of North Alabama (UNA)
- University of South Alabama (USA)
- University of West Alabama (UWA)

Source: Alabama Statewide Student Database

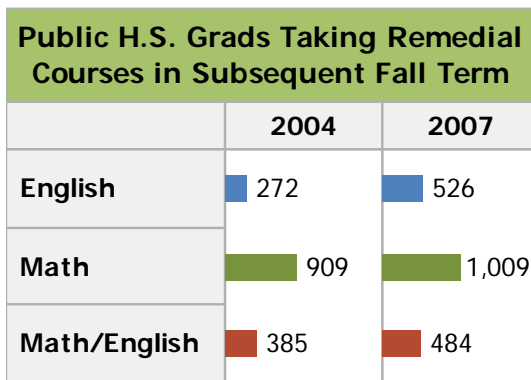
# ACHE - Summary of Fall Enrollment at Alabama 4-Year Public Institutions



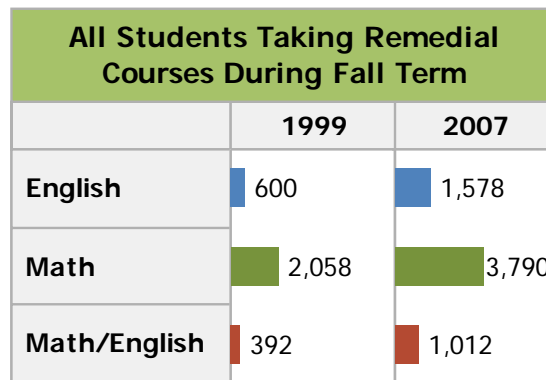
Data indicates a 17% increase in Undergraduate enrollment and a 25% increase in Graduate enrollment from Fall 1999 through Fall 2007. (Does not include students with unidentified student level including 1047 for 1999, 1308 for 2001 and 327 for 2003.)



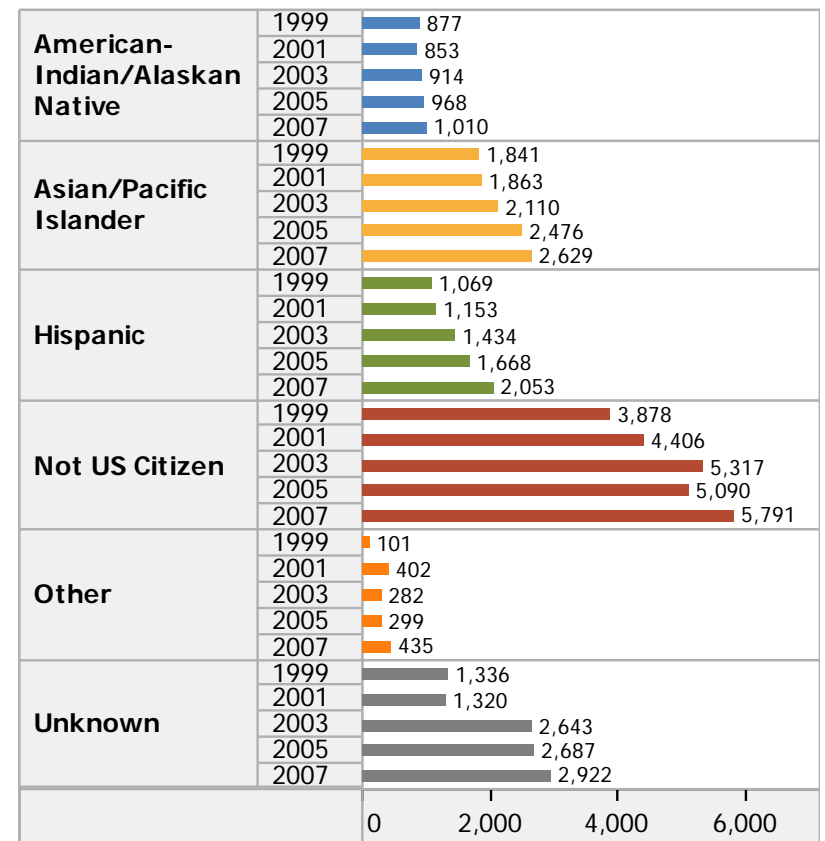
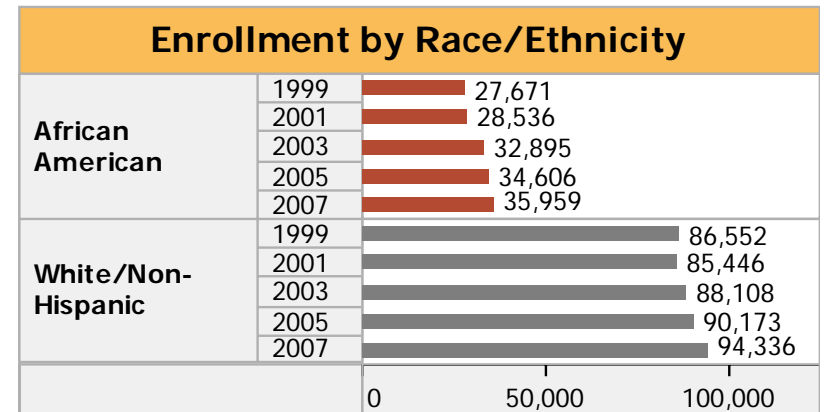
Data depicts a 24% increase in enrollment for women and an 11% increase in enrollment for men from Fall 1999 through Fall 2007. (Does not include students with unidentified gender including 102 students for 1999, 33 for 2001, 14 for 2003, 9 for 2005 and 62 for 2007.)



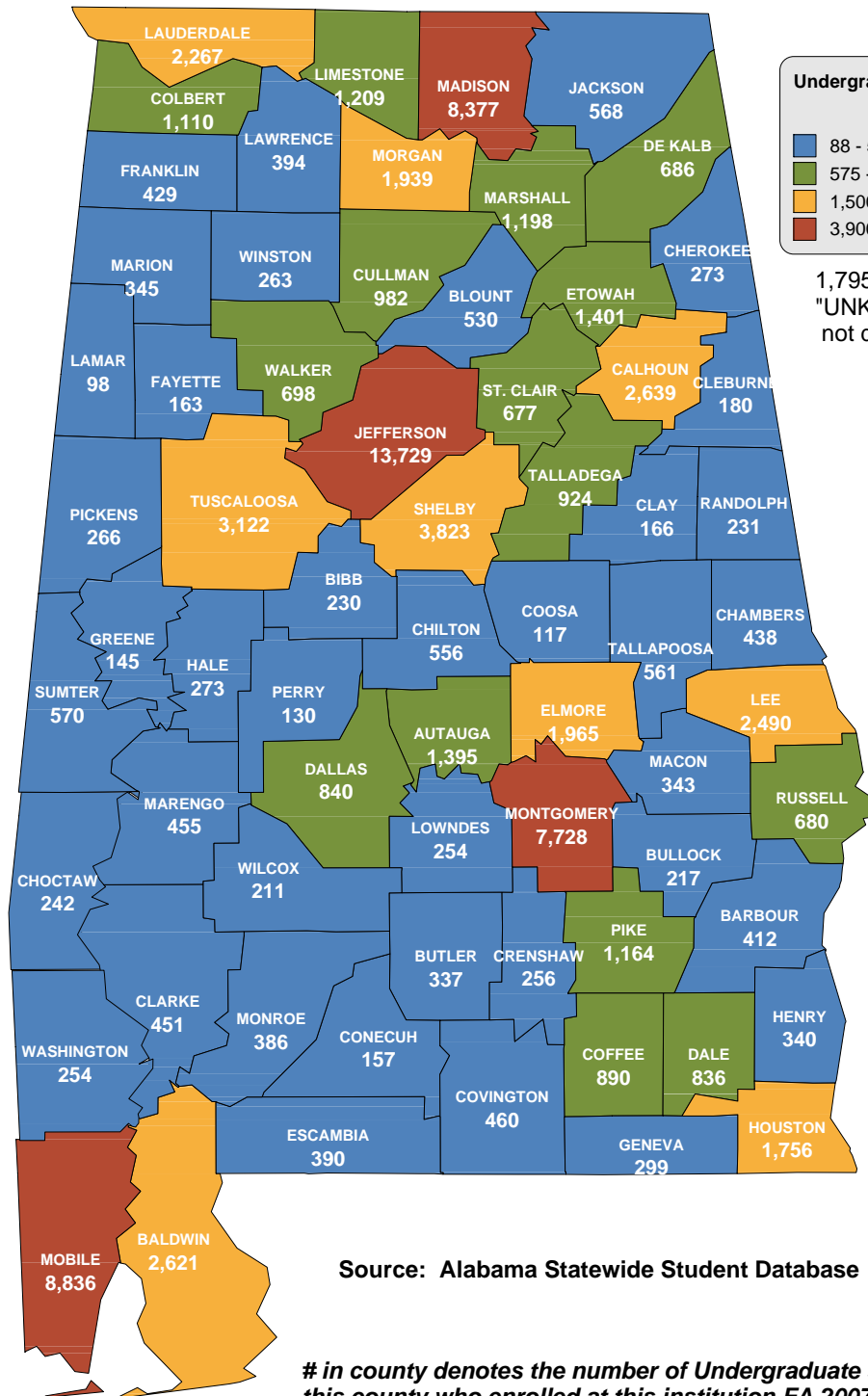
Source: Statewide Student Database High School Reports 2004 and 2007.



The majority of remedial assistance is required in Math.



Overall enrollment increased 19% from Fall 1999 through Fall 2007.



**Undergraduate Students by County  
Fall 2007**

- 88 - 575
- 575 - 1,500
- 1,500 - 3,900
- 3,900 - 14,000

1,795 students with an "UNKNOWN" county are not depicted on this map.

# ALL ALABAMA PUBLIC 4-YEAR INSTITUTIONS

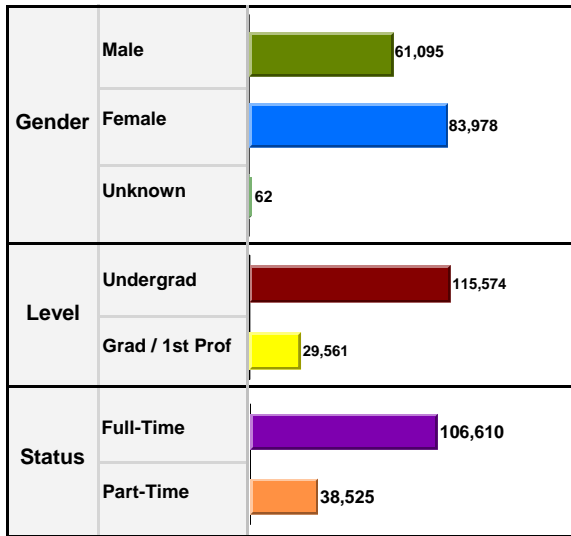
Source: Alabama Statewide Student Database

# in county denotes the number of Undergraduate students from this county who enrolled at this institution FA 2007.



## Enrollment

Total Enrollment ..... 145,135



## Students Enrolled in Remedial Courses

Math Only ..... 3,790  
 English Only ..... 1,578  
 Math & English ..... 1,012

## Enrollment by Type of Tuition Paid

**In-State**  
 Undergraduate ..... 92,302  
 Graduate ..... 19,802  
**Out-of-State**  
 Undergraduate ..... 19,019  
 Graduate ..... 4,981  
**Non-Resident Exempt, paying In-State**  
 Undergraduate ..... 4,253  
 Graduate ..... 4,778

## Financial Aid

Received ..... 85,096  
 Not Received ..... 60,039

## Migration within Alabama Public Institutions

Transfer In ..... 6,985  
 Transfer Out ..... 2,875



Fall 2007  
ALABAMA

## Four-Year Public Institutions



All Public  
4-Year  
Institutions

Institutional Student Profiles  
Alabama Commission on Higher Education  
[www.ache.alabama.gov](http://www.ache.alabama.gov)

Source: Alabama Statewide Student Database  
Includes Credit Students Only

## Origins of All Students

Florida ..... 3,210  
 Georgia ..... 9,126  
 Mississippi ..... 3,288  
 Tennessee ..... 2,935  
 Other US States and Territories ..... 11,114  
 Non-US ..... 6,611  
 From Alabama ..... 108,851

## Top Five Alabama Counties - Undergraduate Students

Jefferson ..... 12%  
 Mobile ..... 8%  
 Madison ..... 7%  
 Montgomery ..... 7%  
 Shelby ..... 3%

## Top Five Alabama Public - Feeder High Schools

# of 2006-07 H.S. Graduates Enrolled ..... 10,668  
 Hoover ..... Hoover City ..... 284  
 Bob Jones ..... Madison City ..... 260  
 Oak Mountain ..... Shelby County ..... 243  
 Vestavia Hills ..... Vestavia Hills City .. 242  
 Virgil Grissom ..... Huntsville City ..... 228

## Summary of 2006-2007 Completions

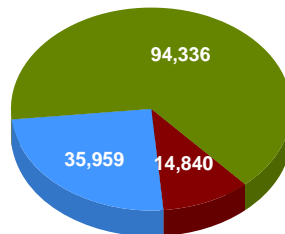
<1 Year ..... 32  
 <2 Year ..... 28  
 Assoc ..... 174  
 <4 Year ..... 31  
 Bacc ..... 17,693  
 Post Bacc ..... 41  
 Master's ..... 7,049  
 Post-Master's ..... 449  
 Doctoral ..... 685  
 1st Prof ..... 672

## Retention of 1st Time Degree-Seeking Freshmen

# of Fall 2006 Cohort Students ..... 21,252  
 Enrolled or Completed Same Inst. FA 2007... 74%  
 Enrolled Other AL Public Inst. FA 2007 ..... 7%

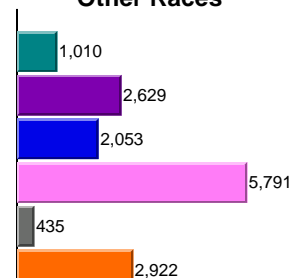
## Race/Ethnicity

Race Summary



African Am/Non-Hispanic  
White / Non-Hispanic  
Other Races

Expanded Detail of  
Other Races



Am Indian/Alaskan Native  
Asian / Pacific Native  
Hispanic  
NR Alien  
Other / Multi-Racial  
Unknown / Not Reported

## Enrollment

Total Enrollment ..... 5,764

Gender	Male	2,540
	Female	3,224
	Unknown	0
Level	Undergrad	4,758
	Grad / 1st Prof	1,006
Status	Full-Time	4,138
	Part-Time	1,626

## Students Enrolled in Remedial Courses

Math Only .....	2
English Only .....	123
Math & English .....	0

## Enrollment by Type of Tuition Paid

In-State	
Undergraduate .....	2,914
Graduate .....	747
Out-of-State	
Undergraduate .....	1,680
Graduate .....	162
Non-Resident Exempt, paying In-State	
Undergraduate .....	164
Graduate .....	97

## Financial Aid

Received .....	5,204
Not Received .....	560

## Migration within Alabama Public Institutions

Transfer In .....	9
Transfer Out .....	127

Fall 2007  
Normal, AL

## Alabama A&M University



### Institutional Student Profiles

Alabama Commission on Higher Education

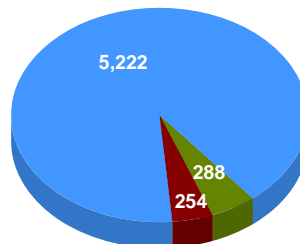
[www.ache.alabama.gov](http://www.ache.alabama.gov)

Source: Alabama Statewide Student Database

Includes Credit Students Only

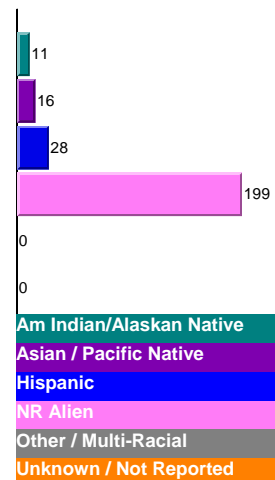
## Race/Ethnicity

Race Summary



African Am/Non-Hispanic  
White / Non-Hispanic  
Other Races

Expanded Detail of Other Races



Am Indian/Alaskan Native  
Asian / Pacific Native  
Hispanic  
NR Alien  
Other / Multi-Racial  
Unknown / Not Reported

## Origins of All Students

Florida .....	74
Georgia .....	368
Mississippi .....	57
Tennessee .....	122
Other US States and Territories .....	1,169
Non-US .....	181
From Alabama .....	3,793

## Top Five Alabama Counties - Undergraduate Students

Madison .....	16%
UNKNOWN ALABAMA COUNTIES .....	13%
Jefferson .....	10%
Mobile .....	5%
Montgomery .....	3%

## Top Five Alabama Public - Feeder High Schools

# of 2006-07 H.S. Graduates Enrolled.....	440	
JO Johnson .....	Huntsville City .....	29
John L Leflore Prep. ...	Mobile County .....	19
Fairfield High Prep. ....	Fairfield City .....	16
Jefferson Davis .....	Montgomery County .	16
Lee .....	Huntsville City .....	10

## Summary of 2006-2007 Completions

<1 Year .....	0
<2 Year .....	0
Assoc .....	0
<4 Year .....	0
Bacc .....	560
Post Bacc .....	0
Master's .....	290
Post-Master's .....	0
Doctoral .....	11
1st Prof .....	0

## Retention of 1st Time Degree-Seeking Freshmen

# of Fall 2006 Cohort Students.....	1,149
Enrolled or Completed Same Inst. FA 2007...	69%
Enrolled Other AL Public Inst. FA 2007.....	5%

## Enrollment

Total Enrollment ..... 5,608

Gender	Male	2,116
	Female	3,492
	Unknown	0
Level	Undergrad	4,935
	Grad / 1st Prof	673
Status	Full-Time	4,497
	Part-Time	1,111

## Students Enrolled in Remedial Courses

Math Only .....	646
English Only .....	570
Math & English .....	332

## Enrollment by Type of Tuition Paid

In-State	
Undergraduate .....	3,347
Graduate .....	633
Out-of-State	
Undergraduate .....	1,588
Graduate .....	33
Non-Resident Exempt, paying In-State	
Undergraduate .....	0
Graduate .....	7

## Financial Aid

Received .....	5,248
Not Received .....	360

## Migration within Alabama Public Institutions

Transfer In .....	128
Transfer Out .....	115

Fall 2007  
Montgomery, AL

## Alabama State University



## Institutional Student Profiles

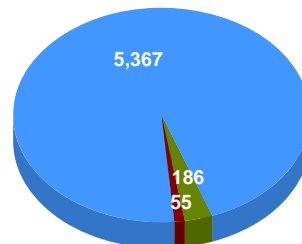
Alabama Commission on Higher Education

[www.ache.alabama.gov](http://www.ache.alabama.gov)

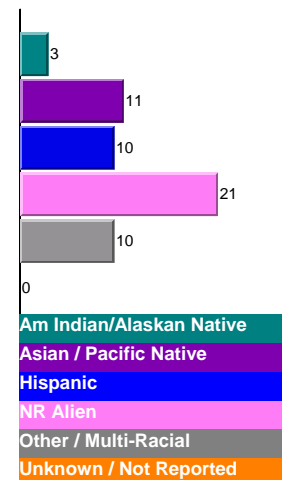
Source: Alabama Statewide Student Database  
Includes Credit Students Only

## Race/Ethnicity

Race Summary



Expanded Detail of Other Races



## Origins of All Students

Florida .....	168
Georgia .....	636
Mississippi .....	52
Tennessee .....	45
Other US States and Territories .....	854
Non-US .....	26
From Alabama .....	3,827

## Top Five Alabama Counties - Undergraduate Students

Montgomery .....	21%
Jefferson .....	11%
Mobile .....	5%
Dallas .....	2%
Macon .....	2%

## Top Five Alabama Public - Feeder High Schools

# of 2006-07 H.S. Graduates Enrolled.....	681
Jefferson Davis .....	Montgomery County . 34
Carver Senior .....	Montgomery County . 29
Booker T Washington .	Macon County ..... 22
G. Washington Carver	Birmingham City ..... 22
Lanier Senior .....	Montgomery County . 22

## Summary of 2006-2007 Completions

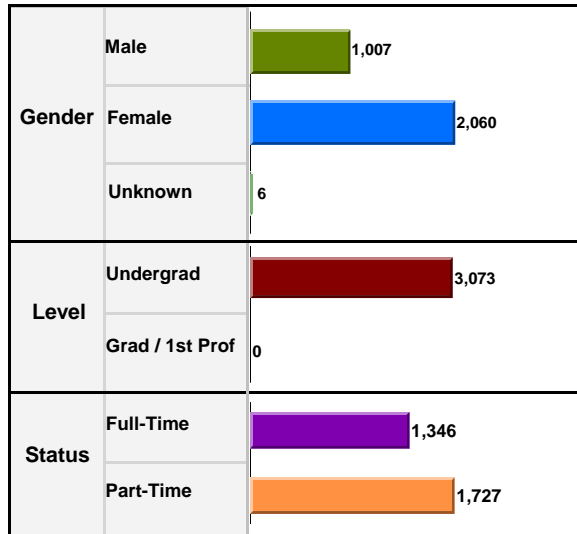
<1 Year .....	0
<2 Year .....	0
Assoc .....	0
<4 Year .....	0
Bacc .....	508
Post Bacc .....	0
Master's .....	188
Post-Master's .....	13
Doctoral .....	39
1st Prof .....	0

## Retention of 1st Time Degree-Seeking Freshmen

# of Fall 2006 Cohort Students.....	1,343
Enrolled or Completed Same Inst. FA 2007...	55%
Enrolled Other AL Public Inst. FA 2007.....	6%

## Enrollment

Total Enrollment ..... 3,073



## Students Enrolled in Remedial Courses

Math Only ..... 0  
 English Only ..... 0  
 Math & English ..... 0

## Enrollment by Type of Tuition Paid

**In-State**  
 Undergraduate ..... 2,934  
 Graduate ..... 0  
**Out-of-State**  
 Undergraduate ..... 42  
 Graduate ..... 0  
**Non-Resident Exempt, paying In-State**  
 Undergraduate ..... 97  
 Graduate ..... 0

## Financial Aid

Received ..... 85  
 Not Received ..... 2,988

## Migration within Alabama Public Institutions

Transfer In ..... 347  
 Transfer Out ..... 20



Fall 2007  
 Athens, AL

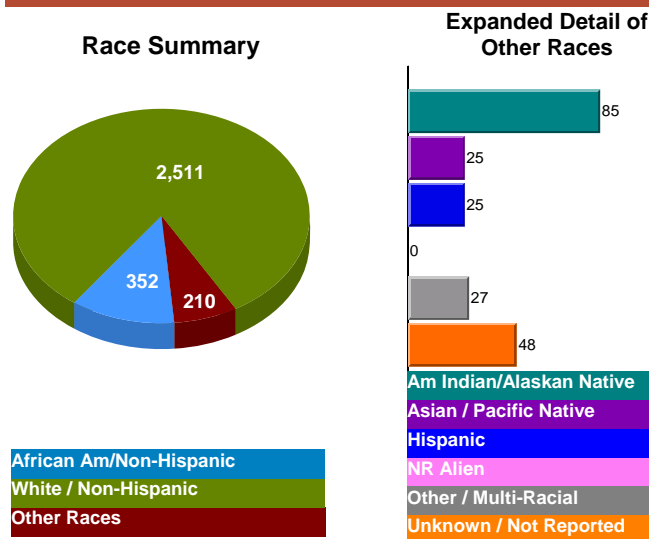
## Athens State University



Institutional Student Profiles  
 Alabama Commission on Higher Education  
[www.ache.alabama.gov](http://www.ache.alabama.gov)

Source: Alabama Statewide Student Database  
 Includes Credit Students Only

## Race/Ethnicity



## Origins of All Students

Florida ..... 0  
 Georgia ..... 8  
 Mississippi ..... 0  
 Tennessee ..... 106  
 Other US States and Territories ..... 10  
 Non-US ..... 3  
 From Alabama ..... 2,946

## Top Five Alabama Counties - Undergraduate Students

Madison ..... 28%  
 Limestone ..... 12%  
 Morgan ..... 12%  
 Cullman ..... 8%  
 Marshall ..... 5%

## Top Five Alabama Public - Feeder High Schools

# of 2006-07 H.S. Graduates Enrolled..... N/A  
 ..... N/A  
 ..... N/A  
 ..... N/A  
 ..... N/A  
 ..... N/A

## Summary of 2006-2007 Completions

<1 Year ..... 0  
 <2 Year ..... 0  
 Assoc ..... 0  
 <4 Year ..... 0  
 Bacc ..... 810  
 Post Bacc ..... 0  
 Master's ..... 0  
 Post-Master's ..... 0  
 Doctoral ..... 0  
 1st Prof ..... 0

## Retention of 1st Time Degree-Seeking Freshmen

# of Fall 2006 Cohort Students..... N/A  
 Enrolled or Completed Same Inst. FA 2007... N/A  
 Enrolled Other AL Public Inst. FA 2007..... N/A

## Enrollment

Total Enrollment ..... 24,137

Gender	Male	12,256
	Female	11,881
	Unknown	0
Level	Undergrad	19,812
	Grad / 1st Prof	4,325
Status	Full-Time	20,542
	Part-Time	3,595

## Students Enrolled in Remedial Courses

Math Only .....	0
English Only .....	0
Math & English .....	0

## Enrollment by Type of Tuition Paid

In-State	
Undergraduate .....	13,558
Graduate .....	2,105
Out-of-State	
Undergraduate .....	6,178
Graduate .....	814
Non-Resident Exempt, paying In-State	
Undergraduate .....	76
Graduate .....	1,406

## Financial Aid

Received .....	11,696
Not Received .....	12,441

## Migration within Alabama Public Institutions

Transfer In .....	1,343
Transfer Out .....	315



Fall 2007  
Auburn, AL

## Auburn University



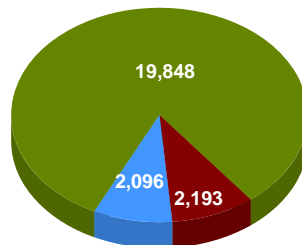
Institutional Student Profiles  
Alabama Commission on Higher Education

[www.ache.alabama.gov](http://www.ache.alabama.gov)

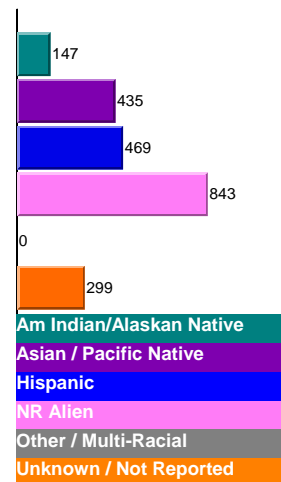
Source: Alabama Statewide Student Database  
Includes Credit Students Only

## Race/Ethnicity

Race Summary



Expanded Detail of Other Races



## Origins of All Students

Florida .....	1,155
Georgia .....	3,406
Mississippi .....	166
Tennessee .....	768
Other US States and Territories .....	2,960
Non-US .....	919
From Alabama .....	14,763

## Top Five Alabama Counties - Undergraduate Students

Jefferson .....	12%
Lee .....	7%
Madison .....	5%
Montgomery .....	5%
Mobile .....	4%

## Top Five Alabama Public - Feeder High Schools

# of 2006-07 H.S. Graduates Enrolled.....	1,792	
Auburn .....	Auburn City .....	98
Oak Mountain .....	Shelby County .....	92
Vestavia Hills .....	Vestavia Hills City .....	78
Hoover .....	Hoover City .....	76
Virgil Grissom .....	Huntsville City .....	65

## Summary of 2006-2007 Completions

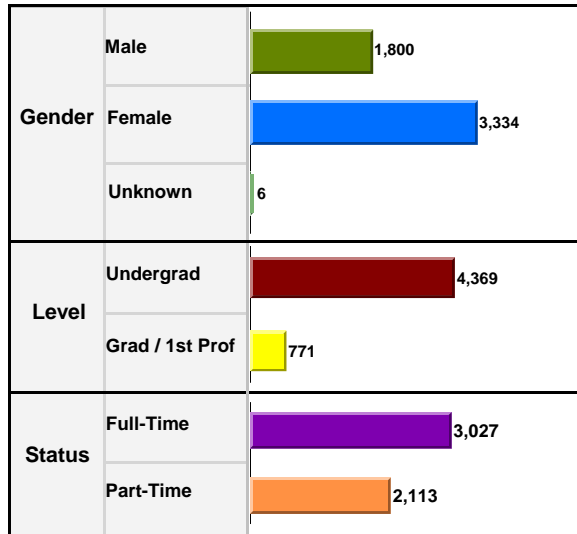
<1 Year .....	0
<2 Year .....	0
Assoc .....	0
<4 Year .....	0
Bacc .....	3,799
Post Bacc .....	0
Master's .....	816
Post-Master's .....	11
Doctoral .....	204
1st Prof .....	207

## Retention of 1st Time Degree-Seeking Freshmen

# of Fall 2006 Cohort Students.....	4,092
Enrolled or Completed Same Inst. FA 2007...	86%
Enrolled Other AL Public Inst. FA 2007.....	4%

## Enrollment

Total Enrollment ..... 5,140



## Students Enrolled in Remedial Courses

Math Only ..... 262  
 English Only ..... 54  
 Math & English ..... 53

## Enrollment by Type of Tuition Paid

**In-State**  
 Undergraduate ..... 4,193  
 Graduate ..... 762  
**Out-of-State**  
 Undergraduate ..... 115  
 Graduate ..... 4  
**Non-Resident Exempt, paying In-State**  
 Undergraduate ..... 61  
 Graduate ..... 5

## Financial Aid

Received ..... 2,802  
 Not Received ..... 2,338

## Migration within Alabama Public Institutions

Transfer In ..... 151  
 Transfer Out ..... 247



Fall 2007  
 Montgomery, AL

## Auburn University at Montgomery

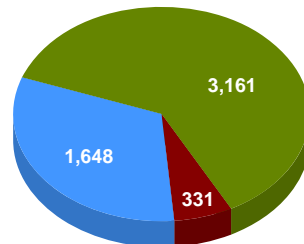


Institutional Student Profiles  
 Alabama Commission on Higher Education  
[www.ache.alabama.gov](http://www.ache.alabama.gov)

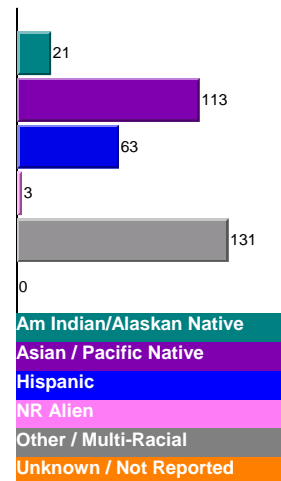
Source: Alabama Statewide Student Database  
 Includes Credit Students Only

## Race/Ethnicity

Race Summary



Expanded Detail of Other Races



## Origins of All Students

Florida ..... 37  
 Georgia ..... 54  
 Mississippi ..... 4  
 Tennessee ..... 11  
 Other US States and Territories ..... 97  
 Non-US ..... 14  
 From Alabama ..... 4,923

## Top Five Alabama Counties - Undergraduate Students

Montgomery ..... 41%  
 Elmore ..... 17%  
 Autauga ..... 10%  
 Lee ..... 4%  
 Dallas ..... 2%

## Top Five Alabama Public - Feeder High Schools

# of 2006-07 H.S. Graduates Enrolled..... 363  
 Prattville ..... Autauga County ..... 58  
 Lee ..... Montgomery County ..... 22  
 Booker T Washington ..... Montgomery County ..... 21  
 Stanhope Elmore ..... Elmore County ..... 21  
 Wetumpka ..... Elmore County ..... 20

## Summary of 2006-2007 Completions

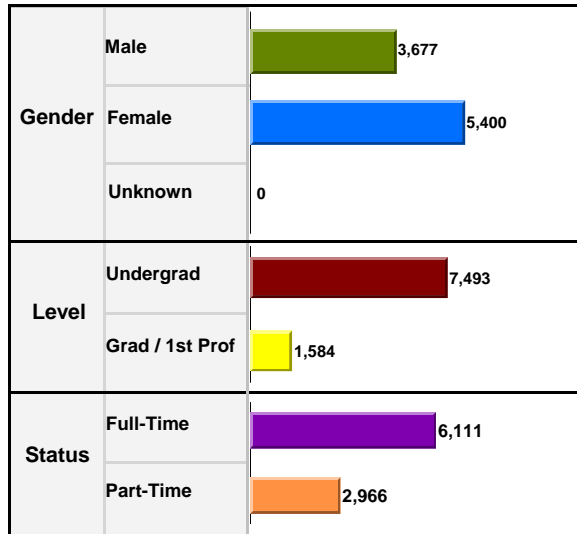
<1 Year ..... 0  
 <2 Year ..... 0  
 Assoc ..... 0  
 <4 Year ..... 0  
 Bacc ..... 574  
 Post Bacc ..... 0  
 Master's ..... 198  
 Post-Master's ..... 29  
 Doctoral ..... 0  
 1st Prof ..... 0

## Retention of 1st Time Degree-Seeking Freshmen

# of Fall 2006 Cohort Students..... 480  
 Enrolled or Completed Same Inst. FA 2007... 59%  
 Enrolled Other AL Public Inst. FA 2007..... 10%

## Enrollment

Total Enrollment ..... 9,077



## Students Enrolled in Remedial Courses

Math Only .....	204
English Only .....	251
Math & English .....	135

## Enrollment by Type of Tuition Paid

<b>In-State</b>	
Undergraduate .....	6,413
Graduate .....	1,221
<b>Out-of-State</b>	
Undergraduate .....	381
Graduate .....	190
<b>Non-Resident Exempt, paying In-State</b>	
Undergraduate .....	699
Graduate .....	173

## Financial Aid

Received .....	6,038
Not Received .....	3,039

## Migration within Alabama Public Institutions

Transfer In .....	443
Transfer Out .....	327



Fall 2007  
Jacksonville, AL

## Jacksonville State University



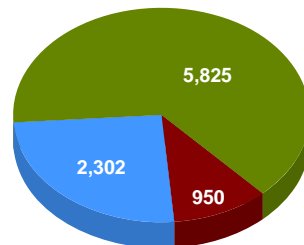
Institutional Student Profiles  
Alabama Commission on Higher Education

[www.ache.alabama.gov](http://www.ache.alabama.gov)

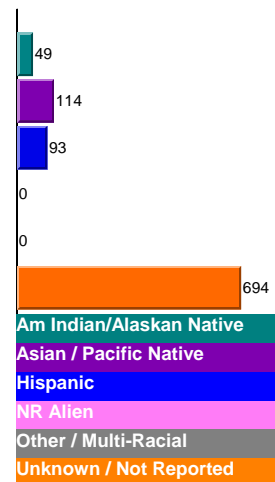
Source: Alabama Statewide Student Database  
Includes Credit Students Only

## Race/Ethnicity

Race Summary



Expanded Detail of Other Races



## Origins of All Students

Florida .....	28
Georgia .....	991
Mississippi .....	15
Tennessee .....	10
Other US States and Territories .....	198
Non-US .....	187
From Alabama .....	7,648

## Top Five Alabama Counties - Undergraduate Students

Calhoun .....	26%
UNKNOWN ALABAMA COUNTIES .....	14%
Etowah .....	10%
Jefferson .....	8%
Talladega .....	4%

## Top Five Alabama Public - Feeder High Schools

# of 2006-07 H.S. Graduates Enrolled.....	755	
Oxford .....	Oxford City .....	32
Jacksonville .....	Jacksonville City .....	31
Saks .....	Calhoun County .....	27
Alexandria .....	Calhoun County .....	26
Pell City .....	Pell City .....	19

## Summary of 2006-2007 Completions

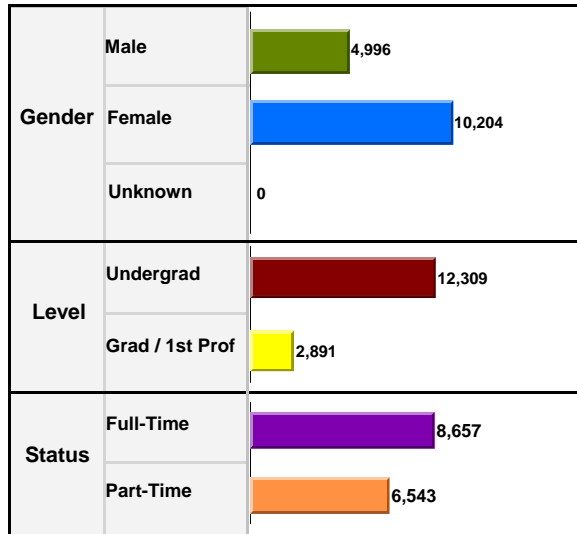
<1 Year .....	0
<2 Year .....	0
Assoc .....	0
<4 Year .....	0
Bacc .....	1,175
Post Bacc .....	0
Master's .....	485
Post-Master's .....	113
Doctoral .....	0
1st Prof .....	0

## Retention of 1st Time Degree-Seeking Freshmen

# of Fall 2006 Cohort Students.....	2,203
Enrolled or Completed Same Inst. FA 2007...	65%
Enrolled Other AL Public Inst. FA 2007.....	8%

## Enrollment

Total Enrollment ..... 15,200



## Students Enrolled in Remedial Courses

Math Only ..... 1,118  
 English Only ..... 264  
 Math & English ..... 239

## Enrollment by Type of Tuition Paid

**In-State**  
 Undergraduate ..... 10,913  
 Graduate ..... 2,125  
**Out-of-State**  
 Undergraduate ..... 692  
 Graduate ..... 220  
**Non-Resident Exempt, paying In-State**  
 Undergraduate ..... 704  
 Graduate ..... 546

## Financial Aid

Received ..... 11,848  
 Not Received ..... 3,352

## Migration within Alabama Public Institutions

Transfer In ..... 770  
 Transfer Out ..... 260

Fall 2007  
 Troy, AL

## Troy University



Institutional Student Profiles  
 Alabama Commission on Higher Education  
[www.ache.alabama.gov](http://www.ache.alabama.gov)

Source: Alabama Statewide Student Database  
 Includes Credit Students Only

## Origins of All Students

Florida ..... 347  
 Georgia ..... 1,163  
 Mississippi ..... 28  
 Tennessee ..... 18  
 Other US States and Territories ..... 210  
 Non-US ..... 561  
 From Alabama ..... 12,873

## Top Five Alabama Counties - Undergraduate Students

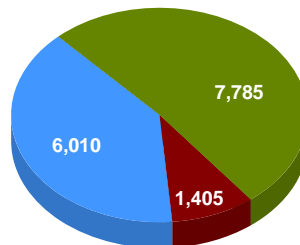
Montgomery ..... 22%  
 Houston ..... 8%  
 Pike ..... 8%  
 Elmore ..... 5%  
 Dale ..... 4%

## Top Five Alabama Public - Feeder High Schools

# of 2006-07 H.S. Graduates Enrolled..... 954  
 Charles Henderson .... Troy City ..... 44  
 Carroll ..... Ozark City ..... 31  
 Lee ..... Montgomery County . 31  
 Enterprise ..... Enterprise City ..... 27  
 Northview ..... Dothan City ..... 26

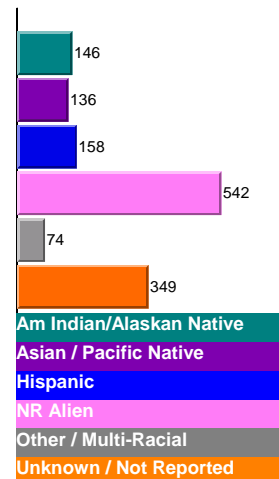
## Race/Ethnicity

Race Summary



African Am/Non-Hispanic  
 White / Non-Hispanic  
 Other Races

Expanded Detail of Other Races



## Summary of 2006-2007 Completions

<1 Year ..... 0  
 <2 Year ..... 0  
 Assoc ..... 127  
 <4 Year ..... 0  
 Bacc ..... 1,496  
 Post Bacc ..... 0  
 Master's ..... 796  
 Post-Master's ..... 155  
 Doctoral ..... 0  
 1st Prof ..... 0

## Retention of 1st Time Degree-Seeking Freshmen

# of Fall 2006 Cohort Students..... 1,964  
 Enrolled or Completed Same Inst. FA 2007... 61%  
 Enrolled Other AL Public Inst. FA 2007..... 8%



## Enrollment

Total Enrollment ..... 25,580

Gender	Male	11,847
	Female	13,733
	Unknown	0
Level	Undergrad	21,082
	Grad / 1st Prof	4,498
Status	Full-Time	22,245
	Part-Time	3,335

## Students Enrolled in Remedial Courses

Math Only .....	465
English Only .....	8
Math & English .....	1

## Enrollment by Type of Tuition Paid

In-State	
Undergraduate .....	16,193
Graduate .....	3,150
Out-of-State	
Undergraduate .....	4,807
Graduate .....	1,337
Non-Resident Exempt, paying In-State	
Undergraduate .....	82
Graduate .....	11

## Financial Aid

Received .....	15,458
Not Received .....	10,122

## Migration within Alabama Public Institutions

Transfer In .....	1,391
Transfer Out .....	287

Fall 2007  
Tuscaloosa, AL

## University of Alabama



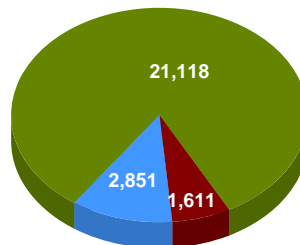
## Institutional Student Profiles Alabama Commission on Higher Education

[www.ache.alabama.gov](http://www.ache.alabama.gov)

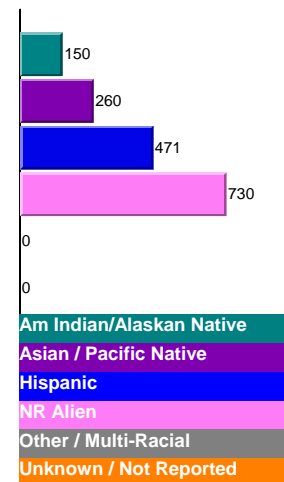
Source: Alabama Statewide Student Database  
Includes Credit Students Only

## Race/Ethnicity

Race Summary



Expanded Detail of Other Races



## Origins of All Students

Florida .....	572
Georgia .....	1,682
Mississippi .....	388
Tennessee .....	720
Other US States and Territories .....	2,939
Non-US .....	662
From Alabama .....	18,617

## Top Five Alabama Counties - Undergraduate Students

Jefferson .....	15%
Tuscaloosa .....	12%
Madison .....	6%
Shelby .....	5%
Mobile .....	4%

## Top Five Alabama Public - Feeder High Schools

# of 2006-07 H.S. Graduates Enrolled.....	2,252	
Hoover .....	Hoover City .....	127
Vestavia Hills .....	Vestavia Hills City .....	108
Oak Mountain .....	Shelby County .....	106
Mountain Brook .....	Mountain Brook City .....	104
Bob Jones .....	Madison City .....	75

## Summary of 2006-2007 Completions

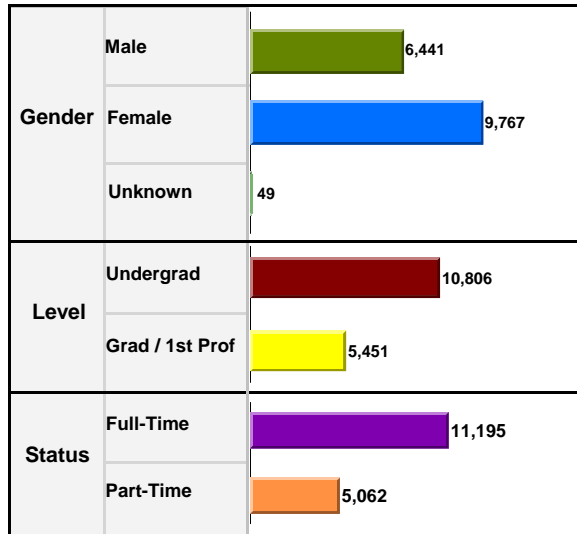
<1 Year .....	0
<2 Year .....	0
Assoc .....	0
<4 Year .....	0
Bacc .....	3,131
Post Bacc .....	0
Master's .....	1,183
Post-Master's .....	62
Doctoral .....	160
1st Prof .....	152

## Retention of 1st Time Degree-Seeking Freshmen

# of Fall 2006 Cohort Students.....	4,364
Enrolled or Completed Same Inst. FA 2007...	85%
Enrolled Other AL Public Inst. FA 2007.....	5%

## Enrollment

Total Enrollment ..... 16,257



## Students Enrolled in Remedial Courses

Math Only ..... 405  
 English Only ..... 111  
 Math & English ..... 44

## Enrollment by Type of Tuition Paid

**In-State**  
 Undergraduate ..... 10,003  
 Graduate ..... 3,830  
**Out-of-State**  
 Undergraduate ..... 789  
 Graduate ..... 488  
**Non-Resident Exempt, paying In-State**  
 Undergraduate ..... 14  
 Graduate ..... 1,133

## Financial Aid

Received ..... 7,766  
 Not Received ..... 8,491

## Migration within Alabama Public Institutions

Transfer In ..... 820  
 Transfer Out ..... 351



Fall 2007  
 Birmingham, AL

## University of Alabama at Birmingham

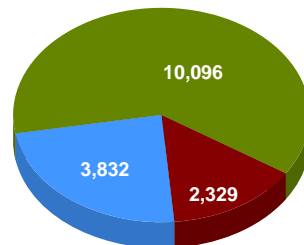


Institutional Student Profiles  
 Alabama Commission on Higher Education  
[www.ache.alabama.gov](http://www.ache.alabama.gov)

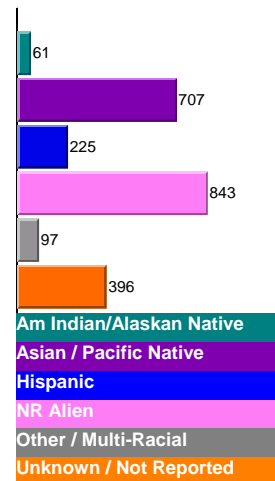
Source: Alabama Statewide Student Database  
 Includes Credit Students Only

## Race/Ethnicity

Race Summary



Expanded Detail of  
Other Races



## Origins of All Students

Florida ..... 135  
 Georgia ..... 350  
 Mississippi ..... 222  
 Tennessee ..... 154  
 Other US States and Territories ..... 893  
 Non-US ..... 850  
 From Alabama ..... 13,653

## Top Five Alabama Counties - Undergraduate Students

Jefferson ..... 44%  
 Shelby ..... 9%  
 Madison ..... 5%  
 Mobile ..... 3%  
 St Clair ..... 3%

## Top Five Alabama Public - Feeder High Schools

# of 2006-07 H.S. Graduates Enrolled..... 1,010  
 Hoover ..... Hoover City ..... 32  
 Clay-Chalkville ..... Jefferson County ..... 29  
 Hewitt-Trussville ..... Trussville City ..... 29  
 Sparkman ..... Madison County ..... 28  
 Thompson ..... Shelby County ..... 28

## Summary of 2006-2007 Completions

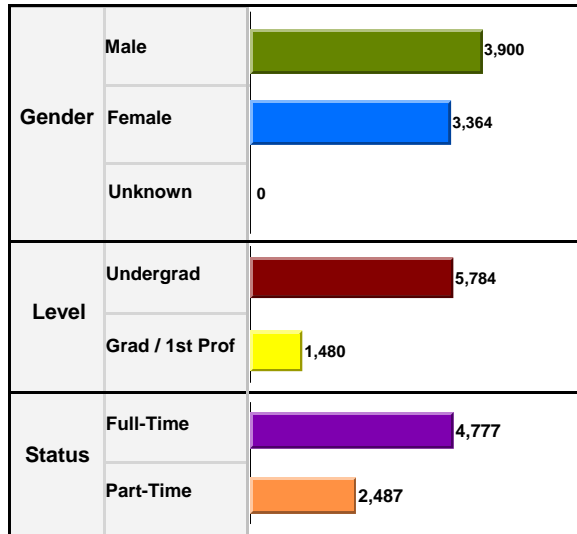
<1 Year ..... 0  
 <2 Year ..... 12  
 Assoc ..... 0  
 <4 Year ..... 0  
 Bacc ..... 1,814  
 Post Bacc ..... 21  
 Master's ..... 960  
 Post-Master's ..... 29  
 Doctoral ..... 192  
 1st Prof ..... 249

## Retention of 1st Time Degree-Seeking Freshmen

# of Fall 2006 Cohort Students..... 1,531  
 Enrolled or Completed Same Inst. FA 2007... 74%  
 Enrolled Other AL Public Inst. FA 2007..... 11%

## Enrollment

Total Enrollment ..... 7,264



## Students Enrolled in Remedial Courses

Math Only ..... 195  
 English Only ..... 30  
 Math & English ..... 28

## Enrollment by Type of Tuition Paid

**In-State**  
 Undergraduate ..... 5,039  
 Graduate ..... 1,111  
**Out-of-State**  
 Undergraduate ..... 569  
 Graduate ..... 186  
**Non-Resident Exempt, paying In-State**  
 Undergraduate ..... 176  
 Graduate ..... 183

## Financial Aid

Received ..... 3,764  
 Not Received ..... 3,500


## Migration within Alabama Public Institutions

Transfer In ..... 436  
 Transfer Out ..... 182



Fall 2007  
 Huntsville, AL

## University of Alabama in Huntsville



## Institutional Student Profiles

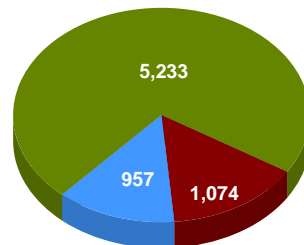
Alabama Commission on Higher Education

[www.ache.alabama.gov](http://www.ache.alabama.gov)

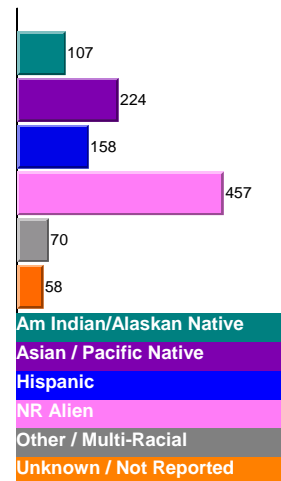
Source: Alabama Statewide Student Database  
 Includes Credit Students Only

## Race/Ethnicity

### Race Summary



### Expanded Detail of Other Races



## Origins of All Students

Florida ..... 24  
 Georgia ..... 51  
 Mississippi ..... 21  
 Tennessee ..... 380  
 Other US States and Territories ..... 356  
 Non-US ..... 585  
 From Alabama ..... 5,847

## Top Five Alabama Counties - Undergraduate Students

Madison ..... 52%  
 Morgan ..... 6%  
 Limestone ..... 4%  
 Jefferson ..... 4%  
 Marshall ..... 3%

## Top Five Alabama Public - Feeder High Schools

# of 2006-07 H.S. Graduates Enrolled..... 535  
 Bob Jones ..... Madison City ..... 59  
 Sparkman ..... Madison County ..... 52  
 Virgil Grissom ..... Huntsville City ..... 44  
 Hazel Green ..... Madison County ..... 33  
 Huntsville ..... Huntsville City ..... 27

## Summary of 2006-2007 Completions

<1 Year ..... 0  
 <2 Year ..... 0  
 Assoc ..... 0  
 <4 Year ..... 0  
 Bacc ..... 840  
 Post Bacc ..... 19  
 Master's ..... 299  
 Post-Master's ..... 1  
 Doctoral ..... 30  
 1st Prof ..... 0

## Retention of 1st Time Degree-Seeking Freshmen

# of Fall 2006 Cohort Students..... 838  
 Enrolled or Completed Same Inst. FA 2007... 75%  
 Enrolled Other AL Public Inst. FA 2007..... 8%

## Enrollment

Total Enrollment ..... 2,874

Gender	Male	884
	Female	1,990
	Unknown	0
Level	Undergrad	2,462
	Grad / 1st Prof	412
Status	Full-Time	2,232
	Part-Time	642

## Students Enrolled in Remedial Courses

Math Only .....	0
English Only .....	0
Math & English .....	0

## Enrollment by Type of Tuition Paid

In-State	
Undergraduate .....	2,343
Graduate .....	403
Out-of-State	
Undergraduate .....	119
Graduate .....	9
Non-Resident Exempt, paying In-State	
Undergraduate .....	0
Graduate .....	0

## Financial Aid

Received .....	1,949
Not Received .....	925

## Migration within Alabama Public Institutions

Transfer In .....	200
Transfer Out .....	101



Fall 2007  
Montevallo, AL

## University of Montevallo



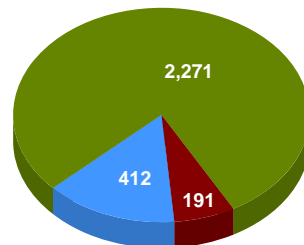
Institutional Student Profiles  
Alabama Commission on Higher Education

[www.ache.alabama.gov](http://www.ache.alabama.gov)

Source: Alabama Statewide Student Database  
Includes Credit Students Only

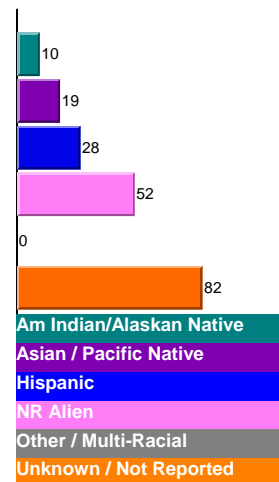
## Race/Ethnicity

Race Summary



African Am/Non-Hispanic	191
White / Non-Hispanic	412
Other Races	2,271

Expanded Detail of Other Races



## Origins of All Students

Florida .....	18
Georgia .....	15
Mississippi .....	11
Tennessee .....	12
Other US States and Territories .....	65
Non-US .....	137
From Alabama .....	2,616

## Top Five Alabama Counties - Undergraduate Students

Shelby .....	29%
Jefferson .....	26%
Chilton .....	7%
Madison .....	4%
Bibb .....	3%

## Top Five Alabama Public - Feeder High Schools

# of 2006-07 H.S. Graduates Enrolled.....	333	
Thompson .....	Shelby County .....	28
Hoover .....	Hoover City .....	16
Pelham .....	Shelby County .....	16
Vestavia Hills .....	Vestavia Hills City .....	12
Jemison .....	Chilton County .....	11

## Summary of 2006-2007 Completions

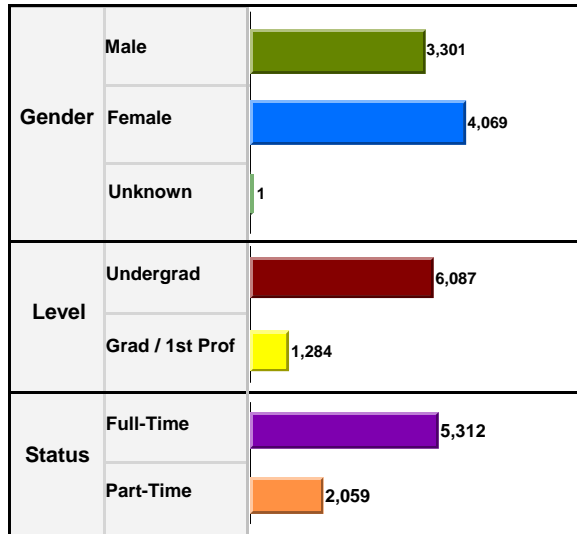
<1 Year .....	0
<2 Year .....	0
Assoc .....	0
<4 Year .....	0
Bacc .....	470
Post Bacc .....	0
Master's .....	137
Post-Master's .....	18
Doctoral .....	0
1st Prof .....	0

## Retention of 1st Time Degree-Seeking Freshmen

# of Fall 2006 Cohort Students.....	479
Enrolled or Completed Same Inst. FA 2007...	73%
Enrolled Other AL Public Inst. FA 2007.....	9%

## Enrollment

Total Enrollment ..... 7,371



## Students Enrolled in Remedial Courses

Math Only .....	98
English Only .....	97
Math & English .....	58

## Enrollment by Type of Tuition Paid

In-State	
Undergraduate .....	4,267
Graduate .....	672
Out-of-State	
Undergraduate .....	1,132
Graduate .....	505
Non-Resident Exempt, paying In-State	
Undergraduate .....	688
Graduate .....	107

## Financial Aid

Received .....	4,136
Not Received .....	3,235

## Migration within Alabama Public Institutions

Transfer In .....	369
Transfer Out .....	256



Fall 2007  
Florence, AL

## University of North Alabama



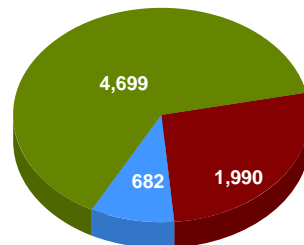
Institutional Student Profiles  
Alabama Commission on Higher Education

[www.ache.alabama.gov](http://www.ache.alabama.gov)

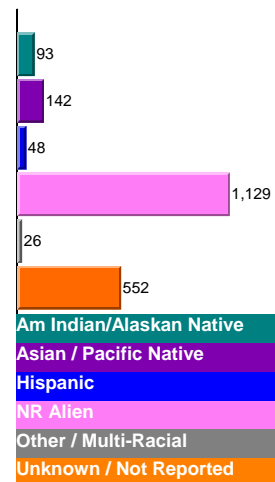
Source: Alabama Statewide Student Database  
Includes Credit Students Only

## Race/Ethnicity

Race Summary



Expanded Detail of Other Races



## Origins of All Students

Florida .....	54
Georgia .....	43
Mississippi .....	344
Tennessee .....	497
Other US States and Territories .....	239
Non-US .....	1,255
From Alabama .....	4,939

## Top Five Alabama Counties - Undergraduate Students

Lauderdale .....	25%
Colbert .....	11%
Madison .....	6%
Morgan .....	4%
Franklin .....	3%

## Top Five Alabama Public - Feeder High Schools

# of 2006-07 H.S. Graduates Enrolled.....	604	
Florence .....	Florence City .....	58
Brooks .....	Lauderdale County ....	23
Muscle Shoals .....	Muscle Shoals City ....	22
Lawrence County .....	Lawrence County .....	21
Wilson .....	Lauderdale County ....	21

## Summary of 2006-2007 Completions

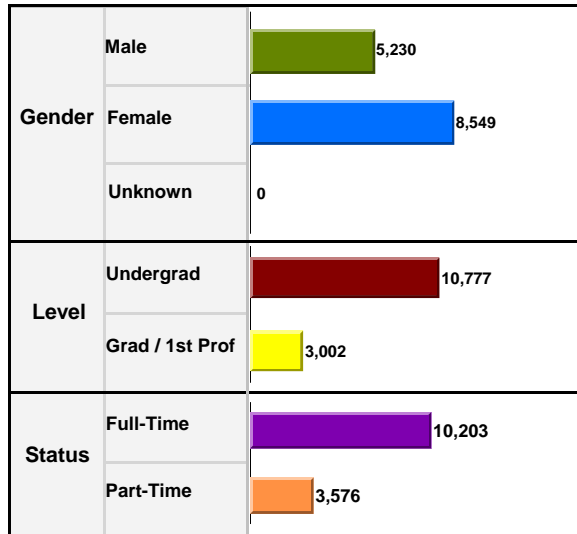
<1 Year .....	0
<2 Year .....	0
Assoc .....	0
<4 Year .....	0
Bacc .....	866
Post Bacc .....	0
Master's .....	414
Post-Master's .....	9
Doctoral .....	0
1st Prof .....	0

## Retention of 1st Time Degree-Seeking Freshmen

# of Fall 2006 Cohort Students.....	1,022
Enrolled or Completed Same Inst. FA 2007...	63%
Enrolled Other AL Public Inst. FA 2007.....	10%

## Enrollment

Total Enrollment ..... 13,779



## Students Enrolled in Remedial Courses

Math Only ..... 321  
 English Only ..... 5  
 Math & English ..... 48

## Enrollment by Type of Tuition Paid

**In-State**  
 Undergraduate ..... 8,714  
 Graduate ..... 1,768  
**Out-of-State**  
 Undergraduate ..... 850  
 Graduate ..... 1,023  
**Non-Resident Exempt, paying In-State**  
 Undergraduate ..... 1,213  
 Graduate ..... 211

## Financial Aid

Received ..... 5,809  
 Not Received ..... 7,970

## Migration within Alabama Public Institutions

Transfer In ..... 516  
 Transfer Out ..... 217



Fall 2007  
 Mobile, AL

## University of South Alabama

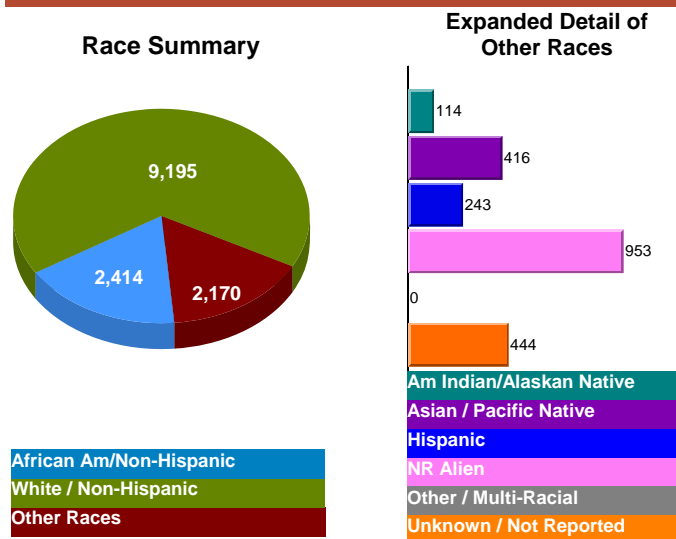


## Institutional Student Profiles Alabama Commission on Higher Education

[www.ache.alabama.gov](http://www.ache.alabama.gov)

Source: Alabama Statewide Student Database  
 Includes Credit Students Only

## Race/Ethnicity



## Origins of All Students

Florida ..... 523  
 Georgia ..... 125  
 Mississippi ..... 1,401  
 Tennessee ..... 45  
 Other US States and Territories ..... 833  
 Non-US ..... 1,203  
 From Alabama ..... 9,649

## Top Five Alabama Counties - Undergraduate Students

Mobile ..... 55%  
 Baldwin ..... 9%  
 Jefferson ..... 1%  
 Clarke ..... 1%  
 Washington ..... 1%

## Top Five Alabama Public - Feeder High Schools

# of 2006-07 H.S. Graduates Enrolled..... 743  
 Baker ..... Mobile County ..... 96  
 Murphy ..... Mobile County ..... 88  
 Mary G Montgomery .. Mobile County ..... 60  
 WP Davidson ..... Mobile County ..... 59  
 Theodore ..... Mobile County ..... 51

## Summary of 2006-2007 Completions

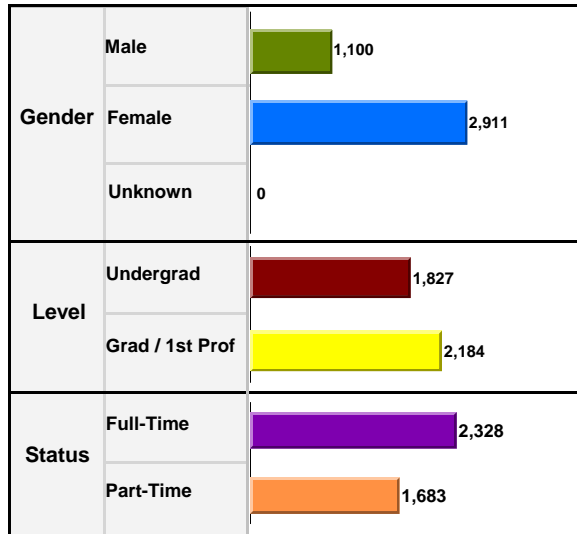
<1 Year ..... 32  
 <2 Year ..... 16  
 Assoc ..... 0  
 <4 Year ..... 31  
 Bacc ..... 1,445  
 Post Bacc ..... 1  
 Master's ..... 737  
 Post-Master's ..... 9  
 Doctoral ..... 49  
 1st Prof ..... 64

## Retention of 1st Time Degree-Seeking Freshmen

# of Fall 2006 Cohort Students..... 1,433  
 Enrolled or Completed Same Inst. FA 2007... 70%  
 Enrolled Other AL Public Inst. FA 2007..... 6%

## Enrollment

Total Enrollment ..... 4,011



## Students Enrolled in Remedial Courses

Math Only .....	74
English Only .....	65
Math & English .....	74

## Enrollment by Type of Tuition Paid

In-State	
Undergraduate .....	1,471
Graduate .....	1,275
Out-of-State	
Undergraduate .....	77
Graduate .....	10
Non-Resident Exempt, paying In-State	
Undergraduate .....	279
Graduate .....	899

## Financial Aid

Received .....	3,293
Not Received .....	718

## Migration within Alabama Public Institutions

Transfer In .....	62
Transfer Out .....	70



Fall 2007  
Livingston, AL

## University of West Alabama



## Institutional Student Profiles

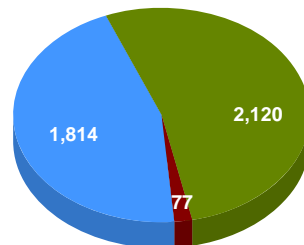
Alabama Commission on Higher Education

[www.ache.alabama.gov](http://www.ache.alabama.gov)

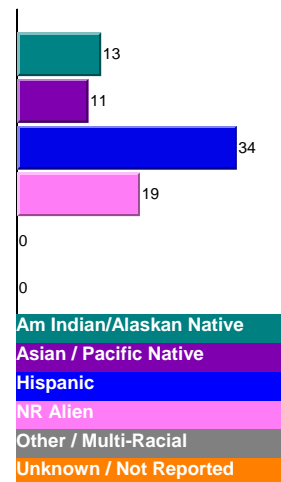
Source: Alabama Statewide Student Database  
Includes Credit Students Only

## Race/Ethnicity

Race Summary



Expanded Detail of Other Races



## Origins of All Students

Florida .....	75
Georgia .....	234
Mississippi .....	579
Tennessee .....	47
Other US States and Territories .....	291
Non-US .....	28
From Alabama .....	2,757

## Top Five Alabama Counties - Undergraduate Students

Sumter .....	23%
Marengo .....	11%
Choctaw .....	6%
Jefferson .....	5%
Tuscaloosa .....	4%

## Top Five Alabama Public - Feeder High Schools

# of 2006-07 H.S. Graduates Enrolled.....	206	
Demopolis .....	Demopolis City .....	21
Livingston .....	Sumter County .....	9
Robertsdale .....	Baldwin County .....	9
Choctaw County .....	Choctaw County .....	8
Southern Choctaw .....	Choctaw County .....	8

## Summary of 2006-2007 Completions

<1 Year .....	0
<2 Year .....	0
Assoc .....	47
<4 Year .....	0
Bacc .....	205
Post Bacc .....	0
Master's .....	546
Post-Master's .....	0
Doctoral .....	0
1st Prof .....	0

## Retention of 1st Time Degree-Seeking Freshmen

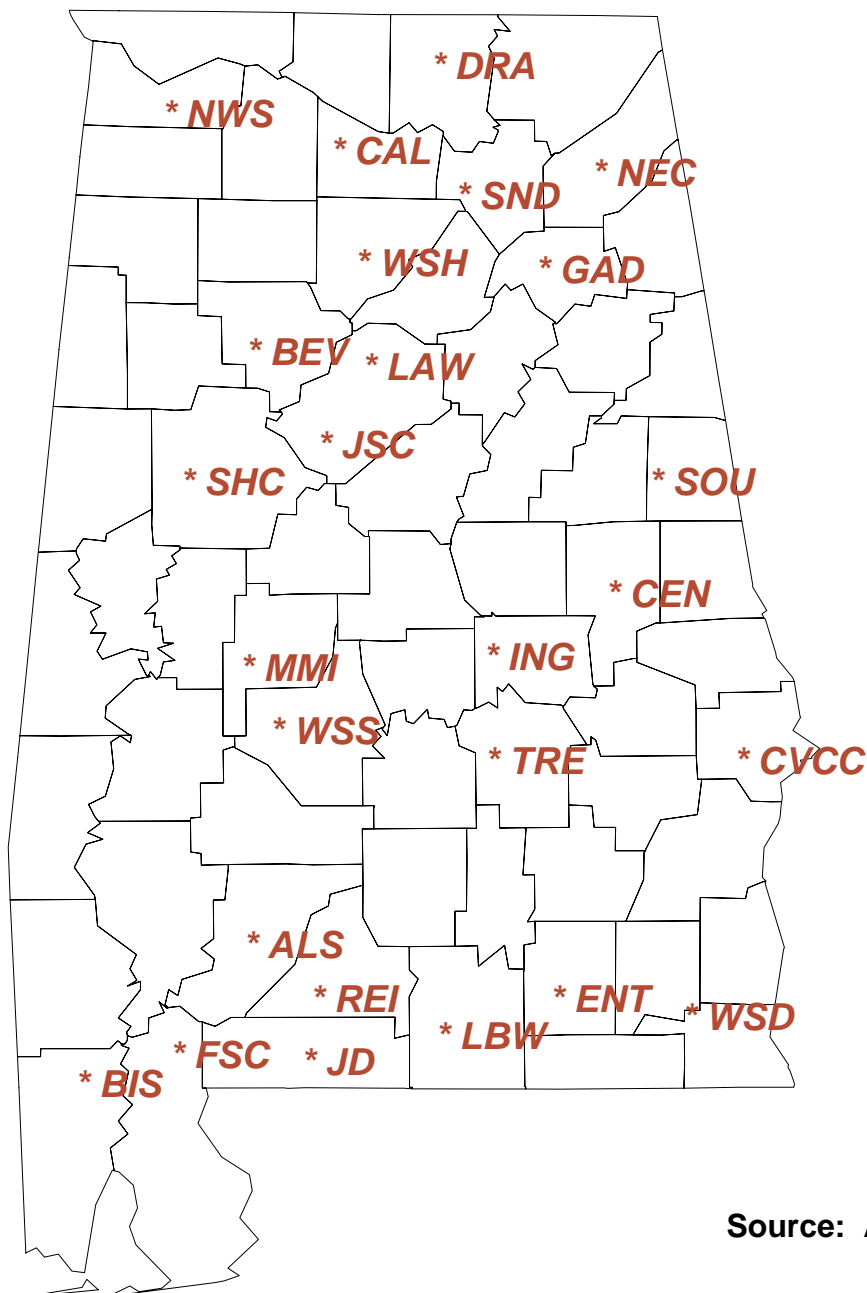
# of Fall 2006 Cohort Students.....	354
Enrolled or Completed Same Inst. FA 2007...	62%
Enrolled Other AL Public Inst. FA 2007.....	12%

# ALABAMA COMMISSION ON HIGHER EDUCATION

## INSTITUTIONAL STUDENT PROFILES

### FALL 2007

## ALL PUBLIC 2-YEAR INSTITUTIONS

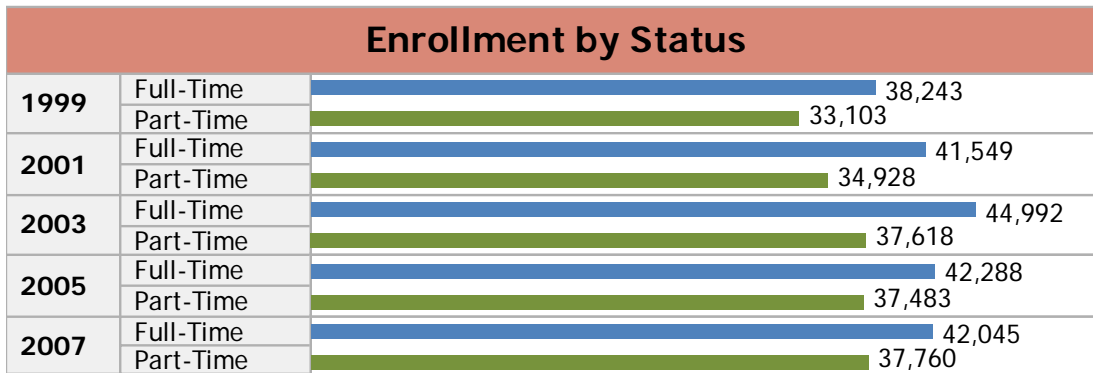


- Alabama Southern Community College (ALS)
- Bevill State Community College (BEV)
- Bishop State Community College (BIS)
- Calhoun State Community College (CAL)
- Central Alabama Community College (CEN)
- Chattahoochee Valley Community College (CVCC)
- Drake State Technical College (DRA)
- Enterprise-Ozark Community College (ENT)
- Faulkner State Community College (FSC)
- Gadsden State Community College (GAD)
- Ingram State Technical College (ING)
- Jefferson Davis Community College (JD)
- Jefferson State Community College (JSC)
- Lawson State Community College (LAW)
- Lurleen B. Wallace Community College (LBW)
- Marion Military Institute (MMI)
- Northeast Alabama Community College (NEC)
- Northwest-Shoals Community College (NWS)
- Reid State Technical College (REI)
- Shelton State Community College (SHC)
- Snead State Community College (SND)
- Southern Union State Community College (SOU)
- Trenholm State Technical College (TRE)
- Wallace State Community College Dothan (WSD)
- Wallace State Community College Hanceville (WSH)
- Wallace State Community College Selma (WSS)

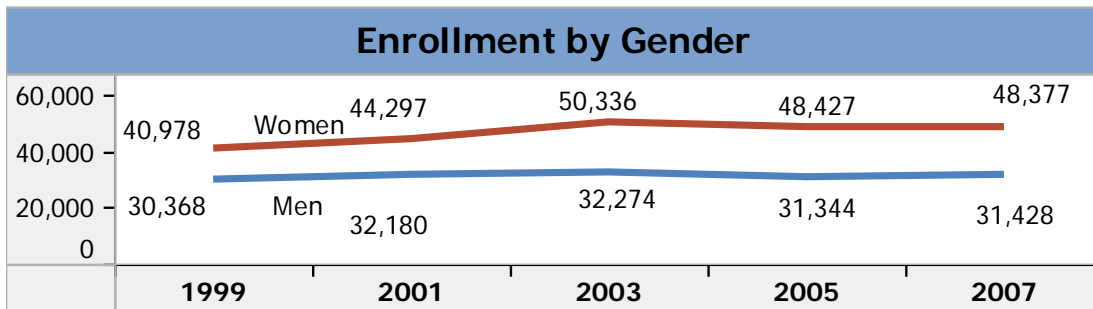
Source: Alabama Statewide Student Database



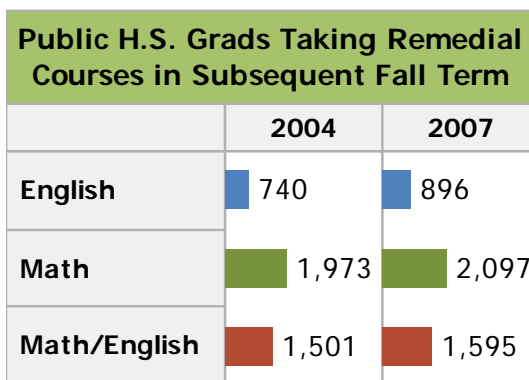
# ACHE - Summary of Fall Enrollment at Alabama 2-Year Public Institutions



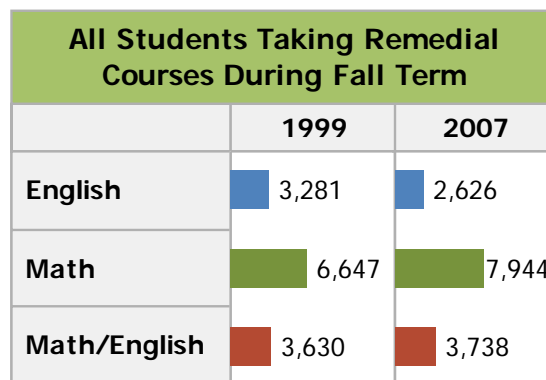
Data indicates a 10% increase in full-time enrollment and a 14% increase in part-time enrollment from Fall 1999 through Fall 2007.



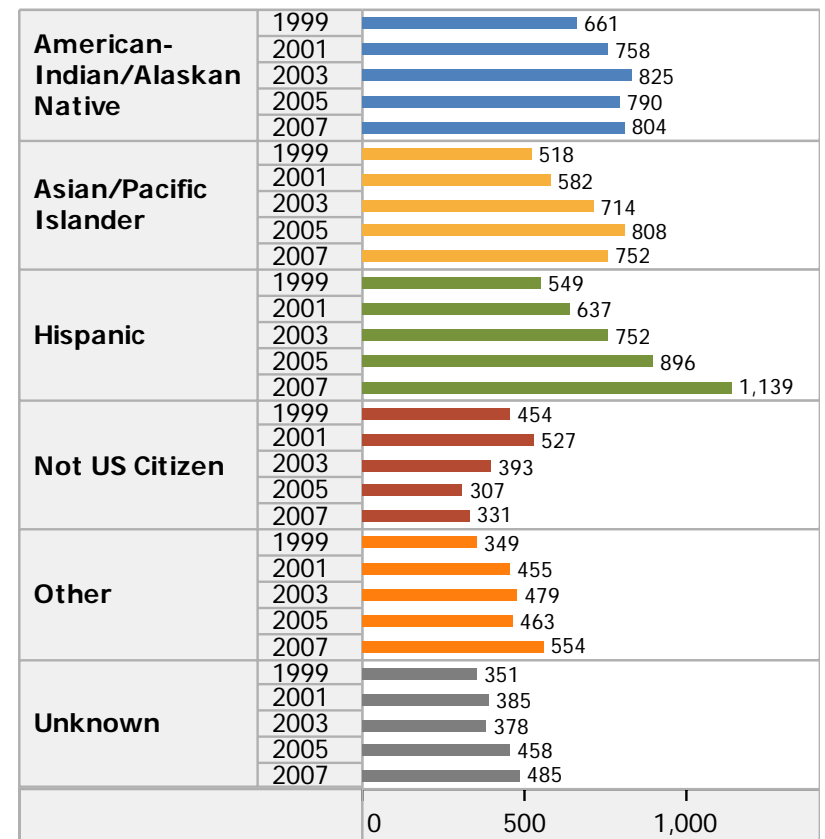
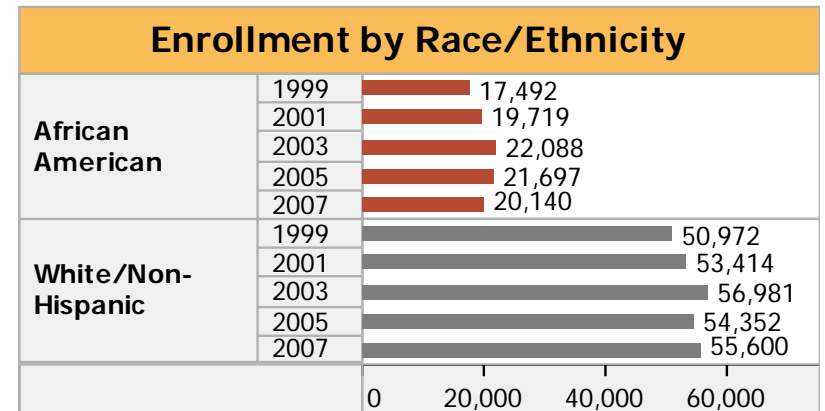
Data depicts an 18% increase in enrollment for women and a 4% increase in enrollment for men from Fall 1999 through Fall 2007.



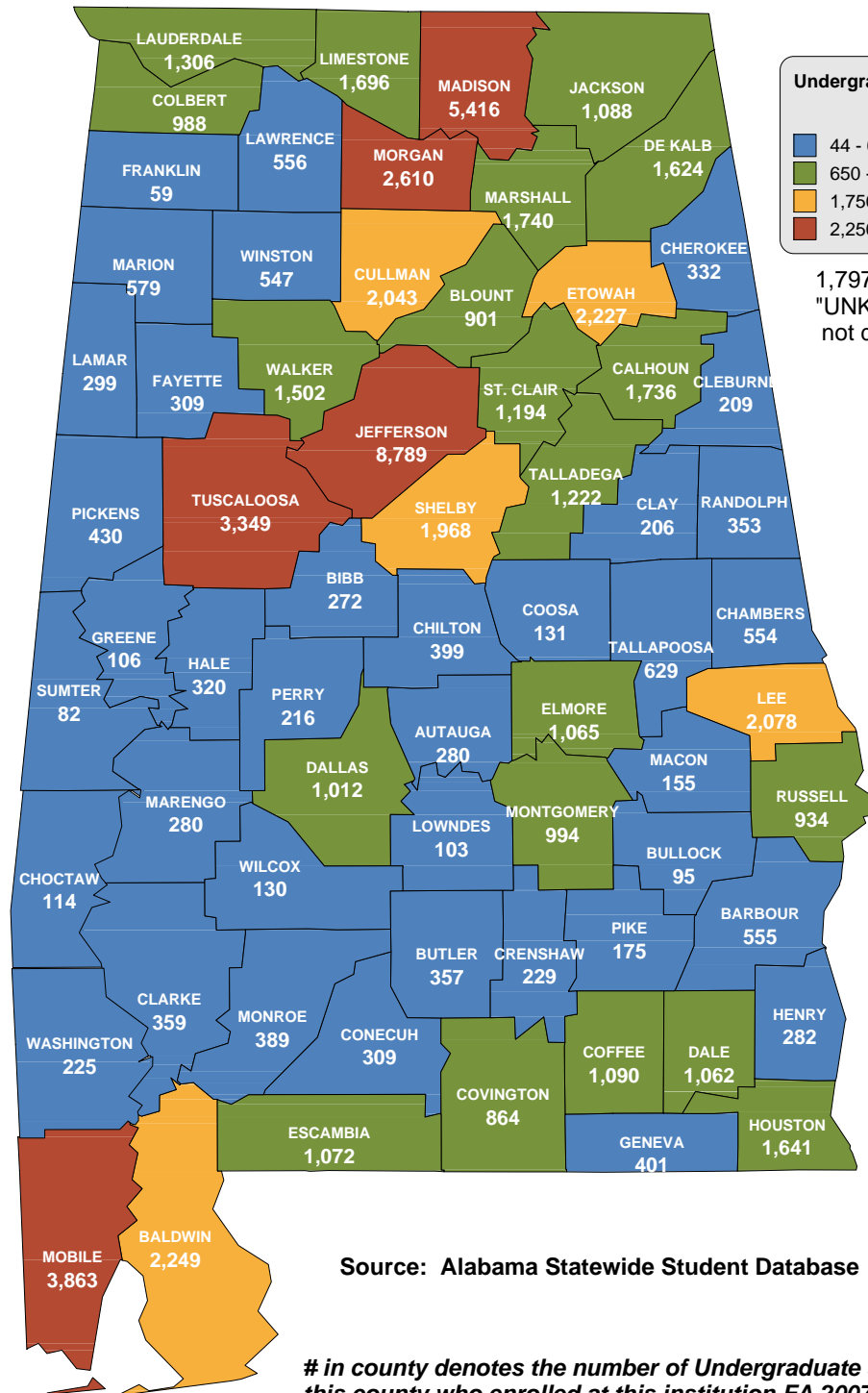
Source: Statewide Student Database High School Reports 2004 and 2007.



The majority of remedial assistance is required in Math.



Overall enrollment increased 12% from Fall 1999 through Fall 2007.



**Undergraduate Students by County  
Fall 2007**

- 44 - 650
- 650 - 1,750
- 1,750 - 2,250
- 2,250 - 10,000

1,797 students with an "UNKNOWN" county are not depicted on this map.

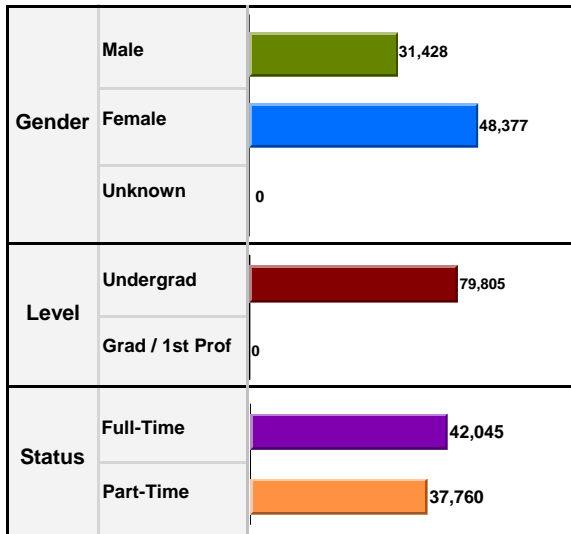
# ALL ALABAMA PUBLIC 2-YEAR INSTITUTIONS

Source: Alabama Statewide Student Database

# in county denotes the number of Undergraduate students from this county who enrolled at this institution FA 2007.

## Enrollment

Total Enrollment ..... 79,805



## Students Enrolled in Remedial Courses

Math Only ..... 7,944  
 English Only ..... 2,626  
 Math & English ..... 3,738

## Enrollment by Type of Tuition Paid

**In-State**  
 Undergraduate ..... 75,500  
 Graduate ..... 0  
**Out-of-State**  
 Undergraduate ..... 1,992  
 Graduate ..... 0  
**Non-Resident Exempt, paying In-State**  
 Undergraduate ..... 2,313  
 Graduate ..... 0

## Financial Aid

Received ..... 38,474  
 Not Received ..... 41,331


## Migration within Alabama Public Institutions

Transfer In ..... 3,504  
 Transfer Out ..... 7,614



Fall 2007  
ALABAMA

## Two-Year Public Institutions



Institutional Student Profiles  
 Alabama Commission on Higher Education  
[www.ache.alabama.gov](http://www.ache.alabama.gov)

Source: Alabama Statewide Student Database  
 Includes Credit Students Only

## Origins of All Students

Florida ..... 619  
 Georgia ..... 1,329  
 Mississippi ..... 279  
 Tennessee ..... 318  
 Other US States and Territories ..... 667  
 Non-US ..... 4,447  
 From Alabama ..... 72,146

## Top Five Alabama Counties - Undergraduate Students

Jefferson ..... 11%  
 Madison ..... 7%  
 Mobile ..... 5%  
 Tuscaloosa ..... 4%  
 Baldwin ..... 3%

## Top Five Alabama Public - Feeder High Schools

# of 2006-07 H.S. Graduates Enrolled..... 10,648  
 Tuscaloosa County .... Tuscaloosa County 128  
 Enterprise ..... Enterprise City ..... 126  
 Sparkman ..... Madison County ..... 99  
 Benjamin Russell ..... Alexander City ..... 94  
 Bob Jones ..... Madison City ..... 93

## Summary of 2006-2007 Completions

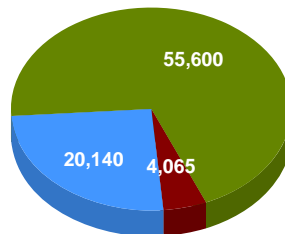
<1 Year ..... 1,981  
 <2 Year ..... 2,043  
 Assoc ..... 6,970  
 <4 Year ..... 0  
 Bacc ..... 0  
 Post Bacc ..... 0  
 Master's ..... 0  
 Post-Master's ..... 0  
 Doctoral ..... 0  
 1st Prof ..... 0

## Retention of 1st Time Degree-Seeking Freshmen

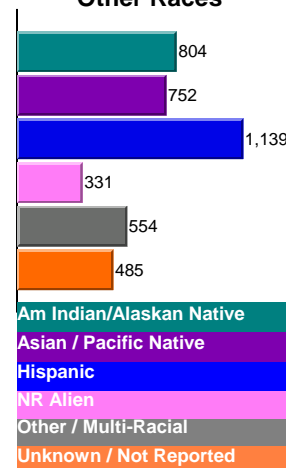
# of Fall 2006 Cohort Students..... 17,366  
 Enrolled or Completed Same Inst. FA 2007... 51%  
 Enrolled Other AL Public Inst. FA 2007 ..... 6%

## Race/Ethnicity

Race Summary



Expanded Detail of  
Other Races

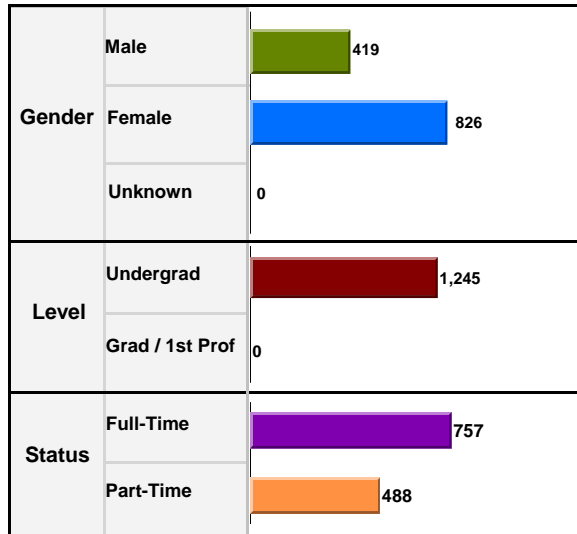


African Am/Non-Hispanic  
 White / Non-Hispanic  
 Other Races

Am Indian/Alaskan Native  
 Asian / Pacific Native  
 Hispanic  
 NR Alien  
 Other / Multi-Racial  
 Unknown / Not Reported

## Enrollment

Total Enrollment ..... 1,245



## Students Enrolled in Remedial Courses

Math Only ..... 132  
 English Only ..... 102  
 Math & English ..... 73

## Enrollment by Type of Tuition Paid

**In-State**  
 Undergraduate ..... 1,193  
 Graduate ..... 0  
**Out-of-State**  
 Undergraduate ..... 47  
 Graduate ..... 0  
**Non-Resident Exempt, paying In-State**  
 Undergraduate ..... 5  
 Graduate ..... 0

## Financial Aid

Received ..... 783  
 Not Received ..... 462

## Migration within Alabama Public Institutions

Transfer In ..... 55  
 Transfer Out ..... 185



Fall 2007  
 Monroeville, AL

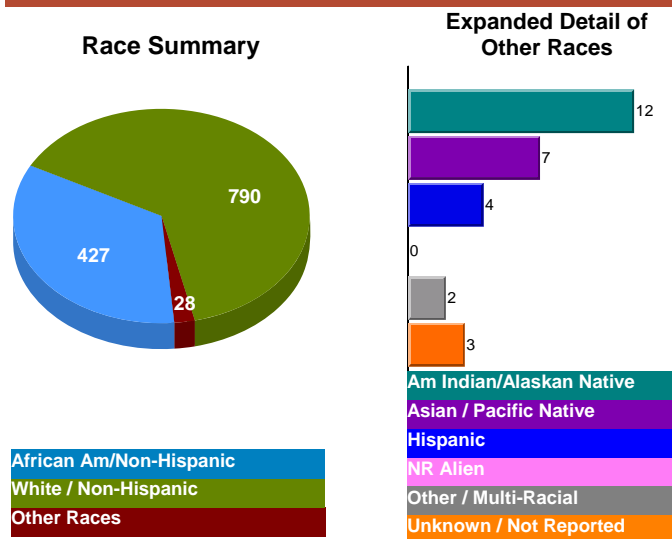
## Alabama Southern Community College



Institutional Student Profiles  
 Alabama Commission on Higher Education  
[www.ache.alabama.gov](http://www.ache.alabama.gov)

Source: Alabama Statewide Student Database  
 Includes Credit Students Only

## Race/Ethnicity



## Origins of All Students

Florida ..... 28  
 Georgia ..... 11  
 Mississippi ..... 8  
 Tennessee ..... 0  
 Other US States and Territories ..... 5  
 Non-US ..... 206  
 From Alabama ..... 987

## Top Five Alabama Counties - Undergraduate Students

Clarke ..... 22%  
 Monroe ..... 16%  
 Marengo ..... 13%  
 Washington ..... 8%  
 Choctaw ..... 6%

## Top Five Alabama Public - Feeder High Schools

# of 2006-07 H.S. Graduates Enrolled..... 219  
 Monroe County ..... Monroe County ..... 29  
 Thomasville ..... Thomasville City ..... 27  
 Excel ..... Monroe County ..... 21  
 Clarke County ..... Clarke County ..... 16  
 Demopolis ..... Demopolis City ..... 14

## Summary of 2006-2007 Completions

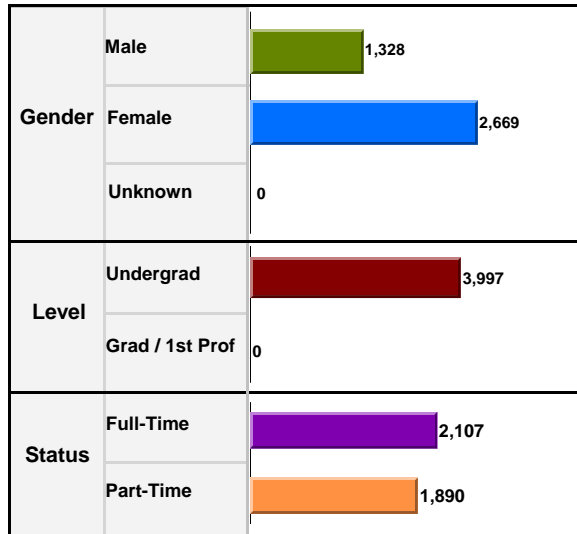
<1 Year ..... 21  
 <2 Year ..... 36  
 Assoc ..... 144  
 <4 Year ..... 0  
 Bacc ..... 0  
 Post Bacc ..... 0  
 Master's ..... 0  
 Post-Master's ..... 0  
 Doctoral ..... 0  
 1st Prof ..... 0

## Retention of 1st Time Degree-Seeking Freshmen

# of Fall 2006 Cohort Students..... 386  
 Enrolled or Completed Same Inst. FA 2007... 50%  
 Enrolled Other AL Public Inst. FA 2007..... 8%

## Enrollment

Total Enrollment ..... 3,997



## Students Enrolled in Remedial Courses

Math Only ..... 512  
 English Only ..... 147  
 Math & English ..... 208

## Enrollment by Type of Tuition Paid

**In-State**  
 Undergraduate ..... 3,791  
 Graduate ..... 0  
**Out-of-State**  
 Undergraduate ..... 86  
 Graduate ..... 0  
**Non-Resident Exempt, paying In-State**  
 Undergraduate ..... 120  
 Graduate ..... 0

## Financial Aid

Received ..... 1,668  
 Not Received ..... 2,329

## Migration within Alabama Public Institutions

Transfer In ..... 149  
 Transfer Out ..... 216



Fall 2007  
 Sumiton, AL

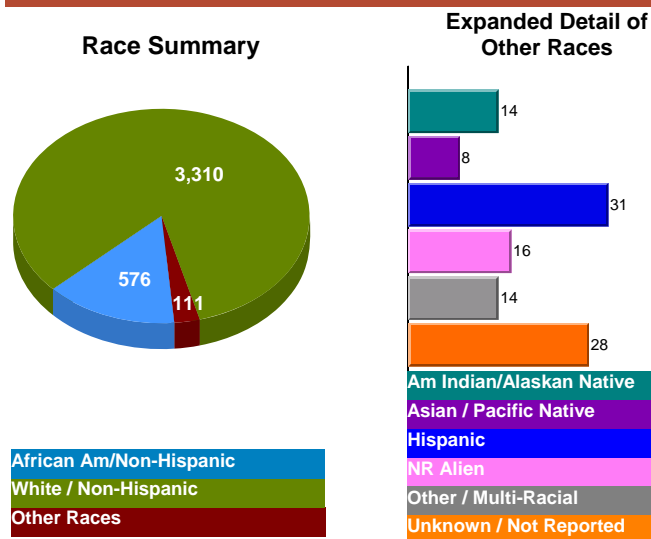
## Bevill State Community College



Institutional Student Profiles  
 Alabama Commission on Higher Education  
[www.ache.alabama.gov](http://www.ache.alabama.gov)

Source: Alabama Statewide Student Database  
 Includes Credit Students Only

## Race/Ethnicity



## Origins of All Students

Florida ..... 5  
 Georgia ..... 20  
 Mississippi ..... 133  
 Tennessee ..... 0  
 Other US States and Territories ..... 24  
 Non-US ..... 438  
 From Alabama ..... 3,377

## Top Five Alabama Counties - Undergraduate Students

Walker ..... 33%  
 Marion ..... 12%  
 Jefferson ..... 11%  
 Fayette ..... 7%  
 Lamar ..... 6%

## Top Five Alabama Public - Feeder High Schools

# of 2006-07 H.S. Graduates Enrolled..... 706  
 Walker ..... Jasper City ..... 87  
 Curry ..... Walker County ..... 60  
 Hamilton ..... Marion County ..... 42  
 Dora ..... Walker County ..... 31  
 Carbon Hill ..... Walker County ..... 30

## Summary of 2006-2007 Completions

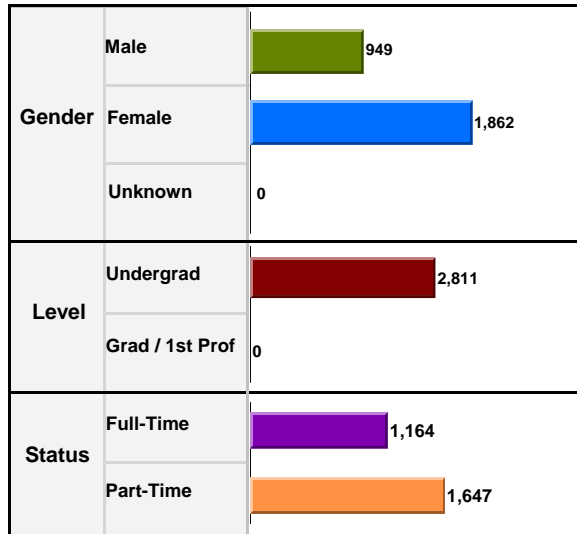
<1 Year ..... 202  
 <2 Year ..... 152  
 Assoc ..... 438  
 <4 Year ..... 0  
 Bacc ..... 0  
 Post Bacc ..... 0  
 Master's ..... 0  
 Post-Master's ..... 0  
 Doctoral ..... 0  
 1st Prof ..... 0

## Retention of 1st Time Degree-Seeking Freshmen

# of Fall 2006 Cohort Students..... 881  
 Enrolled or Completed Same Inst. FA 2007... 54%  
 Enrolled Other AL Public Inst. FA 2007..... 6%

## Enrollment

Total Enrollment ..... 2,811



## Students Enrolled in Remedial Courses

Math Only ..... 284  
 English Only ..... 73  
 Math & English ..... 151

## Enrollment by Type of Tuition Paid

**In-State**  
 Undergraduate ..... 2,684  
 Graduate ..... 0  
**Out-of-State**  
 Undergraduate ..... 95  
 Graduate ..... 0  
**Non-Resident Exempt, paying In-State**  
 Undergraduate ..... 32  
 Graduate ..... 0

## Financial Aid

Received ..... 1,923  
 Not Received ..... 888

## Migration within Alabama Public Institutions

Transfer In ..... 79  
 Transfer Out ..... 334



Fall 2007  
 Mobile, AL

## Bishop State Community College

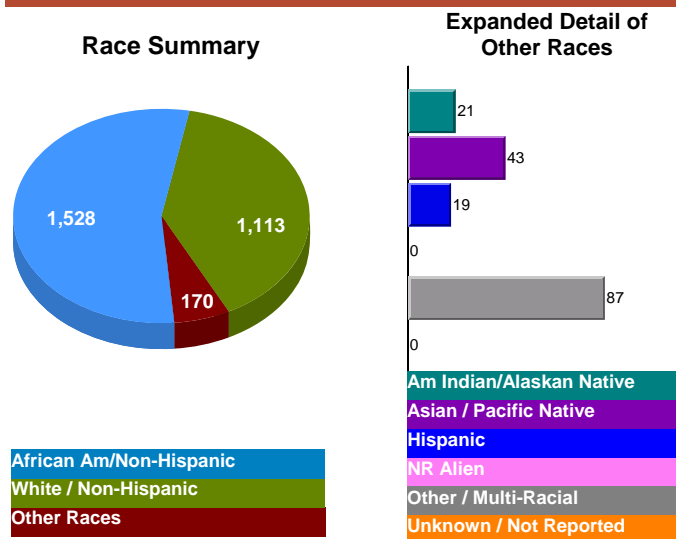


## Institutional Student Profiles Alabama Commission on Higher Education

[www.ache.alabama.gov](http://www.ache.alabama.gov)

Source: Alabama Statewide Student Database  
 Includes Credit Students Only

## Race/Ethnicity



## Origins of All Students

Florida ..... 12  
 Georgia ..... 2  
 Mississippi ..... 24  
 Tennessee ..... 0  
 Other US States and Territories ..... 7  
 Non-US ..... 55  
 From Alabama ..... 2,711

## Top Five Alabama Counties - Undergraduate Students

Mobile ..... 91%  
 Baldwin ..... 2%  
 Washington ..... 1%  
 UNKNOWN ALABAMA COUNTIES ..... 1%  
 Clarke ..... 0%

## Top Five Alabama Public - Feeder High Schools

# of 2006-07 H.S. Graduates Enrolled..... 205  
 Lillie B Williamson ..... Mobile County ..... 27  
 CF Vigor ..... Mobile County ..... 23  
 John L Leflore Prep. ... Mobile County ..... 22  
 WP Davidson ..... Mobile County ..... 20  
 Mattie T Blount ..... Mobile County ..... 19

## Summary of 2006-2007 Completions

<1 Year ..... 92  
 <2 Year ..... 101  
 Assoc ..... 333  
 <4 Year ..... 0  
 Bacc ..... 0  
 Post Bacc ..... 0  
 Master's ..... 0  
 Post-Master's ..... 0  
 Doctoral ..... 0  
 1st Prof ..... 0

## Retention of 1st Time Degree-Seeking Freshmen

# of Fall 2006 Cohort Students..... 588  
 Enrolled or Completed Same Inst. FA 2007... 33%  
 Enrolled Other AL Public Inst. FA 2007..... 4%

## Enrollment

Total Enrollment ..... 9,123

Gender	Male	3,925
	Female	5,198
	Unknown	0
Level	Undergrad	9,123
	Grad / 1st Prof	0
Status	Full-Time	3,778
	Part-Time	5,345

## Students Enrolled in Remedial Courses

Math Only .....	678
English Only .....	496
Math & English .....	451

## Enrollment by Type of Tuition Paid

<b>In-State</b>	
Undergraduate .....	8,412
Graduate .....	0
<b>Out-of-State</b>	
Undergraduate .....	155
Graduate .....	0
<b>Non-Resident Exempt, paying In-State</b>	
Undergraduate .....	556
Graduate .....	0

## Financial Aid

Received .....	0
Not Received .....	9,123

## Migration within Alabama Public Institutions

Transfer In .....	316
Transfer Out .....	910



Fall 2007  
Decatur, AL

## Calhoun State Community College



### Institutional Student Profiles

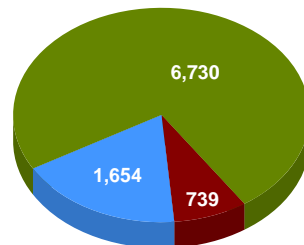
Alabama Commission on Higher Education

[www.ache.alabama.gov](http://www.ache.alabama.gov)

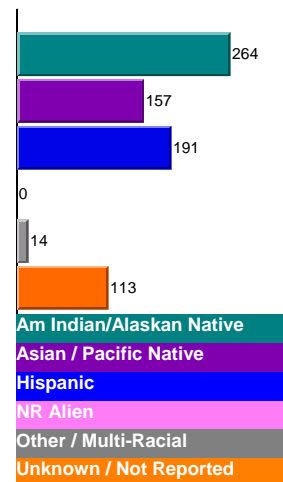
Source: Alabama Statewide Student Database  
Includes Credit Students Only

## Race/Ethnicity

Race Summary



Expanded Detail of Other Races



## Origins of All Students

Florida .....	2
Georgia .....	6
Mississippi .....	2
Tennessee .....	113
Other US States and Territories .....	17
Non-US .....	4
From Alabama .....	8,979

## Top Five Alabama Counties - Undergraduate Students

Madison .....	50%
Morgan .....	22%
Limestone .....	18%
Lawrence .....	3%
UNKNOWN ALABAMA COUNTIES .....	2%

## Top Five Alabama Public - Feeder High Schools

# of 2006-07 H.S. Graduates Enrolled..... 1,065

Sparkman .....	Madison County .....	88
Bob Jones .....	Madison City .....	76
Virgil Grissom .....	Huntsville City .....	69
Austin .....	Decatur City .....	66
Buckhorn .....	Madison County .....	58

## Summary of 2006-2007 Completions


<1 Year .....	138
<2 Year .....	79
Assoc .....	615
<4 Year .....	0
Bacc .....	0
Post Bacc .....	0
Master's .....	0
Post-Master's .....	0
Doctoral .....	0
1st Prof .....	0

## Retention of 1st Time Degree-Seeking Freshmen

# of Fall 2006 Cohort Students.....	1,508
Enrolled or Completed Same Inst. FA 2007...	50%
Enrolled Other AL Public Inst. FA 2007.....	6%

## Enrollment

Total Enrollment ..... 2,177



## Students Enrolled in Remedial Courses

Math Only ..... 290  
 English Only ..... 58  
 Math & English ..... 66

## Enrollment by Type of Tuition Paid

**In-State**  
 Undergraduate ..... 2,142  
 Graduate ..... 0  
**Out-of-State**  
 Undergraduate ..... 16  
 Graduate ..... 0  
**Non-Resident Exempt, paying In-State**  
 Undergraduate ..... 19  
 Graduate ..... 0

## Financial Aid

Received ..... 1,715  
 Not Received ..... 462

## Migration within Alabama Public Institutions

Transfer In ..... 73  
 Transfer Out ..... 260



Fall 2007  
 Alexander City, AL

## Central Alabama Community College



## Institutional Student Profiles

Alabama Commission on Higher Education

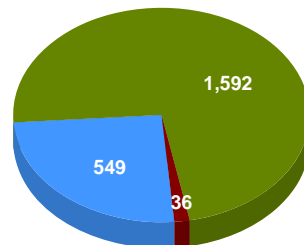
[www.ache.alabama.gov](http://www.ache.alabama.gov)

Source: Alabama Statewide Student Database

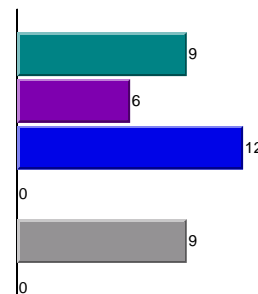
Includes Credit Students Only

## Race/Ethnicity

### Race Summary



### Expanded Detail of Other Races



## Origins of All Students

Florida ..... 0  
 Georgia ..... 7  
 Mississippi ..... 1  
 Tennessee ..... 2  
 Other US States and Territories ..... 6  
 Non-US ..... 600  
 From Alabama ..... 1,561

## Top Five Alabama Counties - Undergraduate Students

Talladega ..... 35%  
 Tallapoosa ..... 19%  
 Coosa ..... 5%  
 Shelby ..... 4%  
 UNKNOWN ALABAMA COUNTIES ..... 2%

## Top Five Alabama Public - Feeder High Schools

# of 2006-07 H.S. Graduates Enrolled..... 367  
 Benjamin Russell ..... Alexander City ..... 85  
 Sylacauga ..... Sylacauga City ..... 51  
 Childersburg ..... Talladega County ..... 29  
 Central ..... Coosa County ..... 18  
 Horseshoe Bend ..... Tallapoosa County ..... 18

## Summary of 2006-2007 Completions

<1 Year ..... 4  
 <2 Year ..... 52  
 Assoc ..... 230  
 <4 Year ..... 0  
 Bacc ..... 0  
 Post Bacc ..... 0  
 Master's ..... 0  
 Post-Master's ..... 0  
 Doctoral ..... 0  
 1st Prof ..... 0

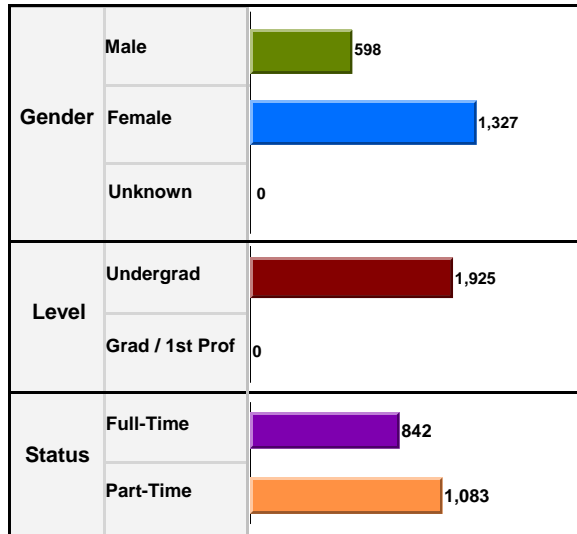
## Retention of 1st Time Degree-Seeking Freshmen

# of Fall 2006 Cohort Students..... 535  
 Enrolled or Completed Same Inst. FA 2007... 57%  
 Enrolled Other AL Public Inst. FA 2007..... 6%



## Enrollment

Total Enrollment ..... 1,925



## Students Enrolled in Remedial Courses

Math Only ..... 309  
 English Only ..... 34  
 Math & English ..... 111

## Enrollment by Type of Tuition Paid

**In-State**  
 Undergraduate ..... 1,343  
 Graduate ..... 0  
**Out-of-State**  
 Undergraduate ..... 66  
 Graduate ..... 0  
**Non-Resident Exempt, paying In-State**  
 Undergraduate ..... 516  
 Graduate ..... 0

## Financial Aid

Received ..... 1,245  
 Not Received ..... 680

## Migration within Alabama Public Institutions

Transfer In ..... 33  
 Transfer Out ..... 139

Fall 2007  
 Phenix City, AL

## Chattahoochee Valley Community College



Institutional Student Profiles  
 Alabama Commission on Higher Education  
[www.ache.alabama.gov](http://www.ache.alabama.gov)

Source: Alabama Statewide Student Database  
 Includes Credit Students Only

## Origins of All Students

Florida ..... 1  
 Georgia ..... 568  
 Mississippi ..... 0  
 Tennessee ..... 0  
 Other US States and Territories ..... 5  
 Non-US ..... 101  
 From Alabama ..... 1,250

## Top Five Alabama Counties - Undergraduate Students

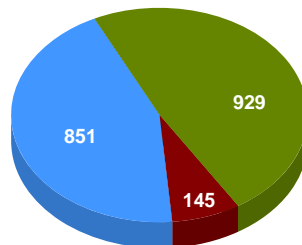
Russell ..... 43%  
 Lee ..... 18%  
 Chambers ..... 1%  
 Barbour ..... 0%  
 Bullock ..... 0%

## Top Five Alabama Public - Feeder High Schools

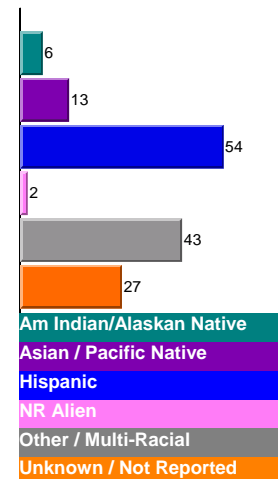
# of 2006-07 H.S. Graduates Enrolled..... 115  
 Smiths Station ..... Lee County ..... 38  
 Russell County ..... Russell County ..... 30  
 Central ..... Phenix City ..... 26  
 Bullock County ..... Bullock County ..... 6  
 Beulah ..... Lee County ..... 2

## Race/Ethnicity

Race Summary



Expanded Detail of Other Races



African Am/Non-Hispanic  
 White / Non-Hispanic  
 Other Races

## Summary of 2006-2007 Completions

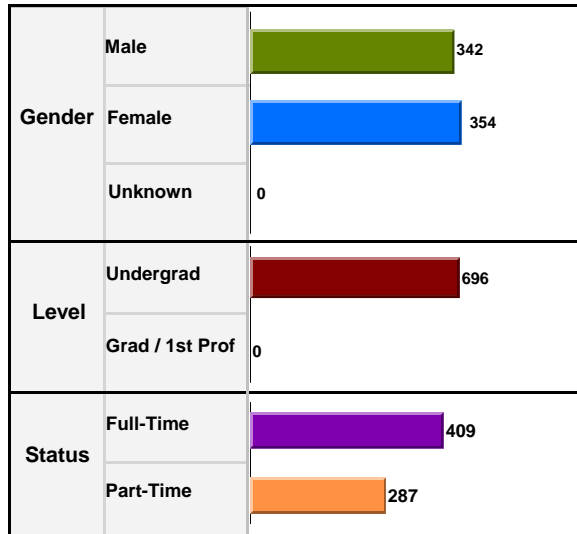
<1 Year ..... 6  
 <2 Year ..... 36  
 Assoc ..... 205  
 <4 Year ..... 0  
 Bacc ..... 0  
 Post Bacc ..... 0  
 Master's ..... 0  
 Post-Master's ..... 0  
 Doctoral ..... 0  
 1st Prof ..... 0

## Retention of 1st Time Degree-Seeking Freshmen

# of Fall 2006 Cohort Students..... 332  
 Enrolled or Completed Same Inst. FA 2007... 49%  
 Enrolled Other AL Public Inst. FA 2007..... 1%

## Enrollment

Total Enrollment ..... 696



## Students Enrolled in Remedial Courses

Math Only ..... 87  
 English Only ..... 20  
 Math & English ..... 31

## Enrollment by Type of Tuition Paid

**In-State**  
 Undergraduate ..... 670  
 Graduate ..... 0  
**Out-of-State**  
 Undergraduate ..... 16  
 Graduate ..... 0  
**Non-Resident Exempt, paying In-State**  
 Undergraduate ..... 10  
 Graduate ..... 0

## Financial Aid

Received ..... 494  
 Not Received ..... 202

## Migration within Alabama Public Institutions

Transfer In ..... 18  
 Transfer Out ..... 30



Fall 2007  
 Huntsville, AL

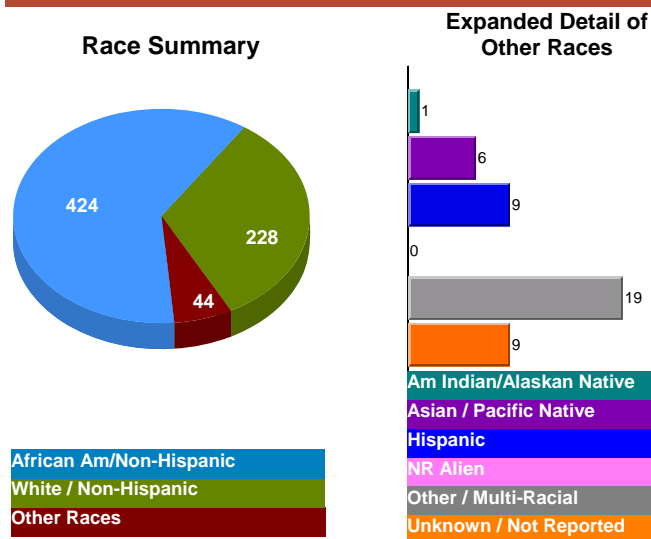
## Drake State Technical College



Institutional Student Profiles  
 Alabama Commission on Higher Education  
[www.ache.alabama.gov](http://www.ache.alabama.gov)

Source: Alabama Statewide Student Database  
 Includes Credit Students Only

## Race/Ethnicity



## Origins of All Students

Florida ..... 0  
 Georgia ..... 0  
 Mississippi ..... 0  
 Tennessee ..... 11  
 Other US States and Territories ..... 2  
 Non-US ..... 91  
 From Alabama ..... 592

## Top Five Alabama Counties - Undergraduate Students

Madison ..... 69%  
 Jackson ..... 9%  
 Morgan ..... 2%  
 Limestone ..... 1%  
 Marshall ..... 1%

## Top Five Alabama Public - Feeder High Schools

# of 2006-07 H.S. Graduates Enrolled..... 39  
 Lee ..... Huntsville City ..... 4  
 Scottsboro ..... Scottsboro City ..... 3  
 Section ..... Jackson County ..... 3  
 Skyline ..... Jackson County ..... 3  
 Sparkman ..... Madison County ..... 3

## Summary of 2006-2007 Completions

<1 Year ..... 18  
 <2 Year ..... 144  
 Assoc ..... 63  
 <4 Year ..... 0  
 Bacc ..... 0  
 Post Bacc ..... 0  
 Master's ..... 0  
 Post-Master's ..... 0  
 Doctoral ..... 0  
 1st Prof ..... 0

## Retention of 1st Time Degree-Seeking Freshmen

# of Fall 2006 Cohort Students..... 190  
 Enrolled or Completed Same Inst. FA 2007... 35%  
 Enrolled Other AL Public Inst. FA 2007..... 3%

## Enrollment

Total Enrollment ..... 2,190

Gender	Male	1,161
	Female	1,029
	Unknown	0
Level	Undergrad	2,190
	Grad / 1st Prof	0
Status	Full-Time	1,283
	Part-Time	907

## Students Enrolled in Remedial Courses

Math Only .....	135
English Only .....	61
Math & English .....	48

## Enrollment by Type of Tuition Paid

In-State	
Undergraduate .....	2,139
Graduate .....	0
Out-of-State	
Undergraduate .....	23
Graduate .....	0
Non-Resident Exempt, paying In-State	
Undergraduate .....	28
Graduate .....	0

## Financial Aid

Received .....	1,397
Not Received .....	793

## Migration within Alabama Public Institutions

Transfer In .....	127
Transfer Out .....	265



Fall 2007  
Enterprise, AL

## Enterprise-Ozark Community College



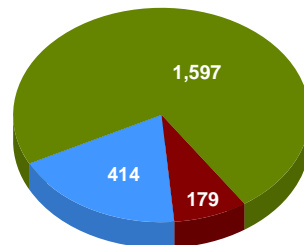
Institutional Student Profiles  
Alabama Commission on Higher Education

[www.ache.alabama.gov](http://www.ache.alabama.gov)

Source: Alabama Statewide Student Database  
Includes Credit Students Only

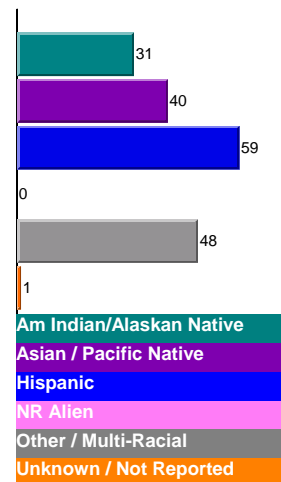
## Race/Ethnicity

Race Summary



African Am/Non-Hispanic
White / Non-Hispanic
Other Races

Expanded Detail of Other Races



Am Indian/Alaskan Native
Asian / Pacific Native
Hispanic
NR Alien
Other / Multi-Racial
Unknown / Not Reported

## Origins of All Students

Florida .....	33
Georgia .....	2
Mississippi .....	3
Tennessee .....	0
Other US States and Territories .....	8
Non-US .....	195
From Alabama .....	1,949

## Top Five Alabama Counties - Undergraduate Students

Coffee .....	37%
Dale .....	21%
Geneva .....	8%
Mobile .....	5%
Houston .....	4%

## Top Five Alabama Public - Feeder High Schools

# of 2006-07 H.S. Graduates Enrolled.....	338	
Enterprise .....	Enterprise City .....	114
Geneva .....	Geneva City .....	24
Daleville .....	Daleville City .....	19
New Brockton .....	Coffee County .....	16
George W Long .....	Dale County .....	14

## Summary of 2006-2007 Completions

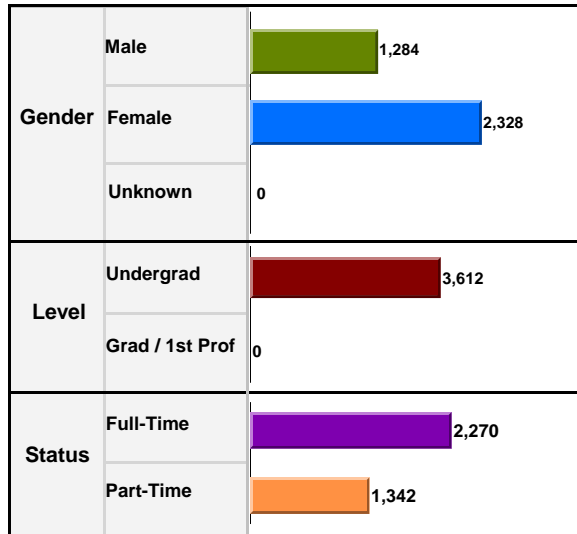
<1 Year .....	134
<2 Year .....	52
Assoc .....	206
<4 Year .....	0
Bacc .....	0
Post Bacc .....	0
Master's .....	0
Post-Master's .....	0
Doctoral .....	0
1st Prof .....	0

## Retention of 1st Time Degree-Seeking Freshmen

# of Fall 2006 Cohort Students.....	472
Enrolled or Completed Same Inst. FA 2007...	55%
Enrolled Other AL Public Inst. FA 2007.....	7%

## Enrollment

Total Enrollment ..... 3,612



## Students Enrolled in Remedial Courses

Math Only ..... 306  
 English Only ..... 150  
 Math & English ..... 163

## Enrollment by Type of Tuition Paid

**In-State**  
 Undergraduate ..... 3,542  
 Graduate ..... 0  
**Out-of-State**  
 Undergraduate ..... 41  
 Graduate ..... 0  
**Non-Resident Exempt, paying In-State**  
 Undergraduate ..... 29  
 Graduate ..... 0

## Financial Aid

Received ..... 2,205  
 Not Received ..... 1,407

## Migration within Alabama Public Institutions

Transfer In ..... 208  
 Transfer Out ..... 415

Fall 2007  
 Bay Minette, AL



## Faulkner State Community College



## Institutional Student Profiles

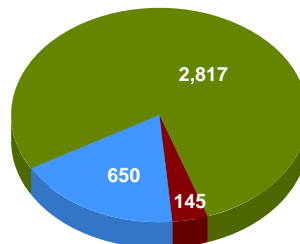
Alabama Commission on Higher Education

[www.ache.alabama.gov](http://www.ache.alabama.gov)

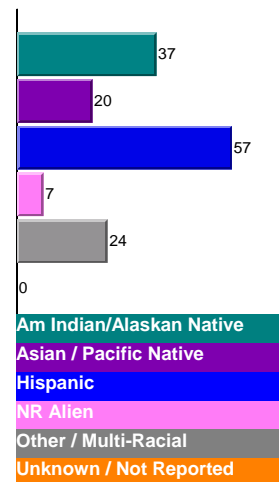
Source: Alabama Statewide Student Database  
 Includes Credit Students Only

## Race/Ethnicity

Race Summary



Expanded Detail of Other Races



## Origins of All Students

Florida ..... 37  
 Georgia ..... 4  
 Mississippi ..... 5  
 Tennessee ..... 2  
 Other US States and Territories ..... 18  
 Non-US ..... 250  
 From Alabama ..... 3,296

## Top Five Alabama Counties - Undergraduate Students

Baldwin ..... 55%  
 Mobile ..... 28%  
 Escambia ..... 3%  
 Washington ..... 2%  
 Monroe ..... 1%

## Top Five Alabama Public - Feeder High Schools

# of 2006-07 H.S. Graduates Enrolled..... 619  
 Daphne ..... Baldwin County ..... 65  
 Baldwin County ..... Baldwin County ..... 57  
 Robertsdale ..... Baldwin County ..... 55  
 Foley ..... Baldwin County ..... 53  
 Satsuma ..... Mobile County ..... 44

## Summary of 2006-2007 Completions

<1 Year ..... 3  
 <2 Year ..... 39  
 Assoc ..... 257  
 <4 Year ..... 0  
 Bacc ..... 0  
 Post Bacc ..... 0  
 Master's ..... 0  
 Post-Master's ..... 0  
 Doctoral ..... 0  
 1st Prof ..... 0

## Retention of 1st Time Degree-Seeking Freshmen

# of Fall 2006 Cohort Students..... 977  
 Enrolled or Completed Same Inst. FA 2007... 58%  
 Enrolled Other AL Public Inst. FA 2007..... 8%

## Enrollment

Total Enrollment ..... 5,517

Gender	Male	2,129
	Female	3,388
	Unknown	0
Level	Undergrad	5,517
	Grad / 1st Prof	0
Status	Full-Time	3,080
	Part-Time	2,437

## Students Enrolled in Remedial Courses

Math Only .....	641
English Only .....	142
Math & English .....	157

## Enrollment by Type of Tuition Paid

In-State	
Undergraduate .....	5,250
Graduate .....	0
Out-of-State	
Undergraduate .....	158
Graduate .....	0
Non-Resident Exempt, paying In-State	
Undergraduate .....	109
Graduate .....	0

## Financial Aid

Received .....	3,009
Not Received .....	2,508

## Migration within Alabama Public Institutions

Transfer In .....	258
Transfer Out .....	441



Fall 2007  
Gadsden, AL

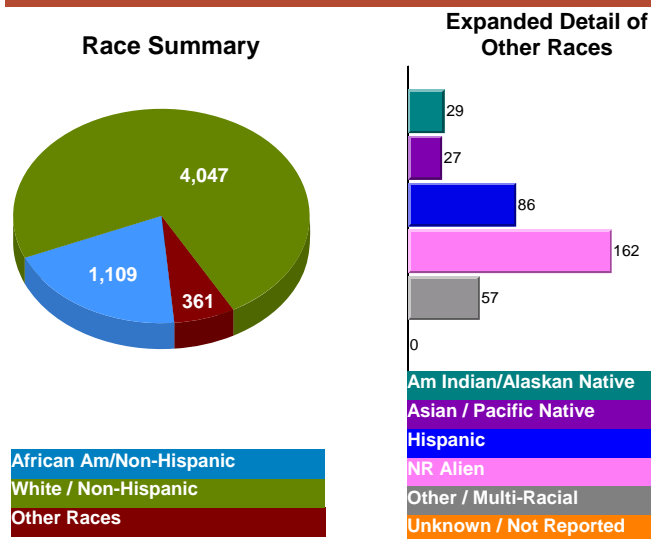
## Gadsden State Community College



Institutional Student Profiles  
Alabama Commission on Higher Education  
[www.ache.alabama.gov](http://www.ache.alabama.gov)

Source: Alabama Statewide Student Database  
Includes Credit Students Only

## Race/Ethnicity



## Origins of All Students

Florida .....	11
Georgia .....	59
Mississippi .....	1
Tennessee .....	12
Other US States and Territories .....	33
Non-US .....	126
From Alabama .....	5,275

## Top Five Alabama Counties - Undergraduate Students

Etowah .....	34%
Calhoun .....	30%
St Clair .....	5%
Talladega .....	5%
Cherokee .....	5%

## Top Five Alabama Public - Feeder High Schools

# of 2006-07 H.S. Graduates Enrolled.....	815	
Gadsden City .....	Gadsden City .....	67
Southside .....	Etowah County .....	66
Oxford .....	Oxford City .....	50
Etowah .....	Attalla City .....	44
Glencoe .....	Etowah County .....	40

## Summary of 2006-2007 Completions

<1 Year .....	167
<2 Year .....	176
Assoc .....	476
<4 Year .....	0
Bacc .....	0
Post Bacc .....	0
Master's .....	0
Post-Master's .....	0
Doctoral .....	0
1st Prof .....	0

## Retention of 1st Time Degree-Seeking Freshmen

# of Fall 2006 Cohort Students.....	1,163
Enrolled or Completed Same Inst. FA 2007...	53%
Enrolled Other AL Public Inst. FA 2007.....	4%

## Enrollment

Total Enrollment ..... 691

Gender	Male	552
	Female	139
	Unknown	0
Level	Undergrad	691
	Grad / 1st Prof	0
Status	Full-Time	467
	Part-Time	224

## Students Enrolled in Remedial Courses

Math Only .....	0
English Only .....	10
Math & English .....	55

## Enrollment by Type of Tuition Paid

<b>In-State</b>	
Undergraduate .....	691
Graduate .....	0
<b>Out-of-State</b>	
Undergraduate .....	0
Graduate .....	0
<b>Non-Resident Exempt, paying In-State</b>	
Undergraduate .....	0
Graduate .....	0

## Financial Aid

Received .....	394
Not Received .....	297

## Migration within Alabama Public Institutions

Transfer In .....	15
Transfer Out .....	1



Fall 2007  
Deatsville, AL

## Ingram State Technical College



## Institutional Student Profiles

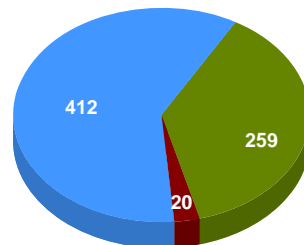
Alabama Commission on Higher Education

[www.ache.alabama.gov](http://www.ache.alabama.gov)

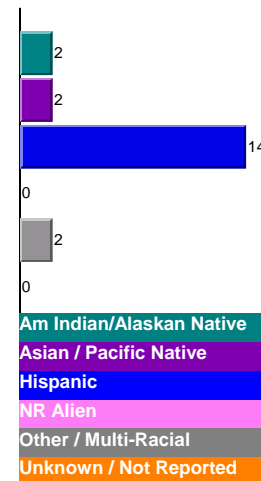
Source: Alabama Statewide Student Database  
Includes Credit Students Only

## Race/Ethnicity

Race Summary



Expanded Detail of Other Races



## Origins of All Students

Florida .....	0
Georgia .....	0
Mississippi .....	0
Tennessee .....	0
Other US States and Territories .....	0
Non-US .....	0
From Alabama .....	691

## Top Five Alabama Counties - Undergraduate Students

Elmore .....	98%
Bibb .....	0%
UNKNOWN ALABAMA COUNTIES .....	0%
Jefferson .....	0%
Chambers .....	0%

## Top Five Alabama Public - Feeder High Schools

# of 2006-07 H.S. Graduates Enrolled.....	N/A
.....	N/A
.....	N/A
.....	N/A
.....	N/A
.....	N/A

## Summary of 2006-2007 Completions

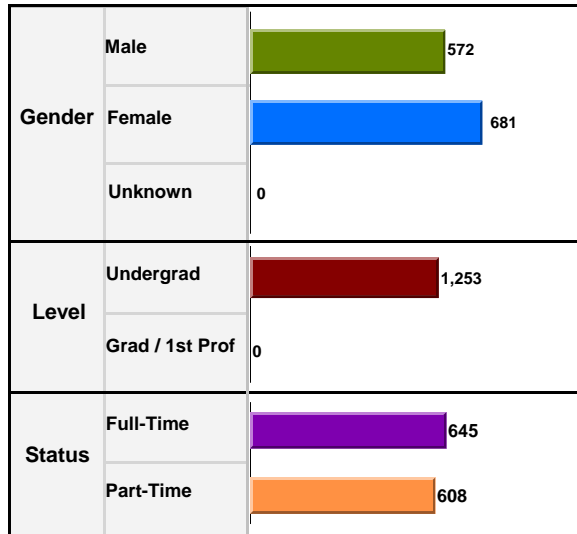
<1 Year .....	47
<2 Year .....	126
Assoc .....	25
<4 Year .....	0
Bacc .....	0
Post Bacc .....	0
Master's .....	0
Post-Master's .....	0
Doctoral .....	0
1st Prof .....	0

## Retention of 1st Time Degree-Seeking Freshmen

# of Fall 2006 Cohort Students.....	N/A
Enrolled or Completed Same Inst. FA 2007...	N/A
Enrolled Other AL Public Inst. FA 2007.....	N/A

## Enrollment

Total Enrollment ..... 1,253



## Students Enrolled in Remedial Courses

Math Only ..... 92  
 English Only ..... 43  
 Math & English ..... 58

## Enrollment by Type of Tuition Paid

**In-State**  
 Undergraduate ..... 1,051  
 Graduate ..... 0  
**Out-of-State**  
 Undergraduate ..... 11  
 Graduate ..... 0  
**Non-Resident Exempt, paying In-State**  
 Undergraduate ..... 191  
 Graduate ..... 0

## Financial Aid

Received ..... 1,029  
 Not Received ..... 224

## Migration within Alabama Public Institutions

Transfer In ..... 40  
 Transfer Out ..... 115



Fall 2007  
 Brewton, AL

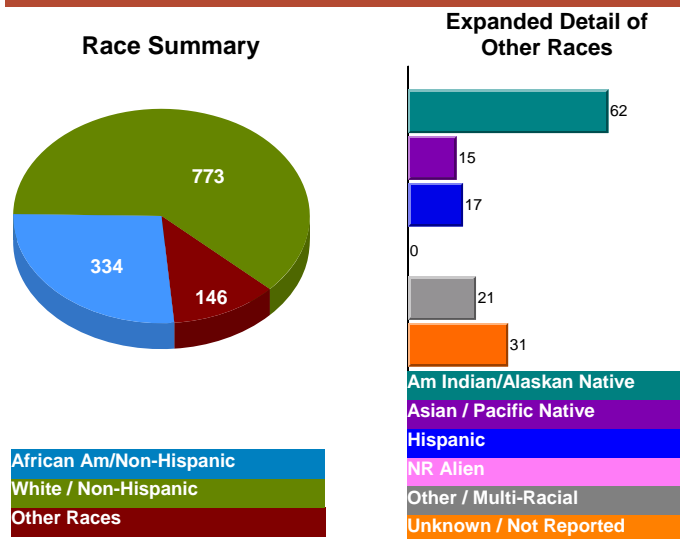
## Jefferson Davis Community College



Institutional Student Profiles  
 Alabama Commission on Higher Education  
[www.ache.alabama.gov](http://www.ache.alabama.gov)

Source: Alabama Statewide Student Database  
 Includes Credit Students Only

## Race/Ethnicity



## Origins of All Students

Florida ..... 194  
 Georgia ..... 2  
 Mississippi ..... 0  
 Tennessee ..... 0  
 Other US States and Territories ..... 4  
 Non-US ..... 44  
 From Alabama ..... 1,009

## Top Five Alabama Counties - Undergraduate Students

Escambia ..... 65%  
 Conecuh ..... 6%  
 Baldwin ..... 2%  
 Monroe ..... 2%  
 Mobile ..... 1%

## Top Five Alabama Public - Feeder High Schools

# of 2006-07 H.S. Graduates Enrolled..... 107  
 TR Miller ..... Brewton City ..... 29  
 W S Neal ..... Escambia County ..... 29  
 Flomaton ..... Escambia County ..... 13  
 Hillcrest ..... Conecuh County ..... 11  
 Escambia County ..... Escambia County ..... 7

## Summary of 2006-2007 Completions

<1 Year ..... 53  
 <2 Year ..... 90  
 Assoc ..... 101  
 <4 Year ..... 0  
 Bacc ..... 0  
 Post Bacc ..... 0  
 Master's ..... 0  
 Post-Master's ..... 0  
 Doctoral ..... 0  
 1st Prof ..... 0

## Retention of 1st Time Degree-Seeking Freshmen

# of Fall 2006 Cohort Students..... 304  
 Enrolled or Completed Same Inst. FA 2007... 51%  
 Enrolled Other AL Public Inst. FA 2007..... 5%

## Enrollment

Total Enrollment ..... 7,960

Gender	Male	3,085
	Female	4,875
	Unknown	0
Level	Undergrad	7,960
	Grad / 1st Prof	0
Status	Full-Time	3,190
	Part-Time	4,770

## Students Enrolled in Remedial Courses

Math Only .....	866
English Only .....	258
Math & English .....	343

## Enrollment by Type of Tuition Paid

In-State	
Undergraduate .....	7,721
Graduate .....	0
Out-of-State	
Undergraduate .....	230
Graduate .....	0
Non-Resident Exempt, paying In-State	
Undergraduate .....	9
Graduate .....	0

## Financial Aid

Received .....	2,968
Not Received .....	4,992

## Migration within Alabama Public Institutions

Transfer In .....	508
Transfer Out .....	981



Fall 2007  
Birmingham, AL

## Jefferson State Community College



## Institutional Student Profiles

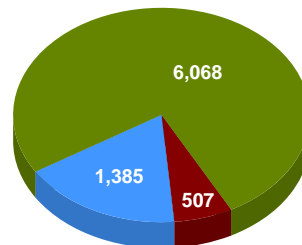
Alabama Commission on Higher Education

[www.ache.alabama.gov](http://www.ache.alabama.gov)

Source: Alabama Statewide Student Database  
Includes Credit Students Only

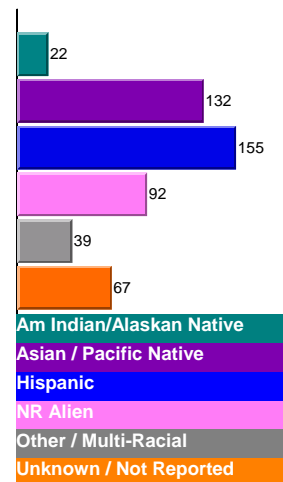
## Race/Ethnicity

### Race Summary



African Am/Non-Hispanic
White / Non-Hispanic
Other Races

### Expanded Detail of Other Races



## Origins of All Students

Florida .....	44
Georgia .....	40
Mississippi .....	14
Tennessee .....	19
Other US States and Territories .....	135
Non-US .....	192
From Alabama .....	7,516

## Top Five Alabama Counties - Undergraduate Students

Jefferson .....	57%
Shelby .....	20%
St Clair .....	10%
Blount .....	2%
Talladega .....	1%

## Top Five Alabama Public - Feeder High Schools

# of 2006-07 H.S. Graduates Enrolled.....	765	
Hewitt-Trussville .....	Trussville City .....	53
Hoover .....	Hoover City .....	49
Pelham .....	Shelby County .....	47
Clay-Chalkville .....	Jefferson County .....	46
Oak Mountain .....	Shelby County .....	32

## Summary of 2006-2007 Completions

<1 Year .....	121
<2 Year .....	29
Assoc .....	595
<4 Year .....	0
Bacc .....	0
Post Bacc .....	0
Master's .....	0
Post-Master's .....	0
Doctoral .....	0
1st Prof .....	0

## Retention of 1st Time Degree-Seeking Freshmen

# of Fall 2006 Cohort Students.....	1,269
Enrolled or Completed Same Inst. FA 2007...	48%
Enrolled Other AL Public Inst. FA 2007.....	8%



## Enrollment

Total Enrollment ..... 3,323

Gender	Male	1,197
	Female	2,126
	Unknown	0
Level	Undergrad	3,323
	Grad / 1st Prof	0
Status	Full-Time	1,713
	Part-Time	1,610

## Students Enrolled in Remedial Courses

Math Only .....	397
English Only .....	112
Math & English .....	324

## Enrollment by Type of Tuition Paid

In-State	
Undergraduate .....	3,282
Graduate .....	0
Out-of-State	
Undergraduate .....	41
Graduate .....	0
Non-Resident Exempt, paying In-State	
Undergraduate .....	0
Graduate .....	0

## Financial Aid

Received .....	2,318
Not Received .....	1,005

## Migration within Alabama Public Institutions

Transfer In .....	175
Transfer Out .....	163



Fall 2007  
Birmingham, AL

## Lawson State Community College

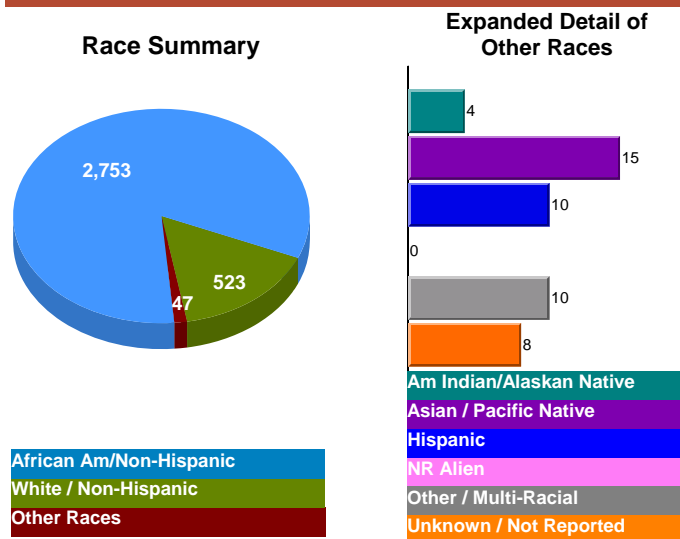


Institutional Student Profiles  
Alabama Commission on Higher Education

[www.ache.alabama.gov](http://www.ache.alabama.gov)

Source: Alabama Statewide Student Database  
Includes Credit Students Only

## Race/Ethnicity



## Origins of All Students

Florida .....	1
Georgia .....	4
Mississippi .....	1
Tennessee .....	3
Other US States and Territories .....	5
Non-US .....	496
From Alabama .....	2,813

## Top Five Alabama Counties - Undergraduate Students

Jefferson .....	76%
Shelby .....	2%
Tuscaloosa .....	1%
UNKNOWN ALABAMA COUNTIES .....	1%
Bibb .....	1%

## Top Five Alabama Public - Feeder High Schools

# of 2006-07 H.S. Graduates Enrolled.....	351	
Parker .....	Birmingham City .....	29
Jackson-Olin .....	Birmingham City .....	27
Wenonah .....	Birmingham City .....	24
Jess Lanier .....	Bessemer City .....	23
G. Washington Carver .....	Birmingham City .....	20

## Summary of 2006-2007 Completions

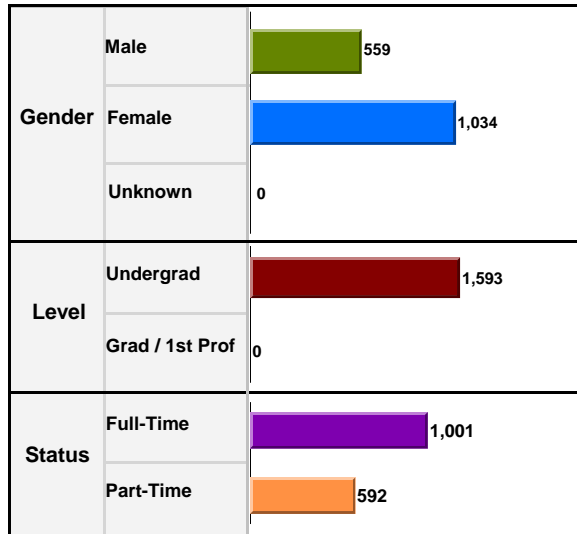
<1 Year .....	220
<2 Year .....	106
Assoc .....	192
<4 Year .....	0
Bacc .....	0
Post Bacc .....	0
Master's .....	0
Post-Master's .....	0
Doctoral .....	0
1st Prof .....	0

## Retention of 1st Time Degree-Seeking Freshmen

# of Fall 2006 Cohort Students.....	720
Enrolled or Completed Same Inst. FA 2007...	44%
Enrolled Other AL Public Inst. FA 2007.....	3%

## Enrollment

Total Enrollment ..... 1,593



## Students Enrolled in Remedial Courses

Math Only .....	169
English Only .....	61
Math & English .....	71

## Enrollment by Type of Tuition Paid

In-State	
Undergraduate .....	1,527
Graduate .....	0
Out-of-State	
Undergraduate .....	21
Graduate .....	0
Non-Resident Exempt, paying In-State	
Undergraduate .....	45
Graduate .....	0

## Financial Aid

Received .....	1,093
Not Received .....	500

## Migration within Alabama Public Institutions

Transfer In .....	60
Transfer Out .....	245



Fall 2007  
Andalusia, AL

## Lurleen B. Wallace Community College



Institutional Student Profiles  
Alabama Commission on Higher Education

[www.ache.alabama.gov](http://www.ache.alabama.gov)

Source: Alabama Statewide Student Database  
Includes Credit Students Only

## Origins of All Students

Florida .....	51
Georgia .....	6
Mississippi .....	0
Tennessee .....	1
Other US States and Territories .....	0
Non-US .....	110
From Alabama .....	1,425

## Top Five Alabama Counties - Undergraduate Students

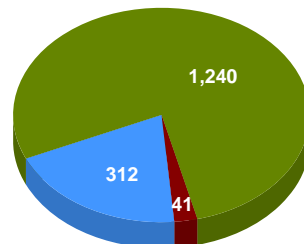
Covington .....	46%
Butler .....	14%
Crenshaw .....	12%
Coffee .....	8%
Geneva .....	2%

## Top Five Alabama Public - Feeder High Schools

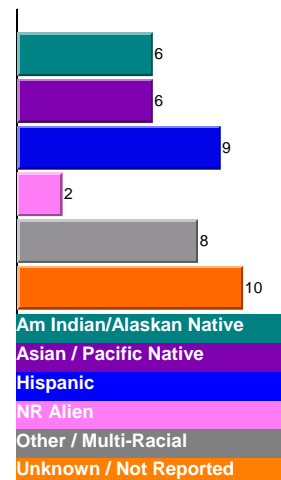
# of 2006-07 H.S. Graduates Enrolled.....	276	
Andalusia .....	Andalusia City .....	32
Opp .....	Opp City .....	32
Pleasant Home School .....	Covington County .....	30
Greenville .....	Butler County .....	25
Red Level .....	Covington County .....	24

## Race/Ethnicity

Race Summary



Expanded Detail of Other Races



## Summary of 2006-2007 Completions

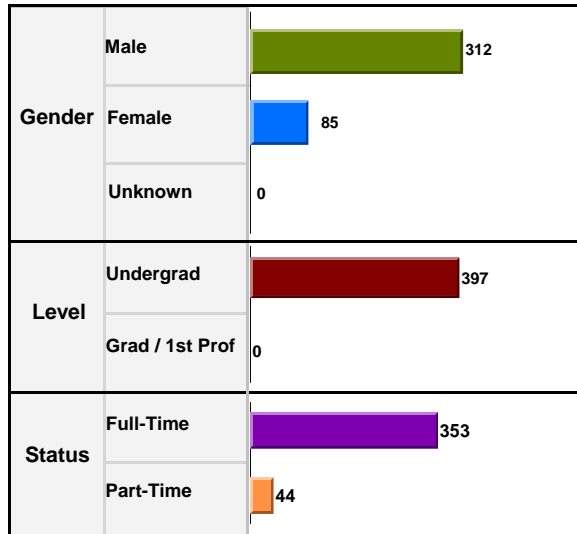
<1 Year .....	49
<2 Year .....	67
Assoc .....	190
<4 Year .....	0
Bacc .....	0
Post Bacc .....	0
Master's .....	0
Post-Master's .....	0
Doctoral .....	0
1st Prof .....	0

## Retention of 1st Time Degree-Seeking Freshmen

# of Fall 2006 Cohort Students.....	356
Enrolled or Completed Same Inst. FA 2007...	53%
Enrolled Other AL Public Inst. FA 2007.....	8%

## Enrollment

Total Enrollment ..... 397



## Students Enrolled in Remedial Courses

Math Only .....	25
English Only .....	17
Math & English .....	40

## Enrollment by Type of Tuition Paid

In-State	
Undergraduate .....	155
Graduate .....	0
Out-of-State	
Undergraduate .....	242
Graduate .....	0
Non-Resident Exempt, paying In-State	
Undergraduate .....	0
Graduate .....	0

## Financial Aid

Received .....	275
Not Received .....	122

## Migration within Alabama Public Institutions

Transfer In .....	0
Transfer Out .....	18

Fall 2007  
Marion, AL

## Marion Military Institute



## Institutional Student Profiles

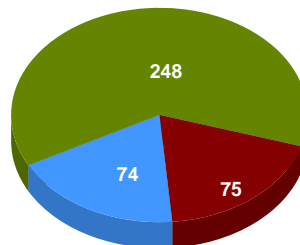
Alabama Commission on Higher Education

[www.ache.alabama.gov](http://www.ache.alabama.gov)

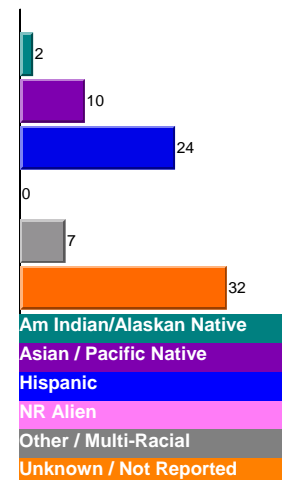
Source: Alabama Statewide Student Database  
Includes Credit Students Only

## Race/Ethnicity

Race Summary



Expanded Detail of Other Races



## Origins of All Students

Florida .....	38
Georgia .....	28
Mississippi .....	14
Tennessee .....	6
Other US States and Territories .....	148
Non-US .....	6
From Alabama .....	157

## Top Five Alabama Counties - Undergraduate Students

Perry .....	11%
Jefferson .....	3%
Madison .....	3%
Mobile .....	2%
Bibb .....	1%

## Top Five Alabama Public - Feeder High Schools

# of 2006-07 H.S. Graduates Enrolled.....	38	
Alma Bryant .....	Mobile County .....	3
Bibb County .....	Bibb County .....	3
Bob Jones .....	Madison City .....	3
Dallas County .....	Dallas County .....	2
Dothan .....	Dothan City .....	2

## Summary of 2006-2007 Completions

<1 Year .....	0
<2 Year .....	0
Assoc .....	41
<4 Year .....	0
Bacc .....	0
Post Bacc .....	0
Master's .....	0
Post-Master's .....	0
Doctoral .....	0
1st Prof .....	0

## Retention of 1st Time Degree-Seeking Freshmen

# of Fall 2006 Cohort Students.....	222
Enrolled or Completed Same Inst. FA 2007...	39%
Enrolled Other AL Public Inst. FA 2007.....	6%

## Enrollment

Total Enrollment ..... 2,513

Gender	Male	872
	Female	1,641
	Unknown	0
Level	Undergrad	2,513
	Grad / 1st Prof	0
Status	Full-Time	1,235
	Part-Time	1,278

## Students Enrolled in Remedial Courses

Math Only .....	174
English Only .....	67
Math & English .....	83

## Enrollment by Type of Tuition Paid

In-State	
Undergraduate .....	2,481
Graduate .....	0
Out-of-State	
Undergraduate .....	7
Graduate .....	0
Non-Resident Exempt, paying In-State	
Undergraduate .....	25
Graduate .....	0

## Financial Aid

Received .....	1,720
Not Received .....	793

## Migration within Alabama Public Institutions

Transfer In .....	28
Transfer Out .....	291



Fall 2007  
Rainsville, AL

## Northeast Alabama Community College



### Institutional Student Profiles

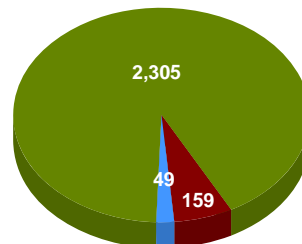
Alabama Commission on Higher Education

[www.ache.alabama.gov](http://www.ache.alabama.gov)

Source: Alabama Statewide Student Database  
Includes Credit Students Only

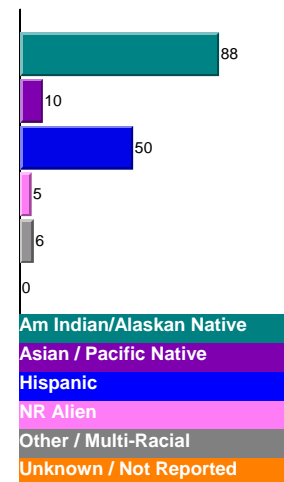
## Race/Ethnicity

### Race Summary



African Am/Non-Hispanic
White / Non-Hispanic
Other Races

### Expanded Detail of Other Races



## Origins of All Students

Florida .....	0
Georgia .....	22
Mississippi .....	0
Tennessee .....	6
Other US States and Territories .....	1
Non-US .....	54
From Alabama .....	2,430

## Top Five Alabama Counties - Undergraduate Students

Dekalb .....	49%
Jackson .....	36%
UNKNOWN ALABAMA COUNTIES .....	7%
Marshall .....	2%
Cherokee .....	1%

## Top Five Alabama Public - Feeder High Schools

# of 2006-07 H.S. Graduates Enrolled.....	415	
Fort Payne .....	Fort Payne City .....	53
Scottsboro .....	Scottsboro City .....	48
Plainview School .....	Dekalb County .....	32
Sylvania School .....	Dekalb County .....	30
Pisgah .....	Jackson County .....	29

## Summary of 2006-2007 Completions


<1 Year .....	64
<2 Year .....	44
Assoc .....	218
<4 Year .....	0
Bacc .....	0
Post Bacc .....	0
Master's .....	0
Post-Master's .....	0
Doctoral .....	0
1st Prof .....	0

## Retention of 1st Time Degree-Seeking Freshmen

# of Fall 2006 Cohort Students.....	236
Enrolled or Completed Same Inst. FA 2007...	56%
Enrolled Other AL Public Inst. FA 2007.....	4%

## Enrollment

Total Enrollment ..... 3,691



## Students Enrolled in Remedial Courses

Math Only ..... 446  
 English Only ..... 80  
 Math & English ..... 220

## Enrollment by Type of Tuition Paid

**In-State**  
 Undergraduate ..... 3,545  
 Graduate ..... 0  
**Out-of-State**  
 Undergraduate ..... 45  
 Graduate ..... 0  
**Non-Resident Exempt, paying In-State**  
 Undergraduate ..... 101  
 Graduate ..... 0

## Financial Aid

Received ..... 2,585  
 Not Received ..... 1,106

## Migration within Alabama Public Institutions

Transfer In ..... 153  
 Transfer Out ..... 374



Fall 2007  
 Muscle Shoals, AL

## Northwest-Shoals Community College



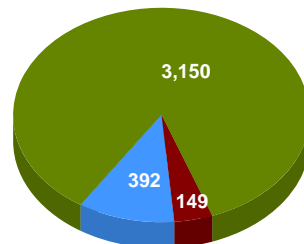
## Institutional Student Profiles Alabama Commission on Higher Education

[www.ache.alabama.gov](http://www.ache.alabama.gov)

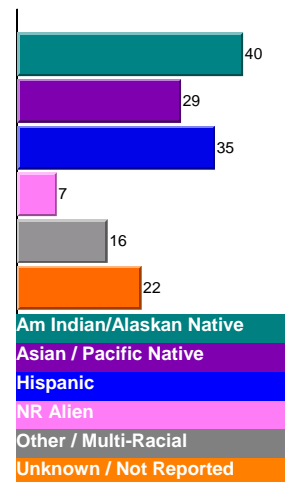
Source: Alabama Statewide Student Database  
 Includes Credit Students Only

## Race/Ethnicity

Race Summary



Expanded Detail of Other Races



## Origins of All Students

Florida ..... 1  
 Georgia ..... 3  
 Mississippi ..... 14  
 Tennessee ..... 102  
 Other US States and Territories ..... 16  
 Non-US ..... 74  
 From Alabama ..... 3,481

## Top Five Alabama Counties - Undergraduate Students

Lauderdale ..... 31%  
 Colbert ..... 25%  
 UNKNOWN ALABAMA COUNTIES ..... 21%  
 Lawrence ..... 6%  
 Winston ..... 6%

## Top Five Alabama Public - Feeder High Schools

# of 2006-07 H.S. Graduates Enrolled..... 628  
 Muscle Shoals ..... Muscle Shoals City .... 60  
 Russellville ..... Russellville City ..... 58  
 Florence ..... Florence City ..... 46  
 Wilson ..... Lauderdale County .... 42  
 Deshler ..... Tuscombua City ..... 33

## Summary of 2006-2007 Completions

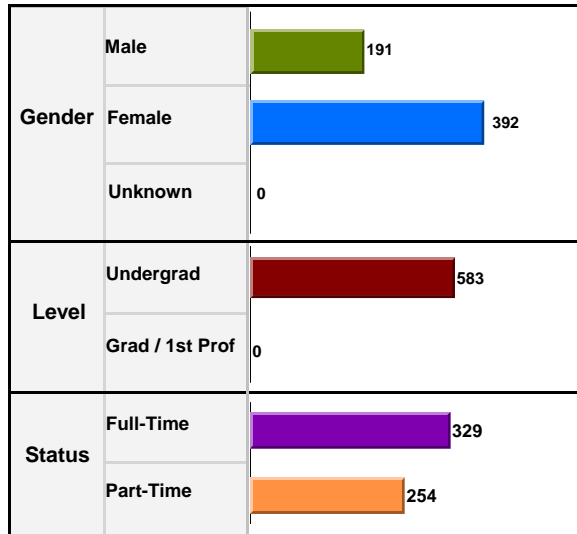
<1 Year ..... 51  
 <2 Year ..... 69  
 Assoc ..... 304  
 <4 Year ..... 0  
 Bacc ..... 0  
 Post Bacc ..... 0  
 Master's ..... 0  
 Post-Master's ..... 0  
 Doctoral ..... 0  
 1st Prof ..... 0

## Retention of 1st Time Degree-Seeking Freshmen

# of Fall 2006 Cohort Students..... 829  
 Enrolled or Completed Same Inst. FA 2007... 52%  
 Enrolled Other AL Public Inst. FA 2007..... 6%

## Enrollment

Total Enrollment ..... 583



## Students Enrolled in Remedial Courses

Math Only ..... 31  
 English Only ..... 9  
 Math & English ..... 24

## Enrollment by Type of Tuition Paid

**In-State**  
 Undergraduate ..... 570  
 Graduate ..... 0  
**Out-of-State**  
 Undergraduate ..... 0  
 Graduate ..... 0  
**Non-Resident Exempt, paying In-State**  
 Undergraduate ..... 13  
 Graduate ..... 0

## Financial Aid

Received ..... 536  
 Not Received ..... 47

## Migration within Alabama Public Institutions

Transfer In ..... 73  
 Transfer Out ..... 29



Fall 2007  
 Evergreen, AL

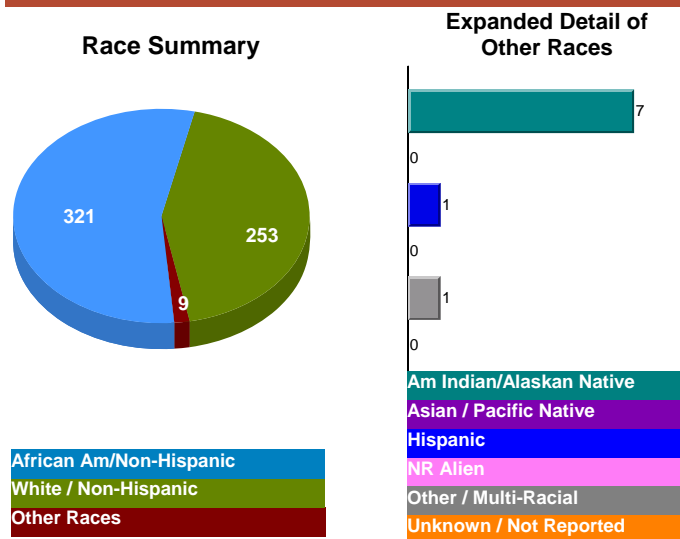
## Reid State Technical College



Institutional Student Profiles  
 Alabama Commission on Higher Education  
[www.ache.alabama.gov](http://www.ache.alabama.gov)

Source: Alabama Statewide Student Database  
 Includes Credit Students Only

## Race/Ethnicity



## Origins of All Students

Florida ..... 13  
 Georgia ..... 0  
 Mississippi ..... 0  
 Tennessee ..... 0  
 Other US States and Territories ..... 0  
 Non-US ..... 4  
 From Alabama ..... 566

## Top Five Alabama Counties - Undergraduate Students

Conecuh ..... 32%  
 Monroe ..... 22%  
 Escambia ..... 20%  
 Butler ..... 17%  
 Baldwin ..... 2%

## Top Five Alabama Public - Feeder High Schools

# of 2006-07 H.S. Graduates Enrolled..... 73  
 Georgiana ..... Butler County ..... 13  
 Hillcrest ..... Conecuh County ..... 10  
 Escambia County ..... Escambia County ..... 8  
 Greenville ..... Butler County ..... 7  
 Frisco City ..... Monroe County ..... 6

## Summary of 2006-2007 Completions

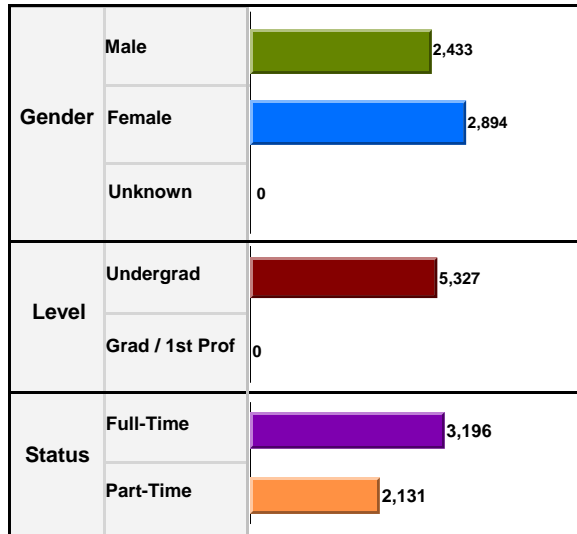
<1 Year ..... 42  
 <2 Year ..... 134  
 Assoc ..... 42  
 <4 Year ..... 0  
 Bacc ..... 0  
 Post Bacc ..... 0  
 Master's ..... 0  
 Post-Master's ..... 0  
 Doctoral ..... 0  
 1st Prof ..... 0

## Retention of 1st Time Degree-Seeking Freshmen

# of Fall 2006 Cohort Students..... 115  
 Enrolled or Completed Same Inst. FA 2007... 35%  
 Enrolled Other AL Public Inst. FA 2007..... 5%

## Enrollment

Total Enrollment ..... 5,327



## Students Enrolled in Remedial Courses

Math Only ..... 629  
 English Only ..... 148  
 Math & English ..... 344

## Enrollment by Type of Tuition Paid

**In-State**  
 Undergraduate ..... 5,061  
 Graduate ..... 0  
**Out-of-State**  
 Undergraduate ..... 244  
 Graduate ..... 0  
**Non-Resident Exempt, paying In-State**  
 Undergraduate ..... 22  
 Graduate ..... 0

## Financial Aid

Received ..... 0  
 Not Received ..... 5,327

## Migration within Alabama Public Institutions

Transfer In ..... 195  
 Transfer Out ..... 459

Fall 2007  
 Tuscaloosa, AL



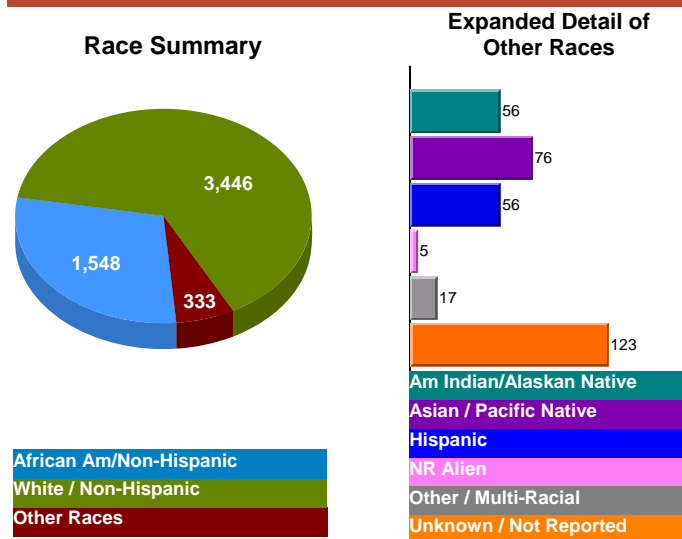
## Shelton State Community College



Institutional Student Profiles  
 Alabama Commission on Higher Education  
[www.ache.alabama.gov](http://www.ache.alabama.gov)

Source: Alabama Statewide Student Database  
 Includes Credit Students Only

## Race/Ethnicity



## Origins of All Students

Florida ..... 35  
 Georgia ..... 44  
 Mississippi ..... 45  
 Tennessee ..... 8  
 Other US States and Territories ..... 98  
 Non-US ..... 33  
 From Alabama ..... 5,064

## Top Five Alabama Counties - Undergraduate Students

Tuscaloosa ..... 59%  
 Jefferson ..... 6%  
 Hale ..... 5%  
 Bibb ..... 4%  
 Pickens ..... 3%

## Top Five Alabama Public - Feeder High Schools

# of 2006-07 H.S. Graduates Enrolled..... 872  
 Tuscaloosa County .... Tuscaloosa County ... 125  
 Hillcrest ..... Tuscaloosa County ... 75  
 Paul W Bryant High .... Tuscaloosa City ..... 58  
 Brookwood ..... Tuscaloosa County ... 47  
 Northridge ..... Tuscaloosa City ..... 42

## Summary of 2006-2007 Completions

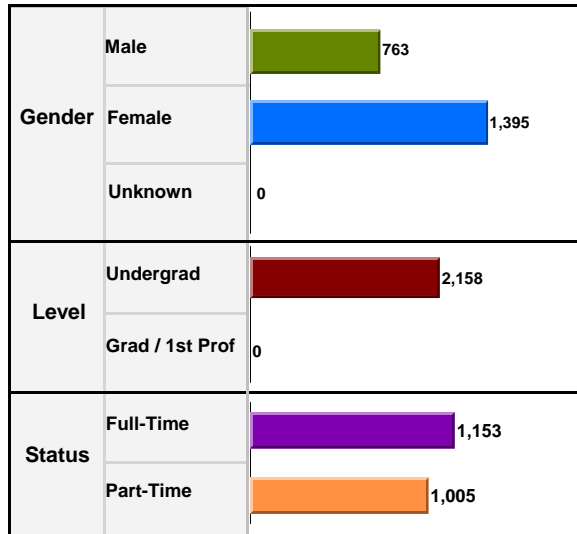
<1 Year ..... 92  
 <2 Year ..... 75  
 Assoc ..... 262  
 <4 Year ..... 0  
 Bacc ..... 0  
 Post Bacc ..... 0  
 Master's ..... 0  
 Post-Master's ..... 0  
 Doctoral ..... 0  
 1st Prof ..... 0

## Retention of 1st Time Degree-Seeking Freshmen

# of Fall 2006 Cohort Students..... 2,089  
 Enrolled or Completed Same Inst. FA 2007... 48%  
 Enrolled Other AL Public Inst. FA 2007..... 10%

## Enrollment

Total Enrollment ..... 2,158



## Students Enrolled in Remedial Courses

Math Only ..... 230  
 English Only ..... 69  
 Math & English ..... 70

## Enrollment by Type of Tuition Paid

**In-State**  
 Undergraduate ..... 2,134  
 Graduate ..... 0  
**Out-of-State**  
 Undergraduate ..... 23  
 Graduate ..... 0  
**Non-Resident Exempt, paying In-State**  
 Undergraduate ..... 1  
 Graduate ..... 0

## Financial Aid

Received ..... 1,322  
 Not Received ..... 836

## Migration within Alabama Public Institutions

Transfer In ..... 100  
 Transfer Out ..... 375



Fall 2007  
 Boaz, AL

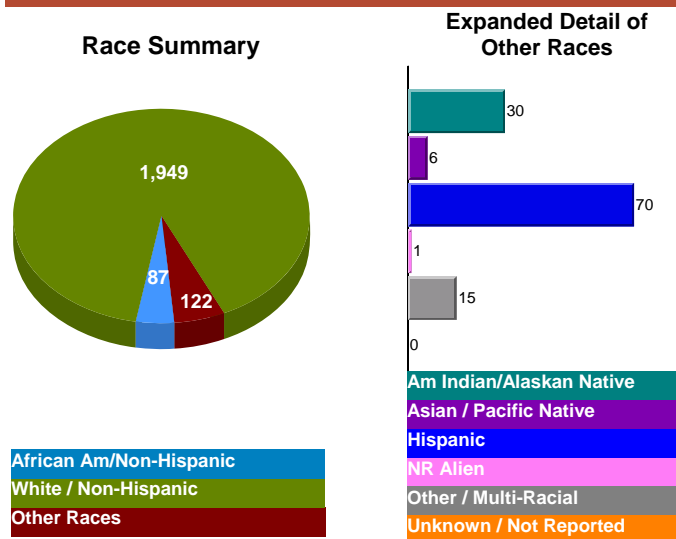
## Snead State Community College



Institutional Student Profiles  
 Alabama Commission on Higher Education  
[www.ache.alabama.gov](http://www.ache.alabama.gov)

Source: Alabama Statewide Student Database  
 Includes Credit Students Only

## Race/Ethnicity



## Origins of All Students

Florida ..... 2  
 Georgia ..... 11  
 Mississippi ..... 0  
 Tennessee ..... 0  
 Other US States and Territories ..... 2  
 Non-US ..... 150  
 From Alabama ..... 1,993

## Top Five Alabama Counties - Undergraduate Students

Marshall ..... 53%  
 Etowah ..... 11%  
 DeKalb ..... 8%  
 UNKNOWN ALABAMA COUNTIES ..... 6%  
 Blount ..... 6%

## Top Five Alabama Public - Feeder High Schools

# of 2006-07 H.S. Graduates Enrolled..... 409  
 Albertville ..... Albertville City ..... 79  
 Boaz ..... Boaz City ..... 51  
 Guntersville ..... Guntersville City ..... 39  
 Arab ..... Arab City ..... 32  
 Douglas ..... Marshall County ..... 32

## Summary of 2006-2007 Completions

<1 Year ..... 11  
 <2 Year ..... 11  
 Assoc ..... 235  
 <4 Year ..... 0  
 Bacc ..... 0  
 Post Bacc ..... 0  
 Master's ..... 0  
 Post-Master's ..... 0  
 Doctoral ..... 0  
 1st Prof ..... 0

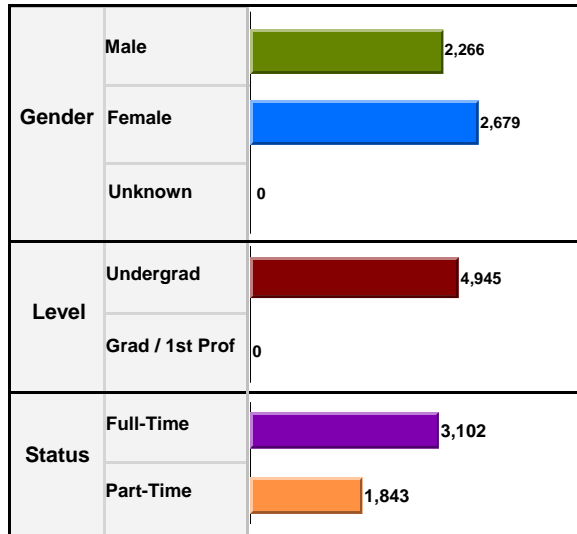
## Retention of 1st Time Degree-Seeking Freshmen

# of Fall 2006 Cohort Students..... 562  
 Enrolled or Completed Same Inst. FA 2007... 61%  
 Enrolled Other AL Public Inst. FA 2007..... 12%



## Enrollment

Total Enrollment ..... 4,945



## Students Enrolled in Remedial Courses

Math Only ..... 402  
 English Only ..... 152  
 Math & English ..... 207

## Enrollment by Type of Tuition Paid

**In-State**  
 Undergraduate ..... 4,302  
 Graduate ..... 0  
**Out-of-State**  
 Undergraduate ..... 280  
 Graduate ..... 0  
**Non-Resident Exempt, paying In-State**  
 Undergraduate ..... 363  
 Graduate ..... 0

## Financial Aid

Received ..... 2,549  
 Not Received ..... 2,396

## Migration within Alabama Public Institutions

Transfer In ..... 387  
 Transfer Out ..... 421



Fall 2007  
 Wadley, AL

## Southern Union State Community College



Institutional Student Profiles  
 Alabama Commission on Higher Education  
[www.ache.alabama.gov](http://www.ache.alabama.gov)

Source: Alabama Statewide Student Database  
 Includes Credit Students Only

## Origins of All Students

Florida ..... 42  
 Georgia ..... 404  
 Mississippi ..... 6  
 Tennessee ..... 15  
 Other US States and Territories ..... 90  
 Non-US ..... 111  
 From Alabama ..... 4,277

## Top Five Alabama Counties - Undergraduate Students

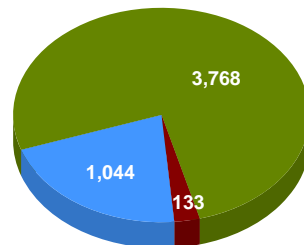
Lee ..... 34%  
 Chambers ..... 11%  
 Randolph ..... 6%  
 Jefferson ..... 4%  
 Tallapoosa ..... 4%

## Top Five Alabama Public - Feeder High Schools

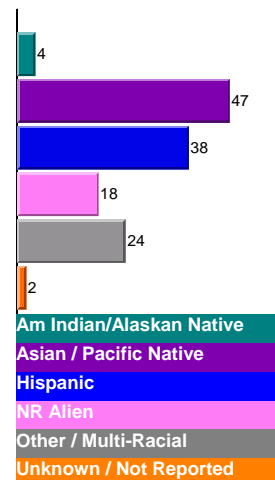
# of 2006-07 H.S. Graduates Enrolled..... 737  
 Auburn ..... Auburn City ..... 64  
 Opelika ..... Opelika City ..... 63  
 Valley ..... Chambers County ..... 50  
 Smiths Station ..... Lee County ..... 43  
 Handley ..... Roanoke City ..... 30

## Race/Ethnicity

Race Summary



Expanded Detail of Other Races



## Summary of 2006-2007 Completions

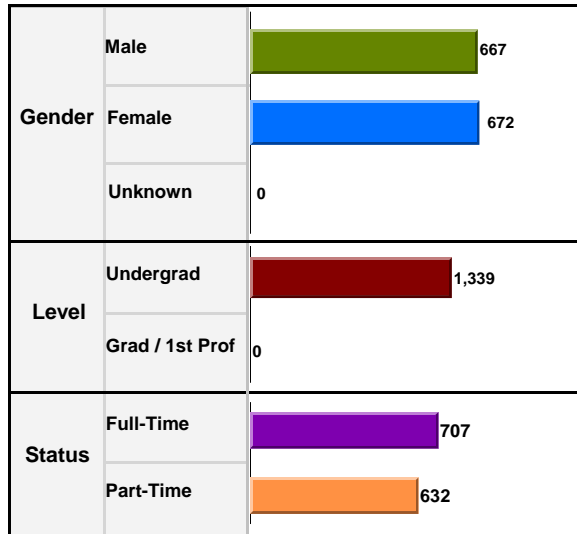
<1 Year ..... 53  
 <2 Year ..... 64  
 Assoc ..... 413  
 <4 Year ..... 0  
 Bacc ..... 0  
 Post Bacc ..... 0  
 Master's ..... 0  
 Post-Master's ..... 0  
 Doctoral ..... 0  
 1st Prof ..... 0

## Retention of 1st Time Degree-Seeking Freshmen

# of Fall 2006 Cohort Students..... 1,160  
 Enrolled or Completed Same Inst. FA 2007... 59%  
 Enrolled Other AL Public Inst. FA 2007..... 8%

## Enrollment

Total Enrollment ..... 1,339



## Students Enrolled in Remedial Courses

Math Only ..... 117  
 English Only ..... 57  
 Math & English ..... 67

## Enrollment by Type of Tuition Paid

**In-State**  
 Undergraduate ..... 1,337  
 Graduate ..... 0  
**Out-of-State**  
 Undergraduate ..... 2  
 Graduate ..... 0  
**Non-Resident Exempt, paying In-State**  
 Undergraduate ..... 0  
 Graduate ..... 0

## Financial Aid

Received ..... 999  
 Not Received ..... 340

## Migration within Alabama Public Institutions

Transfer In ..... 34  
 Transfer Out ..... 11

Fall 2007  
 Montgomery, AL

## Trenholm State Technical College



Institutional Student Profiles  
 Alabama Commission on Higher Education  
[www.ache.alabama.gov](http://www.ache.alabama.gov)

Source: Alabama Statewide Student Database  
 Includes Credit Students Only

## Origins of All Students

Florida ..... 1  
 Georgia ..... 1  
 Mississippi ..... 0  
 Tennessee ..... 0  
 Other US States and Territories ..... 0  
 Non-US ..... 132  
 From Alabama ..... 1,205

## Top Five Alabama Counties - Undergraduate Students

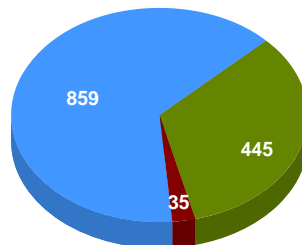
Montgomery ..... 52%  
 Elmore ..... 12%  
 Autauga ..... 8%  
 UNKNOWN ALABAMA COUNTIES ..... 3%  
 Lowndes ..... 3%

## Top Five Alabama Public - Feeder High Schools

# of 2006-07 H.S. Graduates Enrolled..... 125  
 Carver Senior ..... Montgomery County . 18  
 Bullock County ..... Bullock County ..... 11  
 Prattville ..... Autauga County ..... 11  
 Calhoun ..... Lowndes County ..... 9  
 Wetumpka ..... Elmore County ..... 9

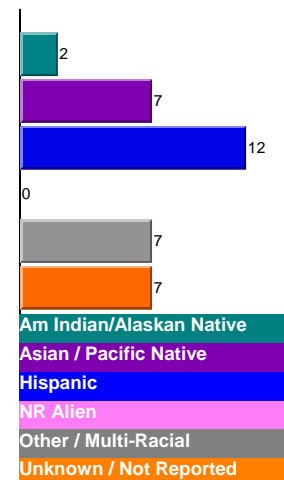
## Race/Ethnicity

Race Summary



African Am/Non-Hispanic  
 White / Non-Hispanic  
 Other Races

Expanded Detail of Other Races



## Summary of 2006-2007 Completions

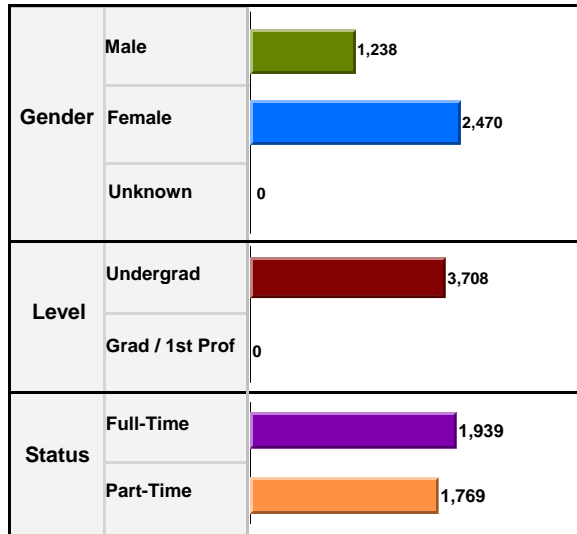
<1 Year ..... 247  
 <2 Year ..... 52  
 Assoc ..... 123  
 <4 Year ..... 0  
 Bacc ..... 0  
 Post Bacc ..... 0  
 Master's ..... 0  
 Post-Master's ..... 0  
 Doctoral ..... 0  
 1st Prof ..... 0

## Retention of 1st Time Degree-Seeking Freshmen

# of Fall 2006 Cohort Students..... 358  
 Enrolled or Completed Same Inst. FA 2007... 41%  
 Enrolled Other AL Public Inst. FA 2007..... 3%

## Enrollment

Total Enrollment ..... 3,708



## Students Enrolled in Remedial Courses

Math Only ..... 384  
 English Only ..... 136  
 Math & English ..... 146

## Enrollment by Type of Tuition Paid

**In-State**  
 Undergraduate ..... 3,549  
 Graduate ..... 0  
**Out-of-State**  
 Undergraduate ..... 40  
 Graduate ..... 0  
**Non-Resident Exempt, paying In-State**  
 Undergraduate ..... 119  
 Graduate ..... 0

## Financial Aid


Received ..... 2,248  
 Not Received ..... 1,460

## Migration within Alabama Public Institutions

Transfer In ..... 92  
 Transfer Out ..... 333

Fall 2007  
 Dothan, AL

## Wallace State Community College Dothan



Institutional Student Profiles  
 Alabama Commission on Higher Education  
[www.ache.alabama.gov](http://www.ache.alabama.gov)

Source: Alabama Statewide Student Database  
 Includes Credit Students Only

## Origins of All Students

Florida ..... 59  
 Georgia ..... 78  
 Mississippi ..... 0  
 Tennessee ..... 2  
 Other US States and Territories ..... 20  
 Non-US ..... 171  
 From Alabama ..... 3,378

## Top Five Alabama Counties - Undergraduate Students

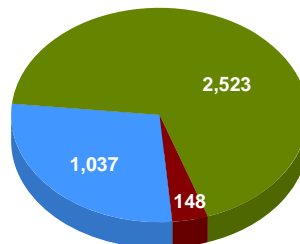
Houston ..... 40%  
 Dale ..... 15%  
 Barbour ..... 14%  
 Henry ..... 7%  
 Geneva ..... 5%

## Top Five Alabama Public - Feeder High Schools

# of 2006-07 H.S. Graduates Enrolled..... 386  
 Dothan ..... Dothan City ..... 44  
 Northview ..... Dothan City ..... 44  
 Rehobeth ..... Houston County ..... 43  
 Eufaula ..... Eufaula City ..... 32  
 Ashford ..... Houston County ..... 27

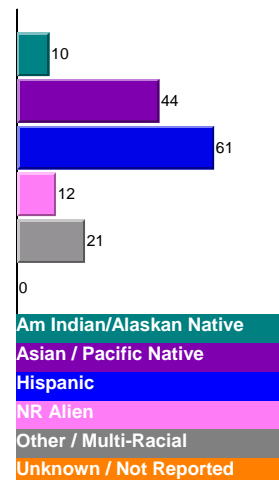
## Race/Ethnicity

Race Summary



African Am/Non-Hispanic  
 White / Non-Hispanic  
 Other Races

Expanded Detail of Other Races



## Summary of 2006-2007 Completions

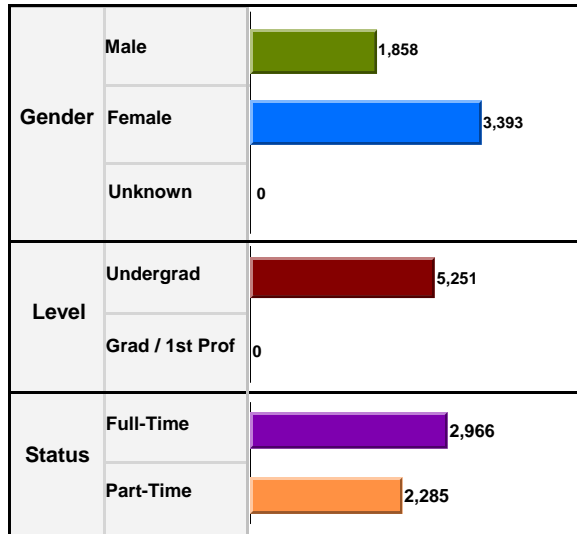
<1 Year ..... 58  
 <2 Year ..... 109  
 Assoc ..... 435  
 <4 Year ..... 0  
 Bacc ..... 0  
 Post Bacc ..... 0  
 Master's ..... 0  
 Post-Master's ..... 0  
 Doctoral ..... 0  
 1st Prof ..... 0

## Retention of 1st Time Degree-Seeking Freshmen

# of Fall 2006 Cohort Students..... 812  
 Enrolled or Completed Same Inst. FA 2007... 50%  
 Enrolled Other AL Public Inst. FA 2007..... 5%

## Enrollment

Total Enrollment ..... 5,251



## Students Enrolled in Remedial Courses

Math Only ..... 459  
 English Only ..... 76  
 Math & English ..... 153

## Enrollment by Type of Tuition Paid

**In-State**  
 Undergraduate ..... 5,149  
 Graduate ..... 0  
**Out-of-State**  
 Undergraduate ..... 102  
 Graduate ..... 0  
**Non-Resident Exempt, paying In-State**  
 Undergraduate ..... 0  
 Graduate ..... 0

## Financial Aid

Received ..... 2,736  
 Not Received ..... 2,515

## Migration within Alabama Public Institutions

Transfer In ..... 279  
 Transfer Out ..... 437



Fall 2007  
 Hanceville, AL

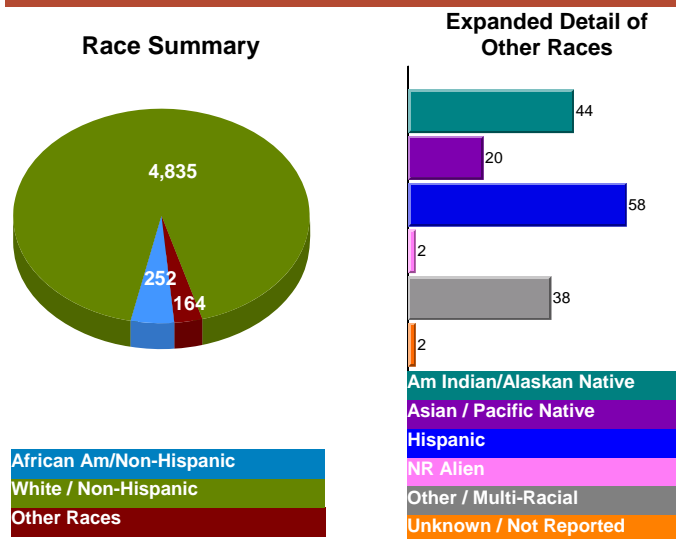
## Wallace State Community College Hanceville



Institutional Student Profiles  
 Alabama Commission on Higher Education  
[www.ache.alabama.gov](http://www.ache.alabama.gov)

Source: Alabama Statewide Student Database  
 Includes Credit Students Only

## Race/Ethnicity



## Origins of All Students

Florida ..... 9  
 Georgia ..... 7  
 Mississippi ..... 6  
 Tennessee ..... 15  
 Other US States and Territories ..... 22  
 Non-US ..... 804  
 From Alabama ..... 4,388

## Top Five Alabama Counties - Undergraduate Students

Cullman ..... 37%  
 Blount ..... 11%  
 Jefferson ..... 10%  
 Morgan ..... 9%  
 Marshall ..... 6%

## Top Five Alabama Public - Feeder High Schools

# of 2006-07 H.S. Graduates Enrolled..... 768  
 Cullman ..... Cullman City ..... 55  
 Arab ..... Arab City ..... 52  
 West Point ..... Cullman County ..... 45  
 Fairview ..... Cullman County ..... 43  
 Hayden ..... Blount County ..... 43

## Summary of 2006-2007 Completions

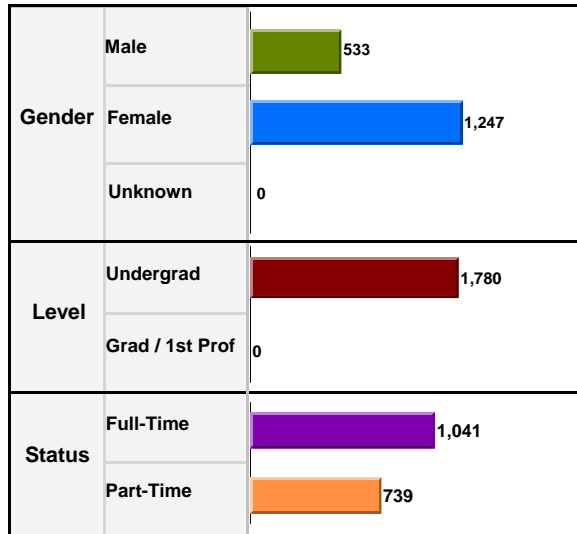
<1 Year ..... 61  
 <2 Year ..... 103  
 Assoc ..... 609  
 <4 Year ..... 0  
 Bacc ..... 0  
 Post Bacc ..... 0  
 Master's ..... 0  
 Post-Master's ..... 0  
 Doctoral ..... 0  
 1st Prof ..... 0

## Retention of 1st Time Degree-Seeking Freshmen

# of Fall 2006 Cohort Students..... 910  
 Enrolled or Completed Same Inst. FA 2007... 59%  
 Enrolled Other AL Public Inst. FA 2007..... 5%

## Enrollment

Total Enrollment ..... 1,780



## Students Enrolled in Remedial Courses

Math Only ..... 149  
 English Only ..... 48  
 Math & English ..... 74

## Enrollment by Type of Tuition Paid

**In-State**  
 Undergraduate ..... 1,779  
 Graduate ..... 0  
**Out-of-State**  
 Undergraduate ..... 1  
 Graduate ..... 0  
**Non-Resident Exempt, paying In-State**  
 Undergraduate ..... 0  
 Graduate ..... 0

## Financial Aid

Received ..... 1,263  
 Not Received ..... 517

## Migration within Alabama Public Institutions

Transfer In ..... 49  
 Transfer Out ..... 166



Fall 2007  
 Selma, AL

## Wallace State Community College Selma

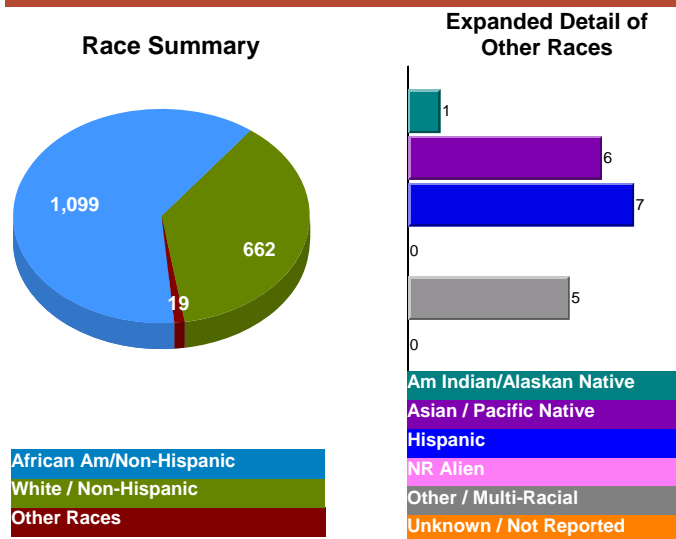


## Institutional Student Profiles Alabama Commission on Higher Education

[www.ache.alabama.gov](http://www.ache.alabama.gov)

Source: Alabama Statewide Student Database  
 Includes Credit Students Only

## Race/Ethnicity



## Origins of All Students

Florida ..... 0  
 Georgia ..... 0  
 Mississippi ..... 2  
 Tennessee ..... 1  
 Other US States and Territories ..... 1  
 Non-US ..... 0  
 From Alabama ..... 1,776

## Top Five Alabama Counties - Undergraduate Students

Dallas ..... 52%  
 Chilton ..... 17%  
 Perry ..... 8%  
 UNKNOWN ALABAMA COUNTIES ..... 4%  
 Autauga ..... 4%

## Top Five Alabama Public - Feeder High Schools

# of 2006-07 H.S. Graduates Enrolled..... 210  
 Southside ..... Dallas County ..... 33  
 Dallas County ..... Dallas County ..... 30  
 Chilton County ..... Chilton County ..... 20  
 Selma ..... Selma City ..... 16  
 Marion ..... Perry County ..... 11

## Summary of 2006-2007 Completions

<1 Year ..... 27  
 <2 Year ..... 97  
 Assoc ..... 218  
 <4 Year ..... 0  
 Bacc ..... 0  
 Post Bacc ..... 0  
 Master's ..... 0  
 Post-Master's ..... 0  
 Doctoral ..... 0  
 1st Prof ..... 0

## Retention of 1st Time Degree-Seeking Freshmen

# of Fall 2006 Cohort Students..... 392  
 Enrolled or Completed Same Inst. FA 2007... 46%  
 Enrolled Other AL Public Inst. FA 2007..... 7%