

# INSTITUTIONAL STUDENT PROFILES FALL 2008



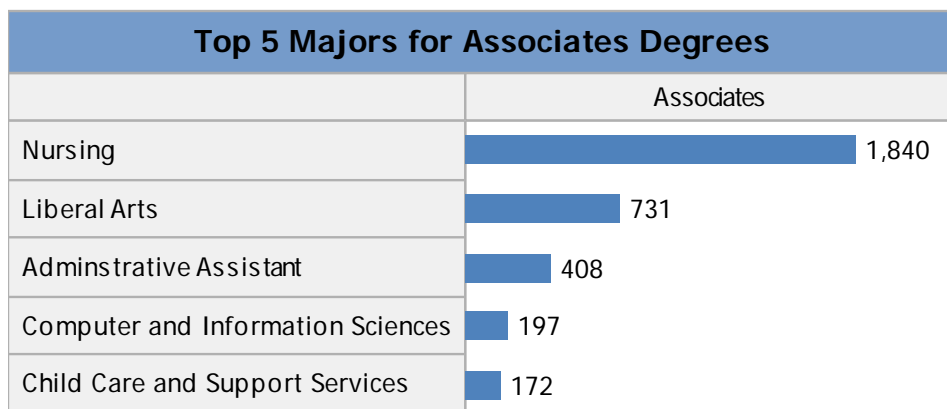
## ALABAMA COMMISSION ON HIGHER EDUCATION

Source: Alabama Statewide Student Database


[www.ache.alabama.gov/Profiles](http://www.ache.alabama.gov/Profiles)



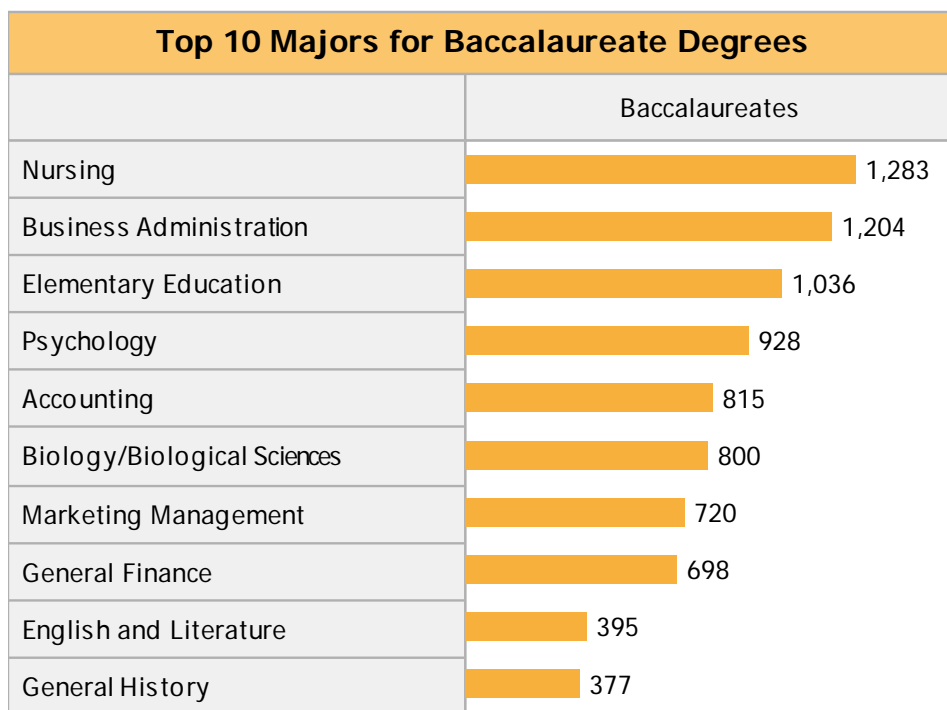
# ACHE Summary of 2007-2008 Completions by Major and Level for All Public Institutions (Total Number of Completions at Alabama Public Institutions was 39,486)




Total number of associates degrees completed at Alabama public institutions was 7,852.



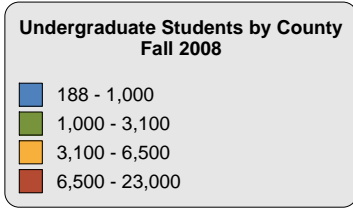
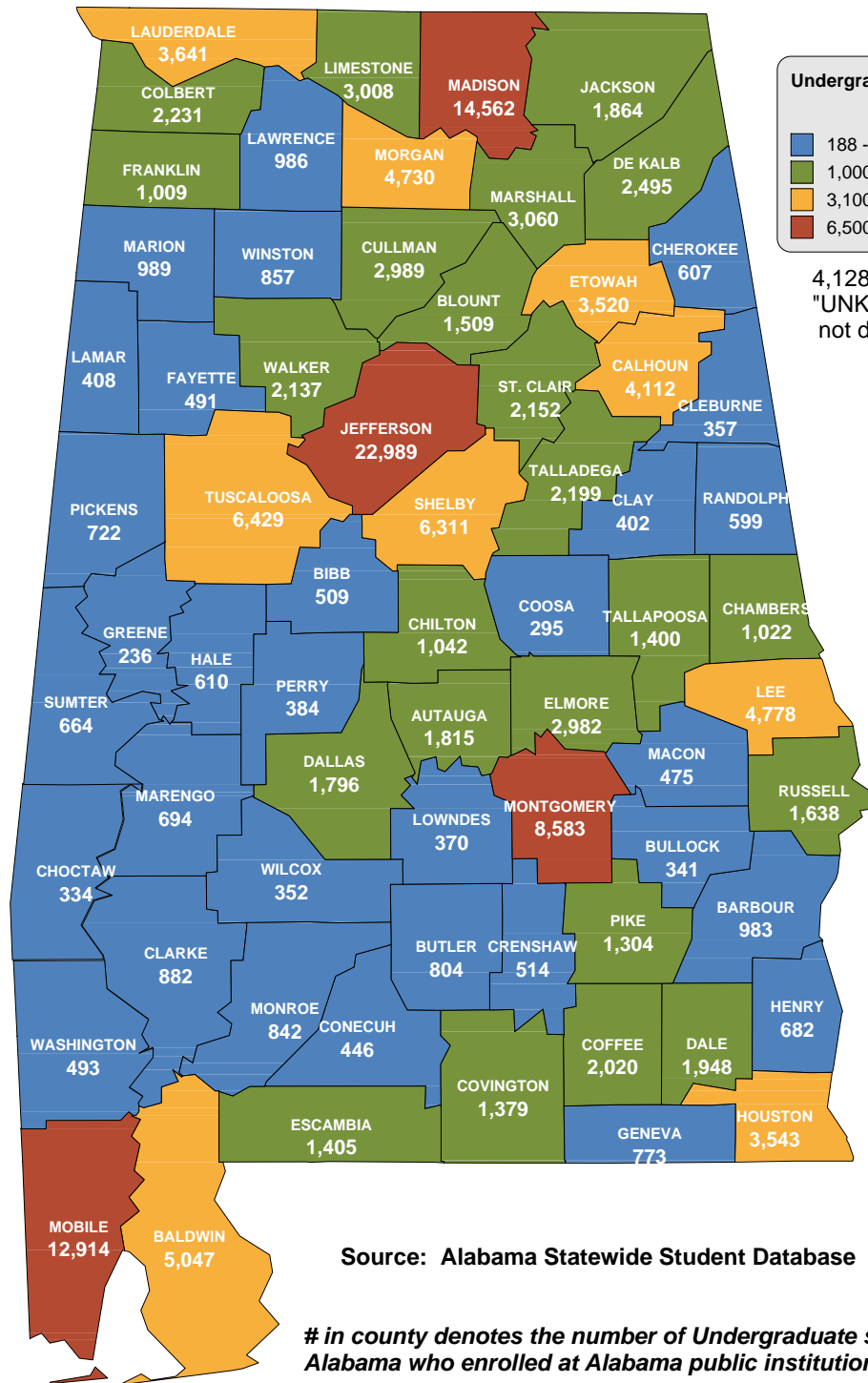
Total number of doctoral degrees completed at Alabama public institutions was 748.



Total number of baccalaureate degrees completed at Alabama public institutions was 18,131.



Total number of masters degrees completed at Alabama public institutions was 7,439.



4,128 students with an "UNKNOWN" county are not depicted on this map.

# ALL ALABAMA PUBLIC INSTITUTIONS UNDERGRADUATE ENROLLMENT ONLY

## UNDERGRADUATE STUDENTS

Total: 202,430  
From Alabama: 167,792

Source: Alabama Statewide Student Database

# in county denotes the number of Undergraduate students from Alabama who enrolled at Alabama public institutions FA 2008.



## Enrollment

Total Enrollment ..... 233,393

Gender	Male	96,356
	Female	136,997
	Unknown	40
Level	Undergrad	202,430
	Grad / 1st Prof	30,963
Status	Full-Time	155,274
	Part-Time	78,119

## Students Enrolled in Remedial Courses

Math Only .....	12,053
English Only .....	4,278
Math & English .....	5,043

## Enrollment by Type of Tuition Paid

<b>In-State</b>	
Undergraduate .....	173,369
Graduate .....	20,421
<b>Out-of-State</b>	
Undergraduate .....	22,309
Graduate .....	5,422
<b>Non-Resident Exempt, paying In-State</b>	
Undergraduate .....	6,752
Graduate .....	5,120

## Financial Aid

Received .....	140,933
Not Received .....	92,460

## Migration within Alabama Public Institutions

Transfer In .....	11,696
Transfer Out .....	11,696



Fall 2008  
ALABAMA

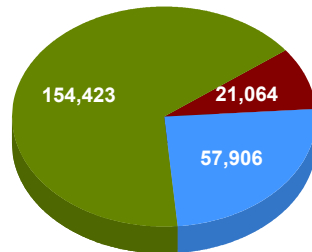
## ALL INSTITUTIONS



Institutional Student Profiles  
Alabama Commission on Higher Education  
[www.ache.alabama.gov](http://www.ache.alabama.gov)  
Source: Alabama Statewide Student Database

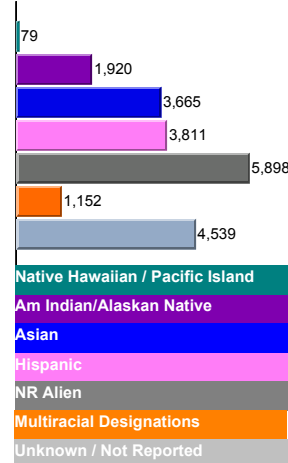
## Race/Ethnicity

### Race Summary



African Am/Non-Hispanic
White / Non-Hispanic
Other Races

### Expanded Detail of Other Races



## Origins of All Students

Florida .....	4,271
Georgia .....	10,973
Mississippi .....	3,775
Tennessee .....	3,314
Other US States and Territories .....	12,734
Non-US .....	11,145
From Alabama .....	187,181

## Top Five Alabama Counties - Undergraduate Students

Jefferson .....	11%
Madison .....	7%
Mobile .....	6%
Montgomery .....	4%
Tuscaloosa .....	3%

## Top Five Alabama Public - Feeder High Schools

# of 2007-08 H.S. Graduates Enrolled.....	21,314	
Bob Jones .....	Madison City .....	420
Hoover .....	Hoover City .....	374
Virgil Grissom .....	Huntsville City .....	315
Oak Mountain .....	Shelby County .....	292
Sparkman .....	Madison County .....	281

## Summary of 2007-2008 Completions

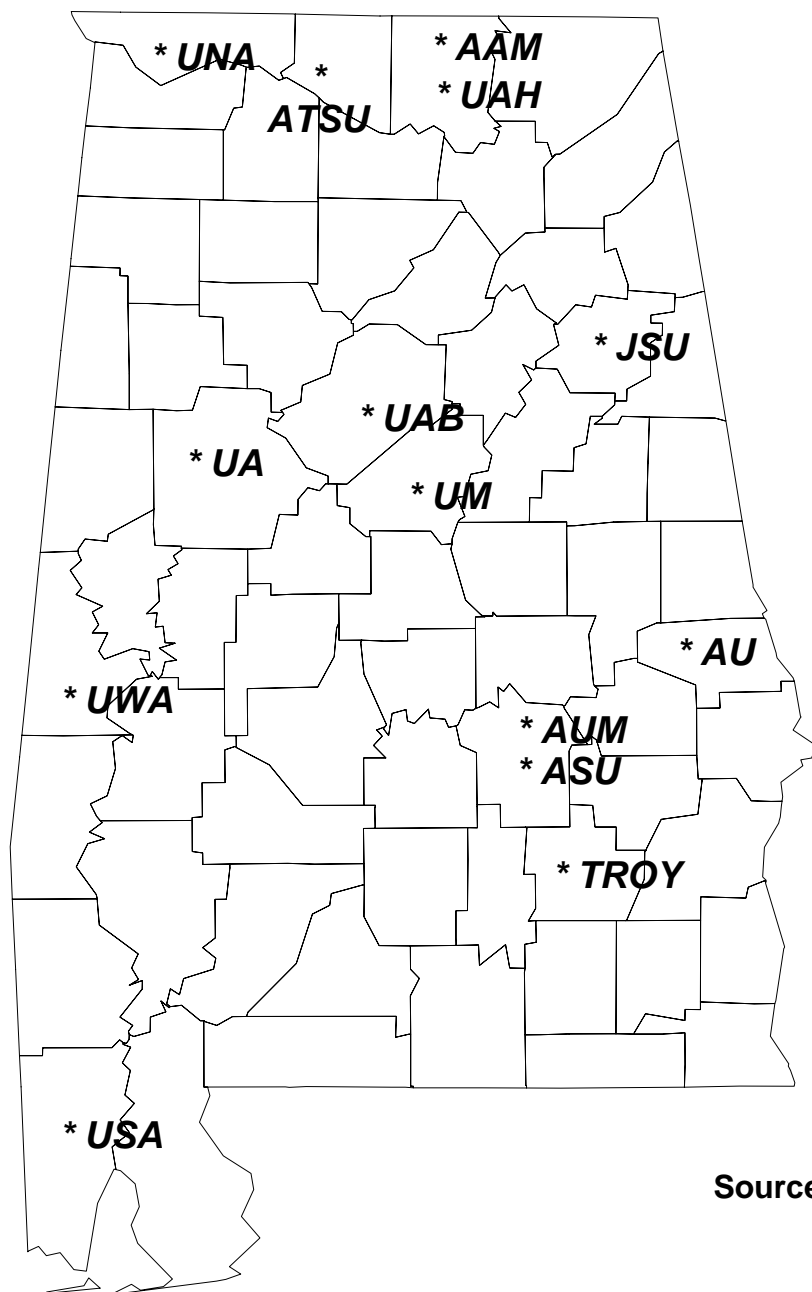
<1 Year .....	2,129
<2 Year .....	1,974
Assoc .....	7,852
<4 Year .....	29
Bacc .....	18,131
Post Bacc .....	46
Master's .....	7,439
Post-Master's .....	459
Doctoral .....	748
1st Prof .....	679

## Retention of 1st Time Degree-Seeking Freshmen

# of Fall 2007 Cohort Students.....	40,142
Enrolled or Completed Same Inst. FA 2008.....	63%
Enrolled Other AL Public Inst. FA 2008 .....	7%

# ALABAMA COMMISSION ON HIGHER EDUCATION INSTITUTIONAL STUDENT PROFILES FALL 2008

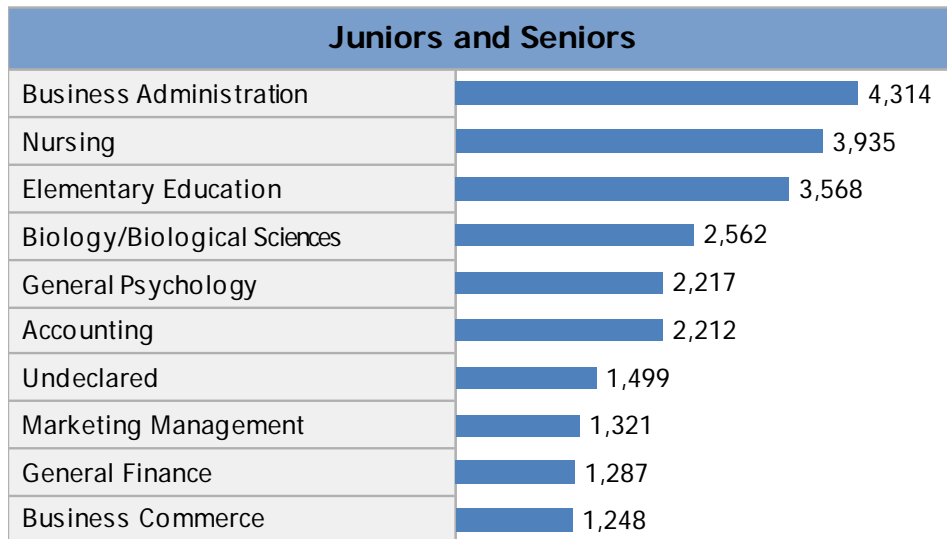
## ALL PUBLIC 4-YEAR INSTITUTIONS



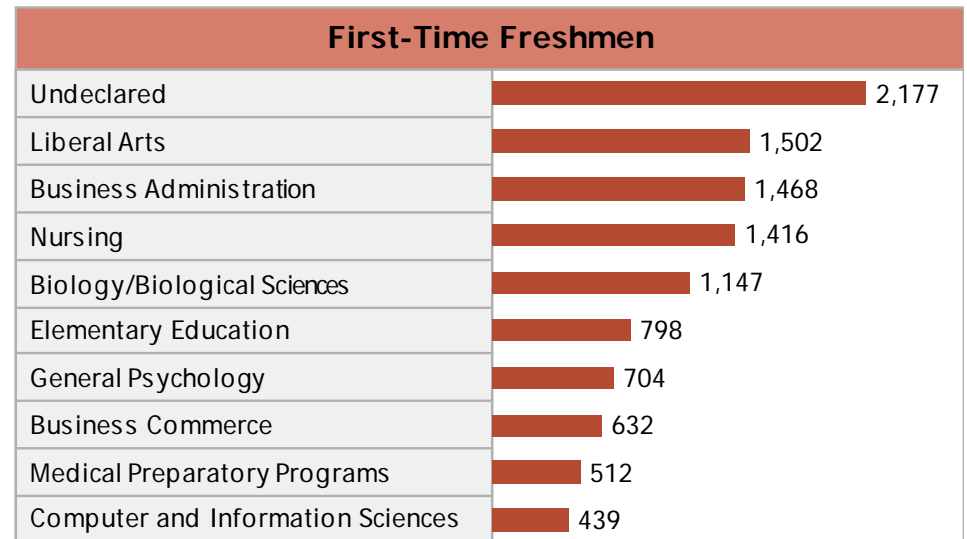
- Alabama A&M University (AAM)
- Alabama State University (ASU)
- Athens State University (ATSU)
- Auburn University (AU)
- Auburn University at Montgomery (AUM)
- Jacksonville State University (JSU)
- Troy University (TROY)
- University of Alabama (UA)
- University of Alabama at Birmingham (UAB)
- University of Alabama in Huntsville (UAH)
- University of Montevallo (UM)
- University of North Alabama (UNA)
- University of South Alabama (USA)
- University of West Alabama (UWA)

Source: Alabama Statewide Student Database

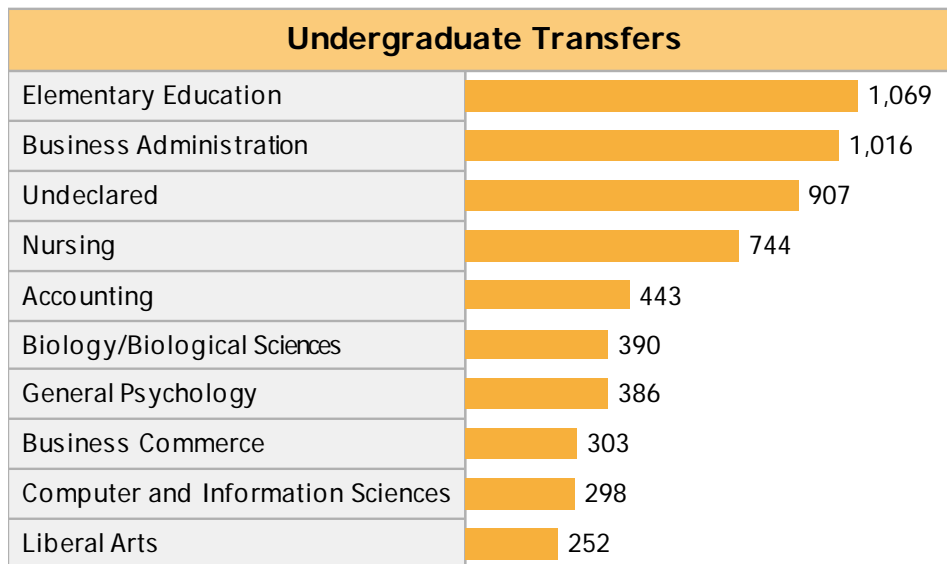
## ACHE Summary of Top 10 Majors of Students Enrolled Fall 2008 at 4YR Public Institutions (Total Number of Students at Alabama Public 4YR Institutions was 149,301)



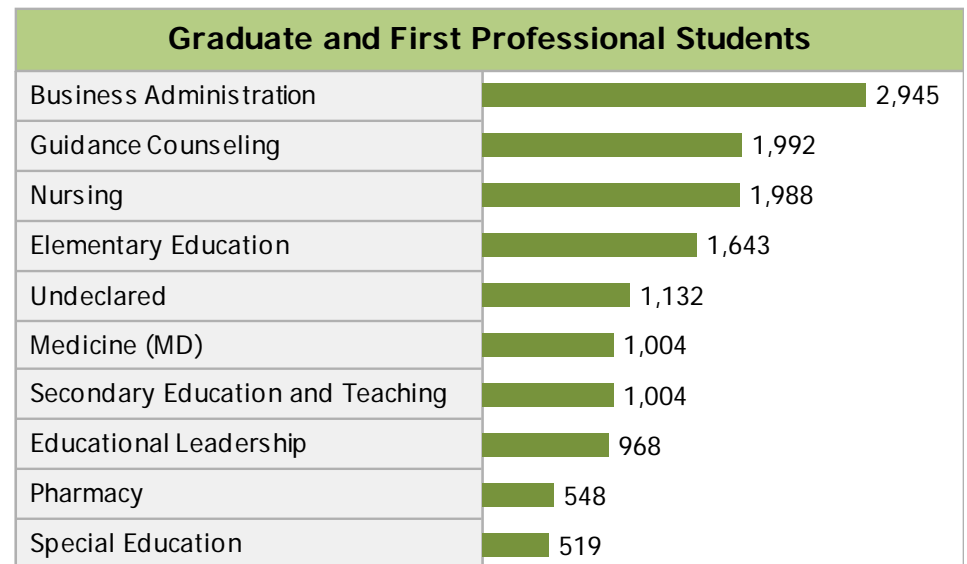
Total number of juniors and seniors enrolled at Alabama public 4YR institutions was 56,369.



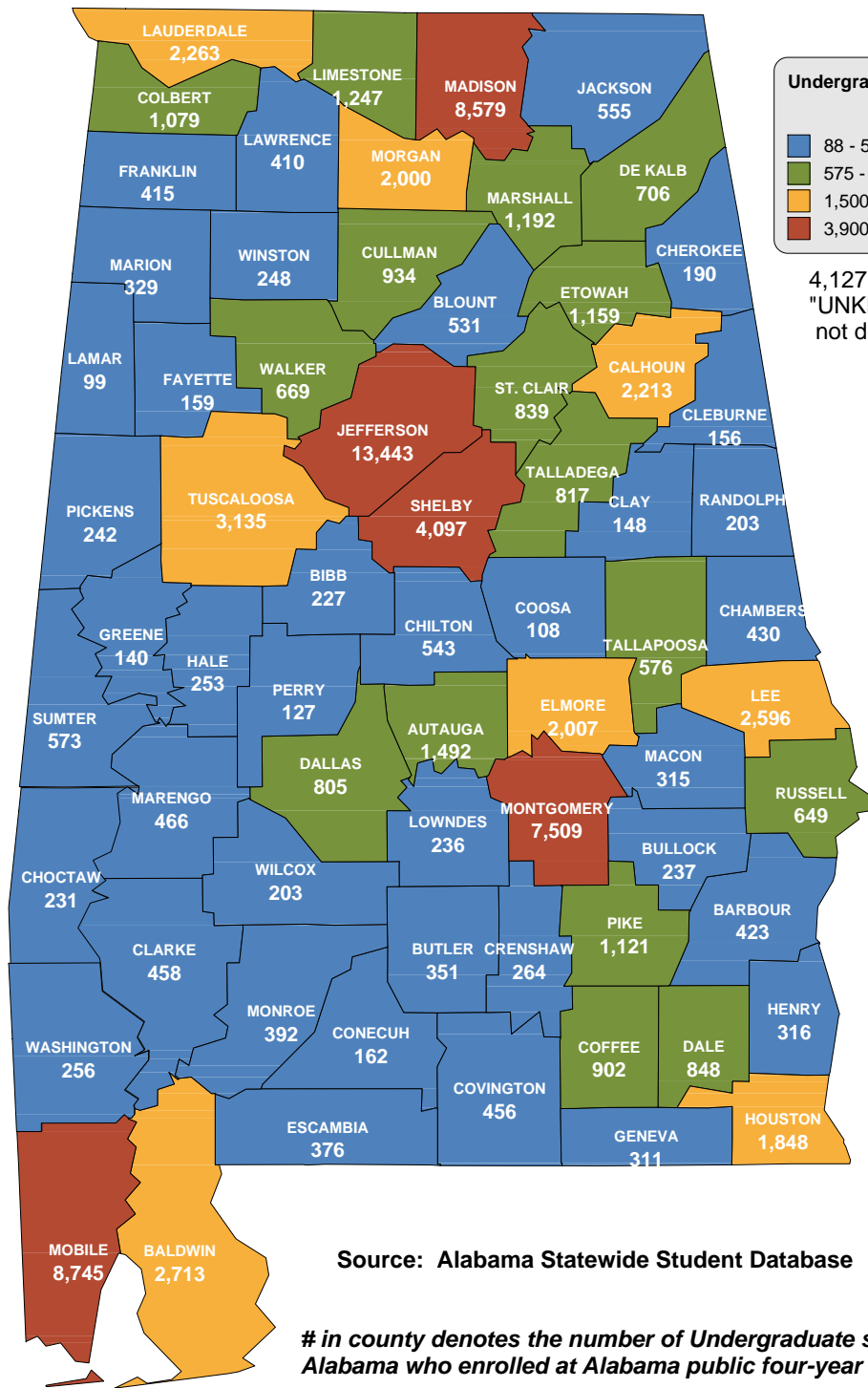
Total number of first-time freshmen enrolled at Alabama public 4YR institutions was 21,247.



Total number of undergraduate transfers enrolled at Alabama public 4YR institutions was 10,894.



Total number of graduate and first professional students enrolled at Alabama public 4YR institutions was 30,963.



**Undergraduate Students by County  
Fall 2008**

- 88 - 575
- 575 - 1,500
- 1,500 - 3,900
- 3,900 - 14,000

4,127 students with an "UNKNOWN" county are not depicted on this map.

# ALL ALABAMA PUBLIC 4-YEAR INSTITUTIONS

## UNDERGRADUATE ENROLLMENT ONLY

### UNDERGRADUATE STUDENTS

Total: 118,338  
From Alabama: 91,849

Source: Alabama Statewide Student Database

# in county denotes the number of Undergraduate students from Alabama who enrolled at Alabama public four-year institutions FA 2008.





## Enrollment

Total Enrollment ..... 149,301

Gender	Male	63,131
	Female	86,148
	Unknown	22
Level	Undergrad	118,338
	Grad / 1st Prof	30,963
Status	Full-Time	110,736
	Part-Time	38,565

## Students Enrolled in Remedial Courses

Math Only .....	3,762
English Only .....	1,325
Math & English .....	963

## Enrollment by Type of Tuition Paid

<b>In-State</b>	
Undergraduate .....	93,859
Graduate .....	20,421
<b>Out-of-State</b>	
Undergraduate .....	20,137
Graduate .....	5,422
<b>Non-Resident Exempt, paying In-State</b>	
Undergraduate .....	4,342
Graduate .....	5,120

## Financial Aid

Received .....	89,314
Not Received .....	59,987

## Migration within Alabama Public Institutions

Transfer In .....	7,567
Transfer Out .....	3,376



Fall 2008  
ALABAMA

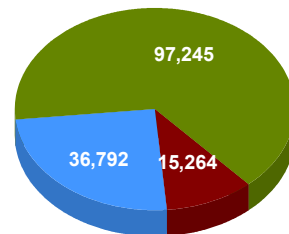
## Four-Year Public Institutions



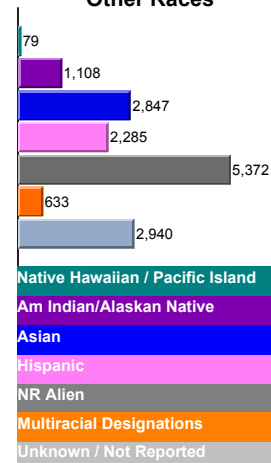
**Institutional Student Profiles**  
Alabama Commission on Higher Education  
[www.ache.alabama.gov](http://www.ache.alabama.gov)  
Source: Alabama Statewide Student Database

## Race/Ethnicity

### Race Summary



### Expanded Detail of Other Races



## Origins of All Students

Florida .....	3,672
Georgia .....	9,550
Mississippi .....	3,484
Tennessee .....	2,957
Other US States and Territories .....	12,172
Non-US .....	6,228
From Alabama .....	111,238

## Top Five Alabama Counties - Undergraduate Students

Jefferson .....	11%
Madison .....	7%
Mobile .....	7%
Montgomery .....	6%
Shelby .....	3%

## Top Five Alabama Public - Feeder High Schools

# of 2007-08 H.S. Graduates Enrolled.....	10,431	
Hoover .....	Hoover City .....	294
Bob Jones .....	Madison City .....	281
Virgil Grissom .....	Huntsville City .....	241
Oak Mountain .....	Shelby County .....	234
Vestavia Hills .....	Vestavia Hills City .....	225

## Summary of 2007-2008 Completions

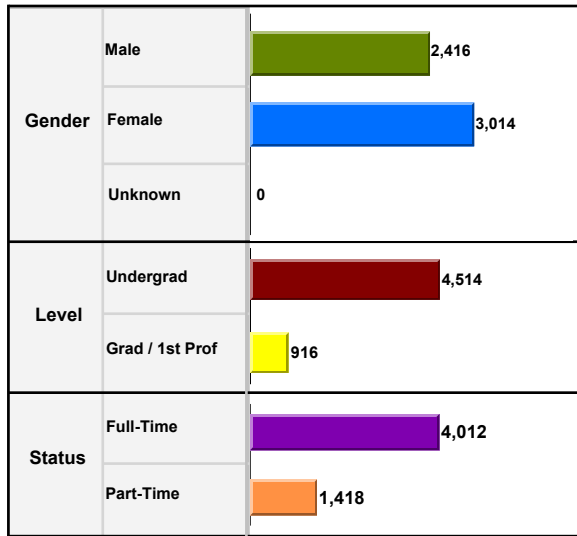
<1 Year .....	37
<2 Year .....	44
Assoc .....	176
<4 Year .....	29
Bacc .....	18,131
Post Bacc .....	46
Master's .....	7,439
Post-Master's .....	459
Doctoral .....	748
1st Prof .....	679

## Retention of 1st Time Degree-Seeking Freshmen

# of Fall 2007 Cohort Students.....	21,744
Enrolled or Completed Same Inst. FA 2008.....	74%
Enrolled Other AL Public Inst. FA 2008 .....	7%

## Enrollment

**Total Enrollment** ..... **5,430**



## Students Enrolled in Remedial Courses

Math Only	4
English Only	166
Math & English	0

## Enrollment by Type of Tuition Paid

<b>In-State</b>	
Undergraduate	2,841
Graduate	666
<b>Out-of-State</b>	
Undergraduate	1,512
Graduate	148
<b>Non-Resident Exempt, paying In-State</b>	
Undergraduate	161
Graduate	102

## Financial Aid

Received	4,961
Not Received	469

## Migration within Alabama Public Institutions

Transfer In	7
Transfer Out	152



Fall 2008  
Normal, AL

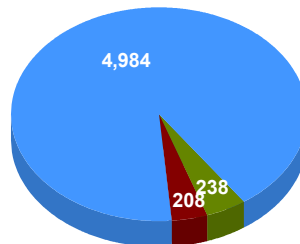
## Alabama A&M University



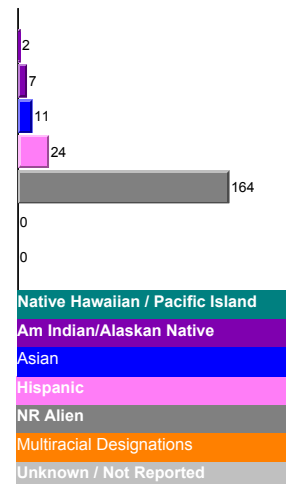
**Institutional Student Profiles**  
Alabama Commission on Higher Education  
[www.ache.alabama.gov](http://www.ache.alabama.gov)  
Source: Alabama Statewide Student Database

## Race/Ethnicity

### Race Summary



### Expanded Details of Other Races



## Origins of All Students

Florida	65
Georgia	364
Mississippi	53
Tennessee	110
Other US States and Territories	1,069
Non-US	156
From Alabama	3,613

## Top Five Alabama Counties - Undergraduate Students

UNKNOWN ALABAMA COUNTIES	17%
Madison	14%
Jefferson	10%
Mobile	4%
Montgomery	3%

## Top Five Alabama Public - Feeder High Schools

# of 2007-08 H.S. Graduates Enrolled	498	
John L Leflore Magnet Sch	Mobile County	28
JO Johnson	Huntsville City	24
Selma	Selma City	16
Murphy	Mobile County	15
Ramsay	Birmingham City	14

## Summary of 2007-2008 Completions

<1 Year	0
<2 Year	0
Assoc	0
<4 Year	0
Bacc	631
Post Bacc	0
Master's	256
Post-Master's	2
Doctoral	25
1st Prof	0

## Retention of 1st Time Degree-Seeking Freshmen

# of Fall 2007 Cohort Students	883
Enrolled or Completed Same Inst. FA 2008	71%
Enrolled Other AL Public Inst. FA 2008	4%

## Enrollment

Total Enrollment ..... 5,695

Gender	Male	2,237
	Female	3,458
	Unknown	0
Level	Undergrad	5,068
	Grad / 1st Prof	627
Status	Full-Time	4,473
	Part-Time	1,222

## Students Enrolled in Remedial Courses

Math Only	413
English Only	275
Math & English	323

## Enrollment by Type of Tuition Paid

In-State		
Undergraduate	3,341	
Graduate	549	
Out-of-State		
Undergraduate	1,727	
Graduate	78	
Non-Resident Exempt, paying In-State		
Undergraduate	0	
Graduate	0	

## Financial Aid

Received	5,370
Not Received	325

## Migration within Alabama Public Institutions

Transfer In	123
Transfer Out	170

Fall 2008  
Montgomery, AL

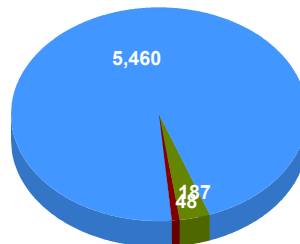
## Alabama State University



Institutional Student Profiles  
Alabama Commission on Higher Education  
[www.ache.alabama.gov](http://www.ache.alabama.gov)  
Source: Alabama Statewide Student Database

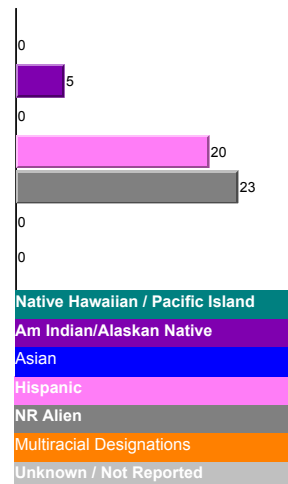
## Race/Ethnicity

### Race Summary



African Am/Non-Hispanic	487
White / Non-Hispanic	4,973
Other Races	0

### Expanded Details of Other Races



## Origins of All Students

Florida	200
Georgia	668
Mississippi	53
Tennessee	40
Other US States and Territories	954
Non-US	111
From Alabama	3,669

## Top Five Alabama Counties - Undergraduate Students

Montgomery	20%
Jefferson	10%
Mobile	5%
Dallas	2%
Macon	2%

## Top Five Alabama Public - Feeder High Schools

# of 2007-08 H.S. Graduates Enrolled	505
Jefferson Davis	Montgomery County .. 47
Lee	Montgomery County .. 25
Lanier Senior	Montgomery County .. 22
John L Leflore Magnet Sch	Mobile County ..... 19
Booker T Washington High	Macon County ..... 14

## Summary of 2007-2008 Completions

<1 Year	0
<2 Year	0
Assoc	0
<4 Year	0
Bacc	457
Post Bacc	0
Master's	184
Post-Master's	15
Doctoral	21
1st Prof	0

## Retention of 1st Time Degree-Seeking Freshmen

# of Fall 2007 Cohort Students	1,366
Enrolled or Completed Same Inst. FA 2008	54%
Enrolled Other AL Public Inst. FA 2008	7%

## Enrollment

Total Enrollment ..... 3,328

Gender	Male	1,102
	Female	2,226
	Unknown	0
Level	Undergrad	3,328
	Grad / 1st Prof	0
Status	Full-Time	1,462
	Part-Time	1,866

## Students Enrolled in Remedial Courses

Math Only	0
English Only	0
Math & English	0

## Enrollment by Type of Tuition Paid

In-State	
Undergraduate	3,179
Graduate	0
Out-of-State	
Undergraduate	70
Graduate	0
Non-Resident Exempt, paying In-State	
Undergraduate	79
Graduate	0

## Financial Aid

Received	1,590
Not Received	1,738

## Migration within Alabama Public Institutions

Transfer In	614
Transfer Out	27

Fall 2008  
Athens, AL

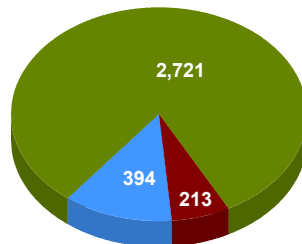
## Athens State University



Institutional Student Profiles  
Alabama Commission on Higher Education  
[www.ache.alabama.gov](http://www.ache.alabama.gov)  
Source: Alabama Statewide Student Database

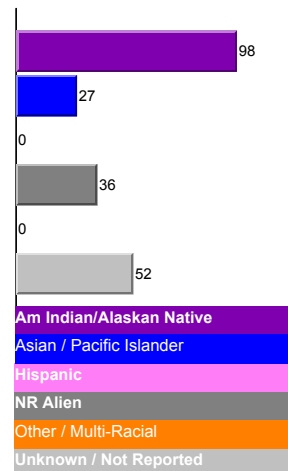
## Race/Ethnicity

### Race Summary



African Am/Non-Hispanic	394
White / Non-Hispanic	2,721
Other Races	213

### Expanded Detail of Other Races



## Origins of All Students

Florida	2
Georgia	3
Mississippi	0
Tennessee	108
Other US States and Territories	18
Non-US	2
From Alabama	3,195

## Top Five Alabama Counties - Undergraduate Students

Madison	27%
Morgan	12%
Limestone	11%
Cullman	7%
Dekalb	5%

## Top Five Alabama Public - Feeder High Schools

# of 2007-08 H.S. Graduates Enrolled	1	
Fort Payne	Fort Payne City	1
		N/A
		N/A
		N/A
		N/A

## Summary of 2007-2008 Completions

<1 Year	0
<2 Year	0
Assoc	0
<4 Year	0
Bacc	767
Post Bacc	0
Master's	0
Post-Master's	0
Doctoral	0
1st Prof	0

## Retention of 1st Time Degree-Seeking Freshmen

# of Fall 2007 Cohort Students	N/A
Enrolled or Completed Same Inst. FA 2008	N/A
Enrolled Other AL Public Inst. FA 2008	N/A

## Enrollment

**Total Enrollment** ..... **24,530**

Gender	Male	12,525
	Female	12,005
	Unknown	0
Level	Undergrad	20,037
	Grad / 1st Prof	4,493
Status	Full-Time	20,880
	Part-Time	3,650

## Students Enrolled in Remedial Courses

Math Only	0
English Only	0
Math & English	0

## Enrollment by Type of Tuition Paid

<b>In-State</b>	
Undergraduate	13,582
Graduate	2,094
<b>Out-of-State</b>	
Undergraduate	6,386
Graduate	979
<b>Non-Resident Exempt, paying In-State</b>	
Undergraduate	69
Graduate	1,420

## Financial Aid

Received	11,951
Not Received	12,579

## Migration within Alabama Public Institutions

Transfer In	1,269
Transfer Out	338



Fall 2008  
Auburn, AL

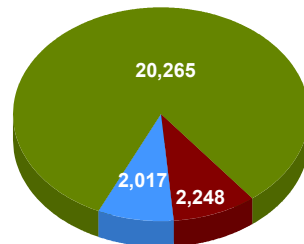
## Auburn University



**Institutional Student Profiles**  
Alabama Commission on Higher Education  
[www.ache.alabama.gov](http://www.ache.alabama.gov)  
Source: Alabama Statewide Student Database

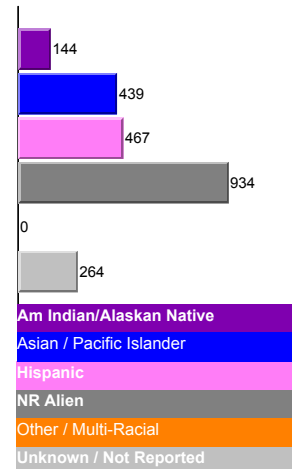
## Race/Ethnicity

### Race Summary



African Am/Non-Hispanic
White / Non-Hispanic
Other Races

### Expanded Detail of Other Races



## Origins of All Students

Florida	1,253
Georgia	3,404
Mississippi	159
Tennessee	732
Other US States and Territories	3,161
Non-US	968
From Alabama	14,853

## Top Five Alabama Counties - Undergraduate Students

Jefferson	11%
Lee	7%
Madison	6%
Montgomery	4%
Mobile	4%

## Top Five Alabama Public - Feeder High Schools

# of 2007-08 H.S. Graduates Enrolled	1,677	
Auburn	Auburn City	98
Oak Mountain	Shelby County	94
Virgil Grissom	Huntsville City	89
Hoover	Hoover City	72
Huntsville	Huntsville City	67

## Summary of 2007-2008 Completions

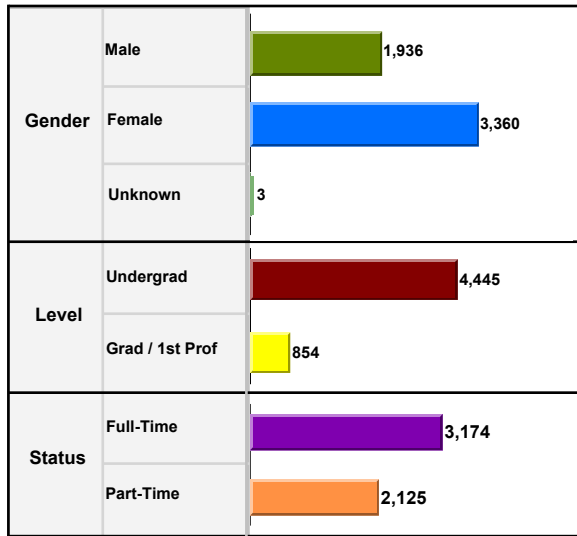
<1 Year	0
<2 Year	0
Assoc	0
<4 Year	0
Bacc	3,763
Post Bacc	0
Master's	849
Post-Master's	9
Doctoral	205
1st Prof	215

## Retention of 1st Time Degree-Seeking Freshmen

# of Fall 2007 Cohort Students	4,191
Enrolled or Completed Same Inst. FA 2008	87%
Enrolled Other AL Public Inst. FA 2008	3%

## Enrollment

Total Enrollment ..... 5,299



## Students Enrolled in Remedial Courses

Math Only .....	288
English Only .....	60
Math & English .....	50

## Enrollment by Type of Tuition Paid

<b>In-State</b>	
Undergraduate .....	4,217
Graduate .....	829
<b>Out-of-State</b>	
Undergraduate .....	191
Graduate .....	19
<b>Non-Resident Exempt, paying In-State</b>	
Undergraduate .....	37
Graduate .....	6

## Financial Aid

Received .....	3,011
Not Received .....	2,288

## Migration within Alabama Public Institutions

Transfer In .....	189
Transfer Out .....	254



Fall 2008  
Montgomery, AL

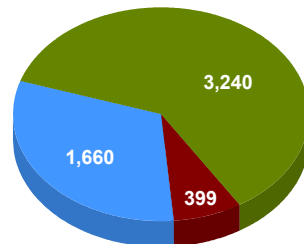
## Auburn University at Montgomery



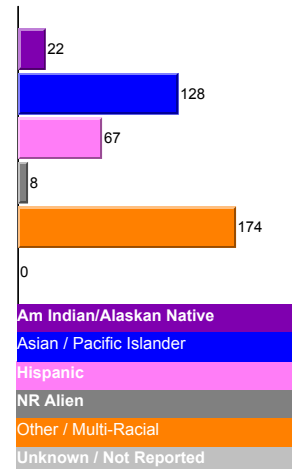
Institutional Student Profiles  
Alabama Commission on Higher Education  
[www.ache.alabama.gov](http://www.ache.alabama.gov)  
Source: Alabama Statewide Student Database

## Race/Ethnicity

### Race Summary



### Expanded Detail of Other Races



## Origins of All Students

Florida .....	46
Georgia .....	78
Mississippi .....	9
Tennessee .....	13
Other US States and Territories .....	109
Non-US .....	19
From Alabama .....	5,025

## Top Five Alabama Counties - Undergraduate Students

Montgomery .....	39%
Elmore .....	17%
Autauga .....	10%
Lee .....	4%
UNKNOWN ALABAMA COUNTIES .....	3%

## Top Five Alabama Public - Feeder High Schools

# of 2007-08 H.S. Graduates Enrolled.....	406	
Prattville .....	Autauga County .....	68
Stanhope Elmore .....	Elmore County .....	40
Jefferson Davis .....	Montgomery County ..	26
Lee .....	Montgomery County ..	24
Wetumpka .....	Elmore County .....	20

## Summary of 2007-2008 Completions

<1 Year .....	0
<2 Year .....	0
Assoc .....	0
<4 Year .....	0
Bacc .....	678
Post Bacc .....	0
Master's .....	214
Post-Master's .....	28
Doctoral .....	0
1st Prof .....	0

## Retention of 1st Time Degree-Seeking Freshmen

# of Fall 2007 Cohort Students.....	466
Enrolled or Completed Same Inst. FA 2008.....	63%
Enrolled Other AL Public Inst. FA 2008.....	9%

## Enrollment

**Total Enrollment** ..... **9,481**

Gender	Male	3,977
	Female	5,504
	Unknown	0
Level	Undergrad	7,918
	Grad / 1st Prof	1,563
Status	Full-Time	6,303
	Part-Time	3,178

## Students Enrolled in Remedial Courses

Math Only	222
English Only	256
Math & English	128

## Enrollment by Type of Tuition Paid

<b>In-State</b>	
Undergraduate	6,670
Graduate	1,196
<b>Out-of-State</b>	
Undergraduate	683
Graduate	194
<b>Non-Resident Exempt, paying In-State</b>	
Undergraduate	565
Graduate	173

## Financial Aid

Received	6,352
Not Received	3,129

## Migration within Alabama Public Institutions

Transfer In	853
Transfer Out	322

Fall 2008  
Jacksonville, AL

## Jacksonville State University



**Institutional Student Profiles**  
Alabama Commission on Higher Education  
[www.ache.alabama.gov](http://www.ache.alabama.gov)  
Source: Alabama Statewide Student Database

## Origins of All Students

Florida	61
Georgia	1,037
Mississippi	21
Tennessee	16
Other US States and Territories	245
Non-US	2
From Alabama	8,099

## Top Five Alabama Counties - Undergraduate Students

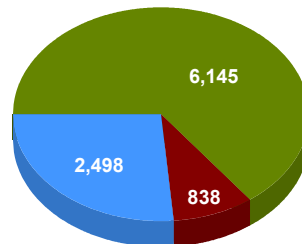
UNKNOWN ALABAMA COUNTIES	37%
Calhoun	19%
Etowah	6%
Jefferson	6%
Talladega	3%

## Top Five Alabama Public - Feeder High Schools

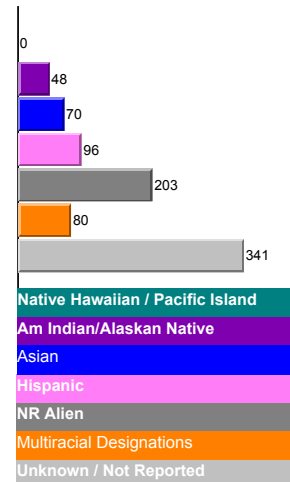
# of 2007-08 H.S. Graduates Enrolled	734	
Oxford	Oxford City	41
Jacksonville	Jacksonville City	33
Saks	Calhoun County	27
Huffman -Magnet	Birmingham City	19
Glencoe	Etowah County	18

## Race/Ethnicity

### Race Summary



### Expanded Details of Other Races



African Am/Non-Hispanic
White / Non-Hispanic
Other Races

## Summary of 2007-2008 Completions

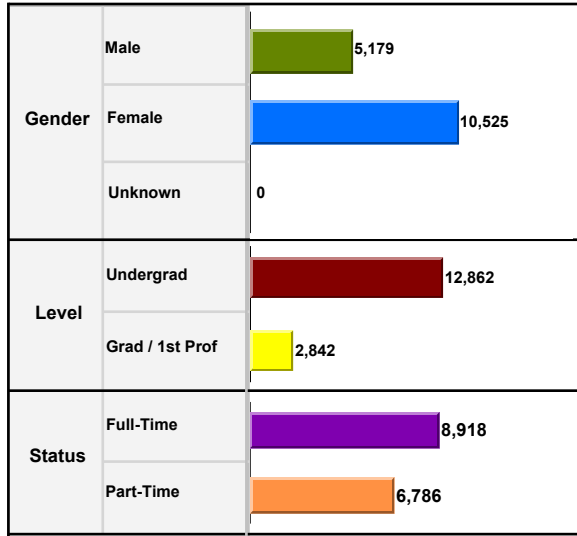
<1 Year	0
<2 Year	0
Assoc	0
<4 Year	0
Bacc	1,051
Post Bacc	0
Master's	462
Post-Master's	126
Doctoral	0
1st Prof	0

## Retention of 1st Time Degree-Seeking Freshmen

# of Fall 2007 Cohort Students	2,693
Enrolled or Completed Same Inst. FA 2008	65%
Enrolled Other AL Public Inst. FA 2008	8%

## Enrollment

**Total Enrollment** ..... **15,704**



## Students Enrolled in Remedial Courses

Math Only	1,310
English Only	319
Math & English	288

## Enrollment by Type of Tuition Paid

<b>In-State</b>	
Undergraduate	11,463
Graduate	2,167
<b>Out-of-State</b>	
Undergraduate	695
Graduate	235
<b>Non-Resident Exempt, paying In-State</b>	
Undergraduate	704
Graduate	440

## Financial Aid

Received	12,516
Not Received	3,188

## Migration within Alabama Public Institutions

Transfer In	824
Transfer Out	354

Fall 2008  
Troy, AL

## Troy University



**Institutional Student Profiles**  
Alabama Commission on Higher Education  
[www.ache.alabama.gov](http://www.ache.alabama.gov)  
Source: Alabama Statewide Student Database

## Origins of All Students

Florida	399
Georgia	1,115
Mississippi	21
Tennessee	11
Other US States and Territories	230
Non-US	622
From Alabama	13,306

## Top Five Alabama Counties - Undergraduate Students

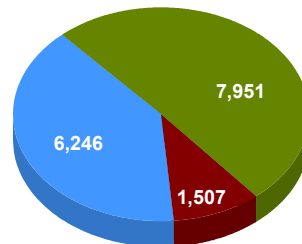
Montgomery	21%
Houston	8%
Pike	7%
Elmore	5%
Dale	4%

## Top Five Alabama Public - Feeder High Schools

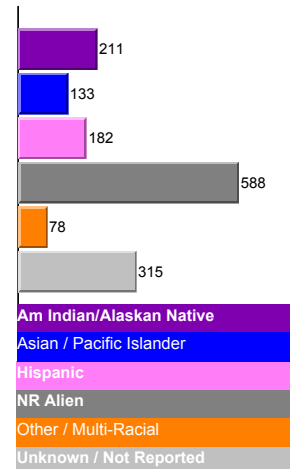
# of 2007-08 H.S. Graduates Enrolled	905
Lee	Montgomery County .. 46
Charles Henderson	Troy City ..... 42
Prattville	Autauga County ..... 35
Enterprise	Enterprise City ..... 25
Dothan	Dothan City ..... 22

## Race/Ethnicity

### Race Summary



### Expanded Detail of Other Races



## Summary of 2007-2008 Completions

<1 Year	0
<2 Year	0
Assoc	127
<4 Year	0
Bacc	1,571
Post Bacc	0
Master's	852
Post-Master's	93
Doctoral	0
1st Prof	0

## Retention of 1st Time Degree-Seeking Freshmen

# of Fall 2007 Cohort Students	2,001
Enrolled or Completed Same Inst. FA 2008	67%
Enrolled Other AL Public Inst. FA 2008	8%



## Enrollment

**Total Enrollment** ..... **27,052**

Gender	Male	12,578
	Female	14,474
	Unknown	0
Level	Undergrad	22,343
	Grad / 1st Prof	4,709
Status	Full-Time	23,579
	Part-Time	3,473

## Students Enrolled in Remedial Courses

Math Only	497
English Only	5
Math & English	0

## Enrollment by Type of Tuition Paid

<b>In-State</b>	
Undergraduate	16,607
Graduate	3,210
<b>Out-of-State</b>	
Undergraduate	5,653
Graduate	1,485
<b>Non-Resident Exempt, paying In-State</b>	
Undergraduate	83
Graduate	14

## Financial Aid

Received	16,906
Not Received	10,146

## Migration within Alabama Public Institutions

Transfer In	1,337
Transfer Out	461

Fall 2008  
Tuscaloosa, AL

## University of Alabama

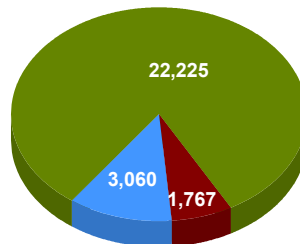


**Institutional Student Profiles**  
Alabama Commission on Higher Education  
[www.ache.alabama.gov](http://www.ache.alabama.gov)

Source: Alabama Statewide Student Database

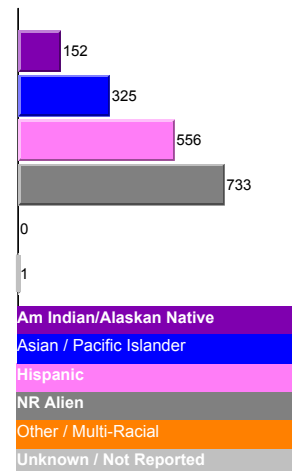
## Race/Ethnicity

### Race Summary



African Am/Non-Hispanic
White / Non-Hispanic
Other Races

### Expanded Detail of Other Races



## Origins of All Students

Florida	697
Georgia	1,927
Mississippi	381
Tennessee	828
Other US States and Territories	3,453
Non-US	854
From Alabama	18,912

## Top Five Alabama Counties - Undergraduate Students

Jefferson	15%
Tuscaloosa	11%
Madison	6%
Shelby	5%
Mobile	4%

## Top Five Alabama Public - Feeder High Schools

# of 2007-08 H.S. Graduates Enrolled	2,355	
Hoover	Hoover City	124
Vestavia Hills	Vestavia Hills City	122
Mountain Brook	Mountain Brook City	121
Oak Mountain	Shelby County	88
Spain Park	Hoover City	74

## Summary of 2007-2008 Completions

<1 Year	0
<2 Year	0
Assoc	0
<4 Year	0
Bacc	3,398
Post Bacc	0
Master's	1,237
Post-Master's	83
Doctoral	191
1st Prof	154

## Retention of 1st Time Degree-Seeking Freshmen

# of Fall 2007 Cohort Students	4,538
Enrolled or Completed Same Inst. FA 2008	84%
Enrolled Other AL Public Inst. FA 2008	5%

## Enrollment

**Total Enrollment** ..... **16,168**

Gender	Male	6,427
	Female	9,725
	Unknown	16
Level	Undergrad	10,383
	Grad / 1st Prof	5,785
Status	Full-Time	11,097
	Part-Time	5,071

## Students Enrolled in Remedial Courses

Math Only	383
English Only	92
Math & English	45

## Enrollment by Type of Tuition Paid

<b>In-State</b>	
Undergraduate	9,570
Graduate	4,077
<b>Out-of-State</b>	
Undergraduate	806
Graduate	613
<b>Non-Resident Exempt, paying In-State</b>	
Undergraduate	7
Graduate	1,095

## Financial Aid

Received	8,053
Not Received	8,115

## Migration within Alabama Public Institutions

Transfer In	906
Transfer Out	327



Fall 2008  
Birmingham, AL

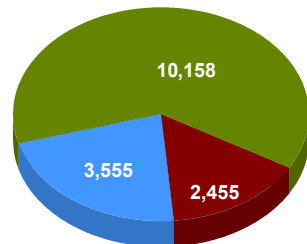
## University of Alabama at Birmingham



**Institutional Student Profiles**  
Alabama Commission on Higher Education  
[www.ache.alabama.gov](http://www.ache.alabama.gov)  
Source: Alabama Statewide Student Database

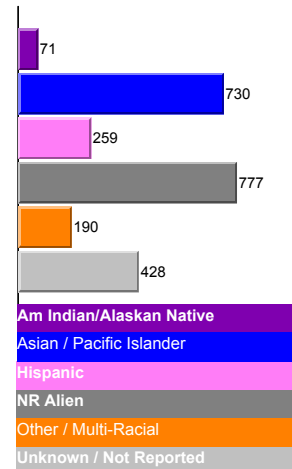
## Race/Ethnicity

### Race Summary



African Am/Non-Hispanic
White / Non-Hispanic
Other Races

### Expanded Detail of Other Races



Am Indian/Alaskan Native
Asian / Pacific Islander
Hispanic
NR Alien
Other / Multi-Racial
Unknown / Not Reported

## Origins of All Students

Florida	158
Georgia	358
Mississippi	220
Tennessee	137
Other US States and Territories	987
Non-US	790
From Alabama	13,518

## Top Five Alabama Counties - Undergraduate Students

Jefferson	44%
Shelby	10%
Madison	5%
St Clair	3%
Mobile	3%

## Top Five Alabama Public - Feeder High Schools

# of 2007-08 H.S. Graduates Enrolled	871	
Hoover	Hoover City	41
Bob Jones	Madison City	33
Clay-Chalkville	Jefferson County	30
Hewitt-Trussville	Trussville City	30
Gardendale	Jefferson County	23

## Summary of 2007-2008 Completions

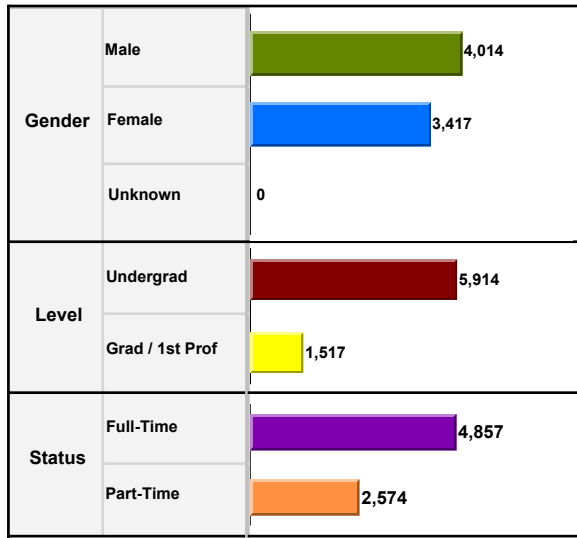
<1 Year	0
<2 Year	21
Assoc	0
<4 Year	0
Bacc	1,907
Post Bacc	14
Master's	1,098
Post-Master's	28
Doctoral	197
1st Prof	245

## Retention of 1st Time Degree-Seeking Freshmen

# of Fall 2007 Cohort Students	1,416
Enrolled or Completed Same Inst. FA 2008	78%
Enrolled Other AL Public Inst. FA 2008	8%

## Enrollment

**Total Enrollment** ..... **7,431**



## Students Enrolled in Remedial Courses

Math Only	222
English Only	0
Math & English	0

## Enrollment by Type of Tuition Paid

<b>In-State</b>	
Undergraduate	5,135
Graduate	1,140
<b>Out-of-State</b>	
Undergraduate	592
Graduate	160
<b>Non-Resident Exempt, paying In-State</b>	
Undergraduate	187
Graduate	217

## Financial Aid

Received	3,990
Not Received	3,441


## Migration within Alabama Public Institutions

Transfer In	461
Transfer Out	197



Fall 2008  
Huntsville, AL

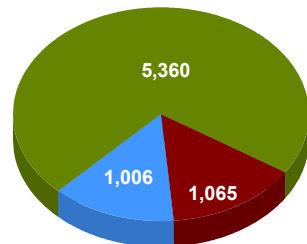
## University of Alabama in Huntsville



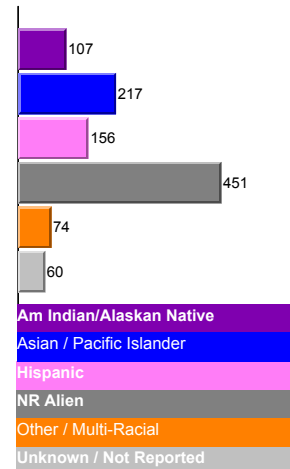
**Institutional Student Profiles**  
Alabama Commission on Higher Education  
[www.ache.alabama.gov](http://www.ache.alabama.gov)  
Source: Alabama Statewide Student Database

## Race/Ethnicity

### Race Summary



### Expanded Detail of Other Races



## Origins of All Students

Florida	38
Georgia	57
Mississippi	23
Tennessee	380
Other US States and Territories	381
Non-US	469
From Alabama	6,083

## Top Five Alabama Counties - Undergraduate Students

Madison	52%
Morgan	6%
Limestone	4%
Jefferson	4%
Marshall	3%

## Top Five Alabama Public - Feeder High Schools

# of 2007-08 H.S. Graduates Enrolled	480	
Bob Jones	Madison City	68
Virgil Grissom	Huntsville City	50
Sparkman	Madison County	42
Hazel Green	Madison County	31
Huntsville	Huntsville City	25

## Summary of 2007-2008 Completions

<1 Year	0
<2 Year	0
Assoc	0
<4 Year	0
Bacc	889
Post Bacc	29
Master's	322
Post-Master's	1
Doctoral	37
1st Prof	0

## Retention of 1st Time Degree-Seeking Freshmen

# of Fall 2007 Cohort Students	800
Enrolled or Completed Same Inst. FA 2008	75%
Enrolled Other AL Public Inst. FA 2008	11%

## Enrollment

**Total Enrollment** ..... **3,025**

Gender	Male	941
	Female	2,084
	Unknown	0
Level	Undergrad	2,611
	Grad / 1st Prof	414
Status	Full-Time	2,494
	Part-Time	531

## Students Enrolled in Remedial Courses

Math Only	0
English Only	0
Math & English	0

## Enrollment by Type of Tuition Paid

<b>In-State</b>	
Undergraduate	2,454
Graduate	404
<b>Out-of-State</b>	
Undergraduate	157
Graduate	10
<b>Non-Resident Exempt, paying In-State</b>	
Undergraduate	0
Graduate	0

## Financial Aid

Received	2,054
Not Received	971

## Migration within Alabama Public Institutions

Transfer In	222
Transfer Out	103

Fall 2008  
Montevallo, AL

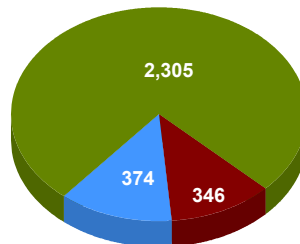
## University of Montevallo



**Institutional Student Profiles**  
Alabama Commission on Higher Education  
[www.ache.alabama.gov](http://www.ache.alabama.gov)  
Source: Alabama Statewide Student Database

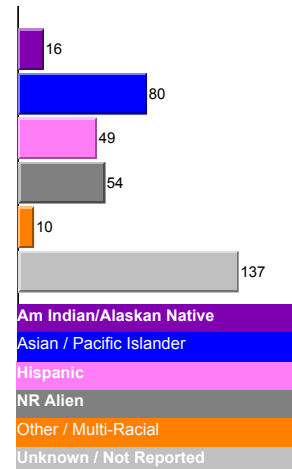
## Race/Ethnicity

### Race Summary



African Am/Non-Hispanic	374
White / Non-Hispanic	2,305
Other Races	346

### Expanded Detail of Other Races



## Origins of All Students

Florida	16
Georgia	16
Mississippi	12
Tennessee	11
Other US States and Territories	59
Non-US	55
From Alabama	2,856

## Top Five Alabama Counties - Undergraduate Students

Shelby	26%
Jefferson	22%
UNKNOWN ALABAMA COUNTIES	9%
Chilton	6%
Madison	5%

## Top Five Alabama Public - Feeder High Schools

# of 2007-08 H.S. Graduates Enrolled	373	
Thompson	Shelby County	26
Montevallo	Shelby County	21
Hoover	Hoover City	17
Pelham	Shelby County	13
Prattville	Autauga County	12

## Summary of 2007-2008 Completions

<1 Year	0
<2 Year	0
Assoc	0
<4 Year	0
Bacc	411
Post Bacc	0
Master's	154
Post-Master's	29
Doctoral	0
1st Prof	0

## Retention of 1st Time Degree-Seeking Freshmen

# of Fall 2007 Cohort Students	472
Enrolled or Completed Same Inst. FA 2008	75%
Enrolled Other AL Public Inst. FA 2008	11%

## Enrollment

**Total Enrollment** ..... **7,206**

Gender	Male	3,206
	Female	3,997
	Unknown	3
Level	Undergrad	5,920
	Grad / 1st Prof	1,286
Status	Full-Time	5,234
	Part-Time	1,972

## Students Enrolled in Remedial Courses

Math Only	104
English Only	81
Math & English	47

## Enrollment by Type of Tuition Paid

<b>In-State</b>	
Undergraduate	4,382
Graduate	586
<b>Out-of-State</b>	
Undergraduate	686
Graduate	227
<b>Non-Resident Exempt, paying In-State</b>	
Undergraduate	852
Graduate	473

## Financial Aid

Received	3,860
Not Received	3,346

## Migration within Alabama Public Institutions

Transfer In	143
Transfer Out	333

Fall 2008  
Florence, AL

## University of North Alabama



**Institutional Student Profiles**  
Alabama Commission on Higher Education  
[www.ache.alabama.gov](http://www.ache.alabama.gov)  
Source: Alabama Statewide Student Database

## Origins of All Students

Florida	59
Georgia	43
Mississippi	378
Tennessee	462
Other US States and Territories	214
Non-US	1,081
From Alabama	4,969

## Top Five Alabama Counties - Undergraduate Students

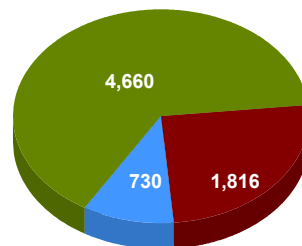
Lauderdale	27%
Colbert	11%
Madison	7%
Morgan	5%
Franklin	4%

## Top Five Alabama Public - Feeder High Schools

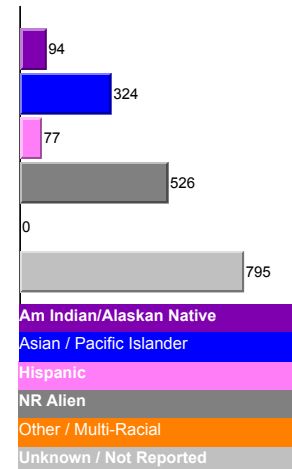
# of 2007-08 H.S. Graduates Enrolled	657	
Florence	Florence City	69
Sparkman	Madison County	30
Austin	Decatur City	28
Brooks	Lauderdale County	27
Muscle Shoals	Muscle Shoals City	27

## Race/Ethnicity

### Race Summary



### Expanded Detail of Other Races



African Am/Non-Hispanic	730
White / Non-Hispanic	4,660
Other Races	1,816

## Summary of 2007-2008 Completions

<1 Year	0
<2 Year	0
Assoc	0
<4 Year	0
Bacc	845
Post Bacc	0
Master's	465
Post-Master's	17
Doctoral	0
1st Prof	0

## Retention of 1st Time Degree-Seeking Freshmen

# of Fall 2007 Cohort Students	1,023
Enrolled or Completed Same Inst. FA 2008	59%
Enrolled Other AL Public Inst. FA 2008	11%

## Enrollment

**Total Enrollment** ..... **14,064**

Gender	Male	5,407
	Female	8,657
	Unknown	0
Level	Undergrad	11,127
	Grad / 1st Prof	2,937
Status	Full-Time	10,398
	Part-Time	3,666

## Students Enrolled in Remedial Courses

Math Only	220
English Only	10
Math & English	8

## Enrollment by Type of Tuition Paid

<b>In-State</b>	
Undergraduate	8,912
Graduate	1,716
<b>Out-of-State</b>	
Undergraduate	910
Graduate	989
<b>Non-Resident Exempt, paying In-State</b>	
Undergraduate	1,305
Graduate	232

## Financial Aid

Received	5,937
Not Received	8,127

## Migration within Alabama Public Institutions

Transfer In	493
Transfer Out	262



Fall 2008  
Mobile, AL

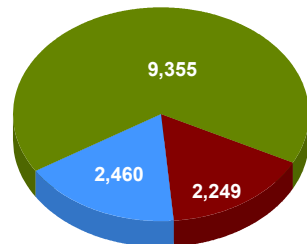
## University of South Alabama



**Institutional Student Profiles**  
Alabama Commission on Higher Education  
[www.ache.alabama.gov](http://www.ache.alabama.gov)  
Source: Alabama Statewide Student Database

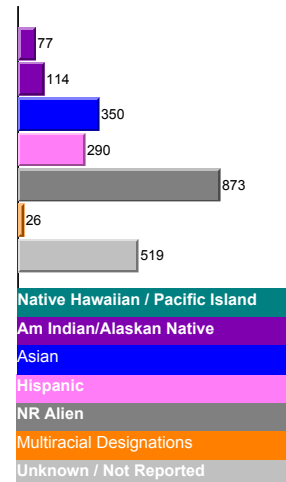
## Race/Ethnicity

### Race Summary



African Am/Non-Hispanic	2,460
White / Non-Hispanic	9,355
Other Races	2,249

### Expanded Details of Other Races



## Origins of All Students

Florida	597
Georgia	139
Mississippi	1,431
Tennessee	56
Other US States and Territories	921
Non-US	1,073
From Alabama	9,847

## Top Five Alabama Counties - Undergraduate Students

Mobile	54%
Baldwin	10%
Jefferson	1%
Washington	1%
Clarke	1%

## Top Five Alabama Public - Feeder High Schools

# of 2007-08 H.S. Graduates Enrolled	800	
Baker	Mobile County	119
Murphy	Mobile County	87
Mary G Montgomery	Mobile County	71
Theodore	Mobile County	65
Alma Bryant	Mobile County	40

## Summary of 2007-2008 Completions

<1 Year	37
<2 Year	23
Assoc	0
<4 Year	29
Bacc	1,559
Post Bacc	3
Master's	719
Post-Master's	28
Doctoral	72
1st Prof	65

## Retention of 1st Time Degree-Seeking Freshmen

# of Fall 2007 Cohort Students	1,529
Enrolled or Completed Same Inst. FA 2008	66%
Enrolled Other AL Public Inst. FA 2008	6%

## Enrollment

**Total Enrollment** ..... **4,888**

Gender	Male	1,186
	Female	3,702
	Unknown	0
Level	Undergrad	1,868
	Grad / 1st Prof	3,020
Status	Full-Time	3,855
	Part-Time	1,033

## Students Enrolled in Remedial Courses

Math Only	99
English Only	61
Math & English	74

## Enrollment by Type of Tuition Paid

<b>In-State</b>	
Undergraduate	1,506
Graduate	1,787
<b>Out-of-State</b>	
Undergraduate	69
Graduate	285
<b>Non-Resident Exempt, paying In-State</b>	
Undergraduate	293
Graduate	948

## Financial Aid

Received	2,763
Not Received	2,125

## Migration within Alabama Public Institutions

Transfer In	126
Transfer Out	76



Fall 2008  
Livingston, AL

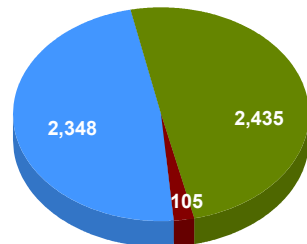
## University of West Alabama



**Institutional Student Profiles**  
Alabama Commission on Higher Education  
[www.ache.alabama.gov](http://www.ache.alabama.gov)  
Source: Alabama Statewide Student Database

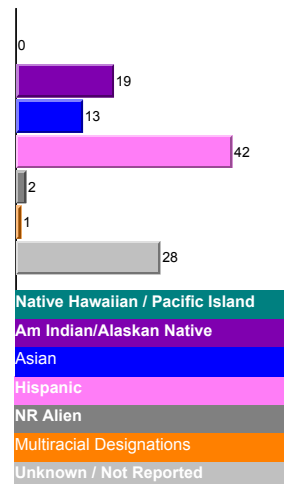
## Race/Ethnicity

### Race Summary



African Am/Non-Hispanic
White / Non-Hispanic
Other Races

### Expanded Details of Other Races



## Origins of All Students

Florida	81
Georgia	341
Mississippi	723
Tennessee	53
Other US States and Territories	371
Non-US	26
From Alabama	3,293

## Top Five Alabama Counties - Undergraduate Students

Sumter	23%
Marengo	11%
Tuscaloosa	6%
Choctaw	5%
Jefferson	4%

## Top Five Alabama Public - Feeder High Schools

# of 2007-08 H.S. Graduates Enrolled	169	
Demopolis	Demopolis City	27
Choctaw County	Choctaw County	7
Millry	Washington County	7
Greene County	Greene County	6
Southern Choctaw	Choctaw County	6

## Summary of 2007-2008 Completions

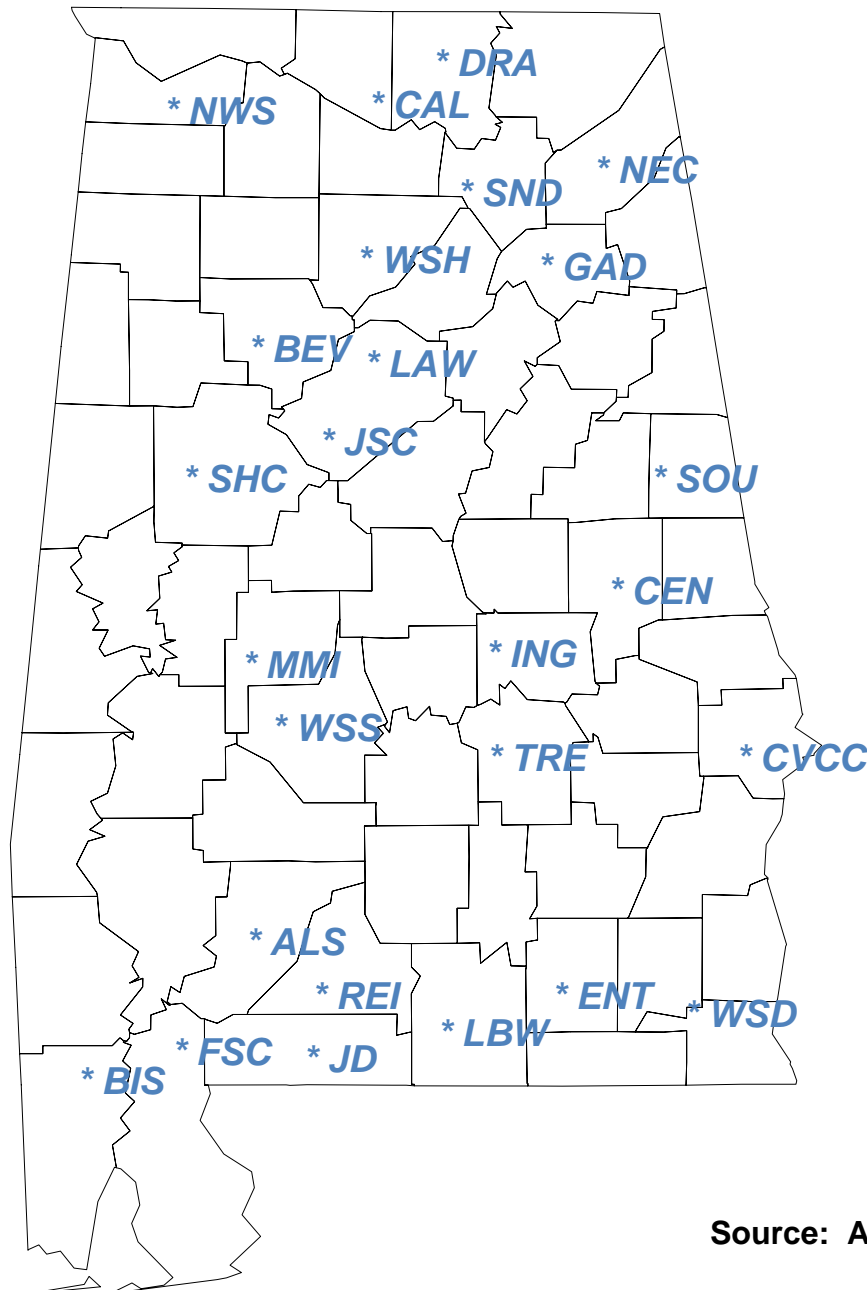
<1 Year	0
<2 Year	0
Assoc	49
<4 Year	0
Bacc	204
Post Bacc	0
Master's	627
Post-Master's	0
Doctoral	0
1st Prof	0

## Retention of 1st Time Degree-Seeking Freshmen

# of Fall 2007 Cohort Students	366
Enrolled or Completed Same Inst. FA 2008	59%
Enrolled Other AL Public Inst. FA 2008	8%

# ALABAMA COMMISSION ON HIGHER EDUCATION INSTITUTIONAL STUDENT PROFILES FALL 2008

## ALL PUBLIC 2-YEAR INSTITUTIONS




- Alabama Southern Community College (ALS)
- Bevill State Community College (BEV)
- Bishop State Community College (BIS)
- Calhoun State Community College (CAL)
- Central Alabama Community College (CEN)
- Chattahoochee Valley Community College (CVCC)
- Drake State Technical College (DRA)
- Enterprise-Ozark Community College (ENT)
- Faulkner State Community College (FSC)
- Gadsden State Community College (GAD)
- Ingram State Technical College (ING)
- Jefferson Davis Community College (JD)
- Jefferson State Community College (JSC)
- Lawson State Community College (LAW)
- Lurleen B. Wallace Community College (LBW)
- Marion Military Institute (MMI)
- Northeast Alabama Community College (NEC)
- Northwest-Shoals Community College (NWS)
- Reid State Technical College (REI)
- Shelton State Community College (SHC)
- Snead State Community College (SND)
- Southern Union State Community College (SOU)
- Trenholm State Technical College (TRE)
- Wallace State Community College Dothan (WSD)
- Wallace State Community College Hanceville (WSH)
- Wallace State Community College Selma (WSS)

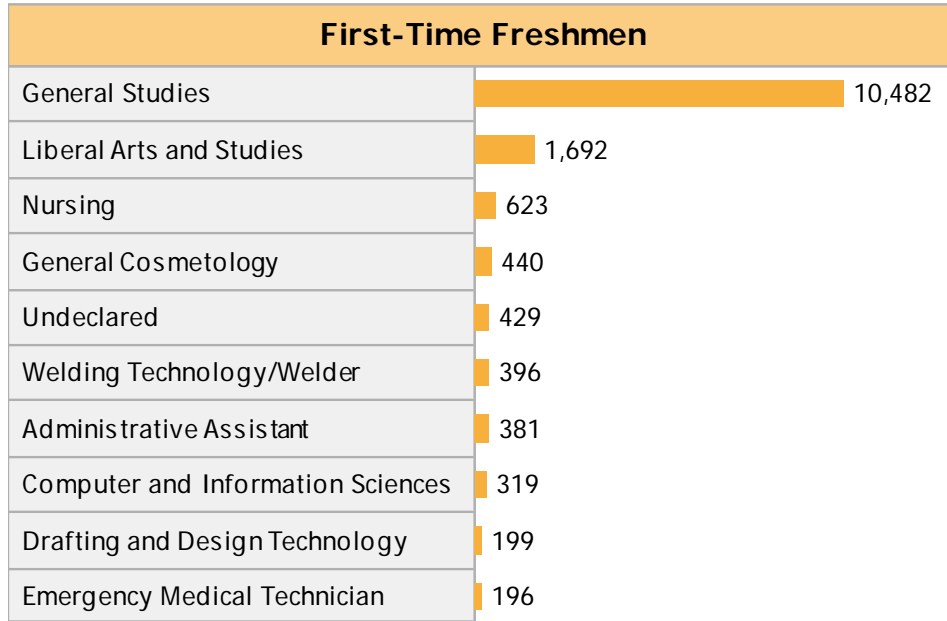
Source: Alabama Statewide Student Database



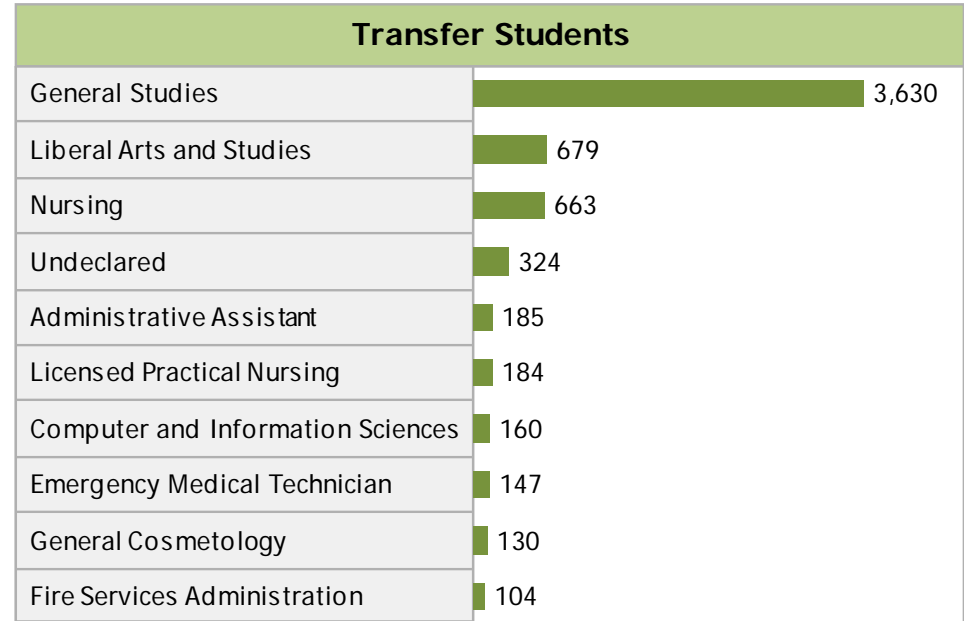
# ACHE Summary of Top 10 Majors of Students Enrolled Fall 2008 at 2YR Public Institutions



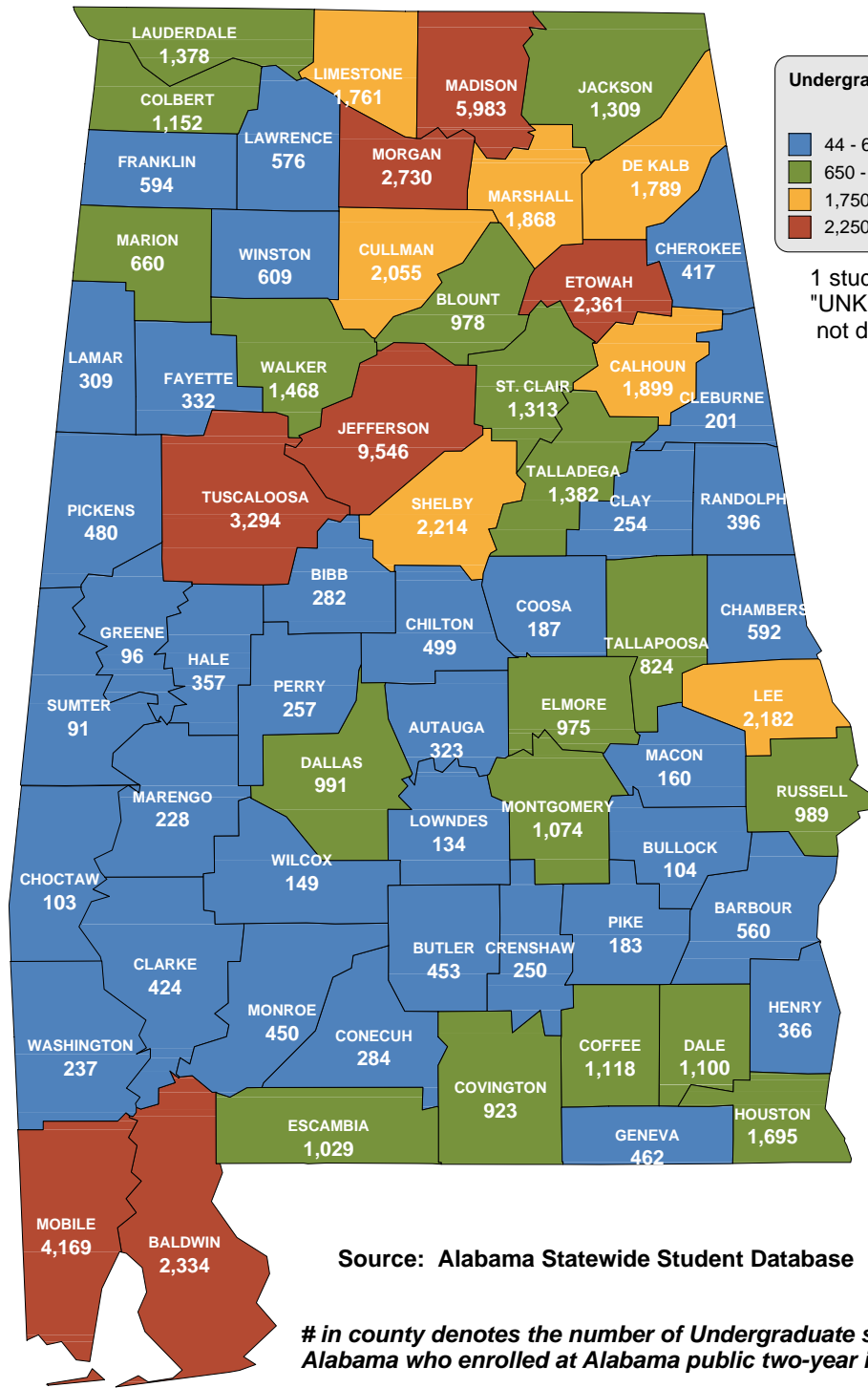
Total number of undergraduate students enrolled at Alabama public 2YR institutions was 84,092.



Total number of first-time freshmen enrolled at Alabama public 2YR institutions was 19,246.



Total number of transfer students enrolled at Alabama public 2YR institutions was 7,857.



**Undergraduate Students by County  
Fall 2008**

- 44 - 650
- 650 - 1,750
- 1,750 - 2,250
- 2,250 - 10,000

1 student with an "UNKNOWN" county is not depicted on this map.

# ALL ALABAMA PUBLIC 2-YEAR INSTITUTIONS UNDERGRADUATE ENROLLMENT ONLY

## UNDERGRADUATE STUDENTS

Total: 84,092  
From Alabama: 75,943

Source: Alabama Statewide Student Database

# in county denotes the number of Undergraduate students from Alabama who enrolled at Alabama public two-year institutions FA 2008.



## Enrollment

Total Enrollment ..... 84,092

Gender	Male	33,225
	Female	50,849
	Unknown	18
Level	Undergrad	84,092
	Grad / 1st Prof	0
Status	Full-Time	44,538
	Part-Time	39,554

## Students Enrolled in Remedial Courses

Math Only .....	8,291
English Only .....	2,953
Math & English .....	4,080

## Enrollment by Type of Tuition Paid

<b>In-State</b>	
Undergraduate .....	79,510
Graduate .....	0
<b>Out-of-State</b>	
Undergraduate .....	2,172
Graduate .....	0
<b>Non-Resident Exempt, paying In-State</b>	
Undergraduate .....	2,410
Graduate .....	0

## Financial Aid

Received .....	51,619
Not Received .....	32,473


## Migration within Alabama Public Institutions

Transfer In .....	4,129
Transfer Out .....	8,320



Fall 2008  
ALABAMA

## Two-Year Public Institutions



Institutional Student Profiles  
Alabama Commission on Higher Education  
[www.ache.alabama.gov](http://www.ache.alabama.gov)  
Source: Alabama Statewide Student Database

## Origins of All Students

Florida .....	599
Georgia .....	1,423
Mississippi .....	291
Tennessee .....	357
Other US States and Territories .....	562
Non-US .....	4,917
From Alabama .....	75,943

## Top Five Alabama Counties - Undergraduate Students

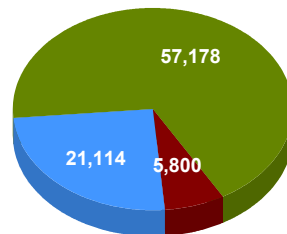
Jefferson .....	11%
Madison .....	7%
Mobile .....	5%
Tuscaloosa .....	4%
Baldwin .....	3%

## Top Five Alabama Public - Feeder High Schools

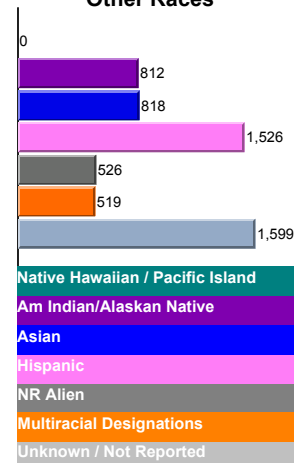
# of 2007-08 H.S. Graduates Enrolled.....	10,883	
Tuscaloosa County .....	Tuscaloosa County .....	152
Bob Jones .....	Madison City .....	139
Enterprise .....	Enterprise City .....	118
Hillcrest .....	Tuscaloosa County .....	112
Sparkman .....	Madison County .....	105

## Race/Ethnicity

### Race Summary



### Expanded Detail of Other Races



## Summary of 2007-2008 Completions

<1 Year .....	2,092
<2 Year .....	1,930
Assoc .....	7,676
<4 Year .....	0
Bacc .....	0
Post Bacc .....	0
Master's .....	0
Post-Master's .....	0
Doctoral .....	0
1st Prof .....	0

## Retention of 1st Time Degree-Seeking Freshmen

# of Fall 2007 Cohort Students.....	18,398
Enrolled or Completed Same Inst. FA 2008.....	51%
Enrolled Other AL Public Inst. FA 2008 .....	7%

## Enrollment

Total Enrollment ..... 1,318

Gender	Male	485
	Female	833
	Unknown	0
Level	Undergrad	1,318
	Grad / 1st Prof	0
Status	Full-Time	854
	Part-Time	464

## Students Enrolled in Remedial Courses

Math Only .....	139
English Only .....	63
Math & English .....	112

## Enrollment by Type of Tuition Paid

In-State		
Undergraduate .....	1,266	
Graduate .....	0	
Out-of-State		
Undergraduate .....	44	
Graduate .....	0	
Non-Resident Exempt, paying In-State		
Undergraduate .....	8	
Graduate .....	0	

## Financial Aid

Received .....	892
Not Received .....	426

## Migration within Alabama Public Institutions

Transfer In .....	59
Transfer Out .....	193



Fall 2008  
Monroeville, AL

## Alabama Southern Community College



Institutional Student Profiles  
Alabama Commission on Higher Education  
[www.ache.alabama.gov](http://www.ache.alabama.gov)  
Source: Alabama Statewide Student Database

## Origins of All Students

Florida .....	17
Georgia .....	19
Mississippi .....	13
Tennessee .....	0
Other US States and Territories .....	6
Non-US .....	180
From Alabama .....	1,083

## Top Five Alabama Counties - Undergraduate Students

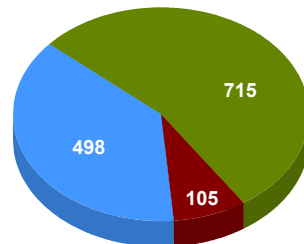
Clarke .....	25%
Monroe .....	18%
Marengo .....	10%
Washington .....	8%
Choctaw .....	6%

## Top Five Alabama Public - Feeder High Schools

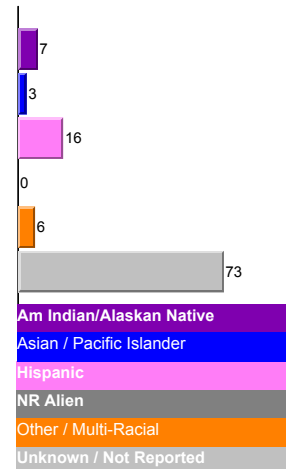
# of 2007-08 H.S. Graduates Enrolled.....	202
Jackson .....	30
Monroe County .....	29
Excel .....	22
Thomasville .....	22
Millry .....	15

## Race/Ethnicity

### Race Summary



### Expanded Detail of Other Races



## Summary of 2007-2008 Completions

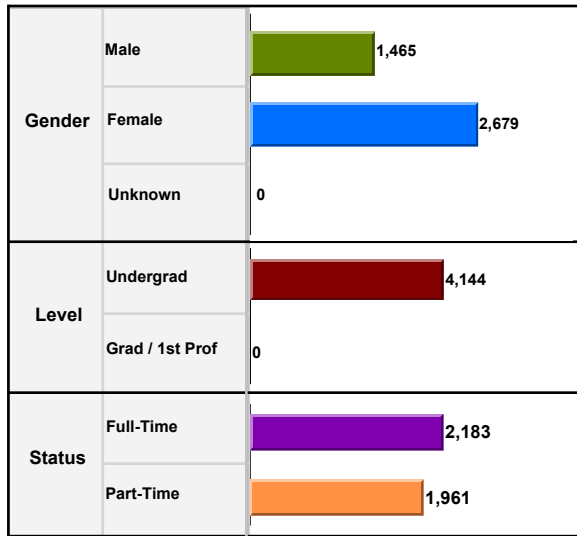
<1 Year .....	15
<2 Year .....	38
Assoc .....	142
<4 Year .....	0
Bacc .....	0
Post Bacc .....	0
Master's .....	0
Post-Master's .....	0
Doctoral .....	0
1st Prof .....	0

## Retention of 1st Time Degree-Seeking Freshmen

# of Fall 2007 Cohort Students.....	403
Enrolled or Completed Same Inst. FA 2008.....	50%
Enrolled Other AL Public Inst. FA 2008.....	9%

## Enrollment

**Total Enrollment** ..... **4,144**



## Students Enrolled in Remedial Courses

Math Only	576
English Only	130
Math & English	221

## Enrollment by Type of Tuition Paid

<b>In-State</b>	
Undergraduate	3,961
Graduate	0
<b>Out-of-State</b>	
Undergraduate	79
Graduate	0
<b>Non-Resident Exempt, paying In-State</b>	
Undergraduate	104
Graduate	0

## Financial Aid

Received	2,887
Not Received	1,257

## Migration within Alabama Public Institutions

Transfer In	150
Transfer Out	208

Fall 2008  
Sumiton, AL

## Bevill State Community College



**Institutional Student Profiles**  
Alabama Commission on Higher Education  
[www.ache.alabama.gov](http://www.ache.alabama.gov)  
Source: Alabama Statewide Student Database

## Origins of All Students

Florida	10
Georgia	21
Mississippi	116
Tennessee	9
Other US States and Territories	22
Non-US	419
From Alabama	3,547

## Top Five Alabama Counties - Undergraduate Students

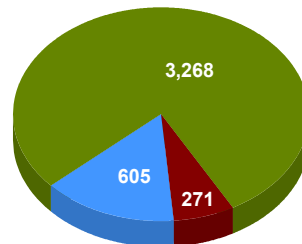
Walker	32%
Marion	13%
Jefferson	11%
Pickens	7%
Fayette	7%

## Top Five Alabama Public - Feeder High Schools

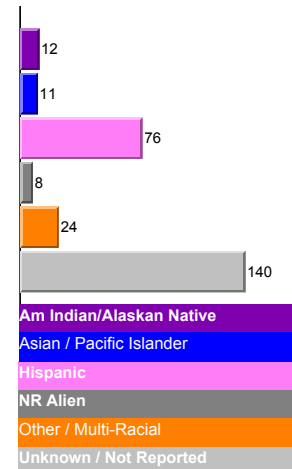
# of 2007-08 H.S. Graduates Enrolled	574	
Walker	Jasper City	71
Curry	Walker County	69
Winfield	Winfield City	36
Corner	Jefferson County	32
Hamilton	Marion County	28

## Race/Ethnicity

### Race Summary



### Expanded Detail of Other Races



## Summary of 2007-2008 Completions

<1 Year	177
<2 Year	103
Assoc	461
<4 Year	0
Bacc	0
Post Bacc	0
Master's	0
Post-Master's	0
Doctoral	0
1st Prof	0

## Retention of 1st Time Degree-Seeking Freshmen

# of Fall 2007 Cohort Students	959
Enrolled or Completed Same Inst. FA 2008	56%
Enrolled Other AL Public Inst. FA 2008	4%

## Enrollment

**Total Enrollment** ..... **3,218**

Gender	Male	1,056
	Female	2,162
	Unknown	0
Level	Undergrad	3,218
	Grad / 1st Prof	0
Status	Full-Time	1,314
	Part-Time	1,904

## Students Enrolled in Remedial Courses

Math Only	268
English Only	133
Math & English	178

## Enrollment by Type of Tuition Paid

<b>In-State</b>		
Undergraduate	3,065	
Graduate	0	
<b>Out-of-State</b>		
Undergraduate	118	
Graduate	0	
<b>Non-Resident Exempt, paying In-State</b>		
Undergraduate	35	
Graduate	0	

## Financial Aid

Received	2,251
Not Received	967

## Migration within Alabama Public Institutions

Transfer In	167
Transfer Out	286



Fall 2008  
Mobile, AL

## Bishop State Community College



**Institutional Student Profiles**  
Alabama Commission on Higher Education  
[www.ache.alabama.gov](http://www.ache.alabama.gov)  
Source: Alabama Statewide Student Database

## Origins of All Students

Florida	13
Georgia	4
Mississippi	29
Tennessee	0
Other US States and Territories	10
Non-US	181
From Alabama	2,981

## Top Five Alabama Counties - Undergraduate Students

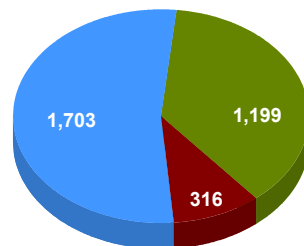
Mobile	88%
Baldwin	2%
Washington	1%
Clarke	0%
Escambia	0%

## Top Five Alabama Public - Feeder High Schools

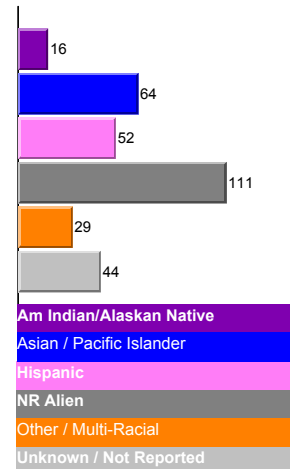
# of 2007-08 H.S. Graduates Enrolled	298	
Mattie T Blount	Mobile County	52
Murphy	Mobile County	45
Lillie B Williamson	Mobile County	29
John L Leflore Magnet Sch	Mobile County	26
Citronelle	Mobile County	20

## Race/Ethnicity

### Race Summary



### Expanded Detail of Other Races



## Summary of 2007-2008 Completions

<1 Year	85
<2 Year	69
Assoc	268
<4 Year	0
Bacc	0
Post Bacc	0
Master's	0
Post-Master's	0
Doctoral	0
1st Prof	0

## Retention of 1st Time Degree-Seeking Freshmen

# of Fall 2007 Cohort Students	425
Enrolled or Completed Same Inst. FA 2008	46%
Enrolled Other AL Public Inst. FA 2008	4%

## Enrollment

**Total Enrollment** ..... **9,707**

Gender	Male	4,206
	Female	5,491
	Unknown	10
Level	Undergrad	9,707
	Grad / 1st Prof	0
Status	Full-Time	4,267
	Part-Time	5,440

## Students Enrolled in Remedial Courses

Math Only	667
English Only	594
Math & English	506

## Enrollment by Type of Tuition Paid

<b>In-State</b>	
Undergraduate	8,930
Graduate	0
<b>Out-of-State</b>	
Undergraduate	178
Graduate	0
<b>Non-Resident Exempt, paying In-State</b>	
Undergraduate	599
Graduate	0

## Financial Aid

Received	4,152
Not Received	5,555

## Migration within Alabama Public Institutions

Transfer In	330
Transfer Out	985

Fall 2008  
Decatur, AL

## Calhoun State Community College



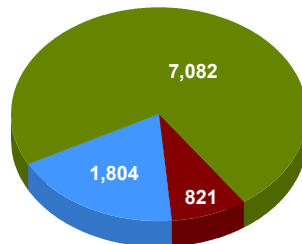
Institutional Student Profiles  
Alabama Commission on Higher Education

[www.ache.alabama.gov](http://www.ache.alabama.gov)

Source: Alabama Statewide Student Database

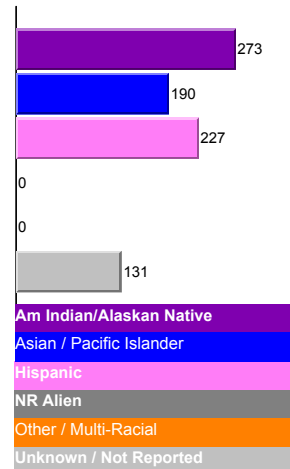
## Race/Ethnicity

### Race Summary



African Am/Non-Hispanic
White / Non-Hispanic
Other Races

### Expanded Detail of Other Races



## Origins of All Students

Florida	1
Georgia	6
Mississippi	2
Tennessee	138
Other US States and Territories	10
Non-US	218
From Alabama	9,332

## Top Five Alabama Counties - Undergraduate Students

Madison	51%
Morgan	21%
Limestone	17%
Lawrence	3%
Lauderdale	1%

## Top Five Alabama Public - Feeder High Schools

# of 2007-08 H.S. Graduates Enrolled	1,013	
Bob Jones	Madison City	121
Sparkman	Madison County	86
Austin	Decatur City	83
Virgil Grissom	Huntsville City	65
Hazel Green	Madison County	60

## Summary of 2007-2008 Completions

<1 Year	134
<2 Year	60
Assoc	636
<4 Year	0
Bacc	0
Post Bacc	0
Master's	0
Post-Master's	0
Doctoral	0
1st Prof	0

## Retention of 1st Time Degree-Seeking Freshmen

# of Fall 2007 Cohort Students	1,905
Enrolled or Completed Same Inst. FA 2008	51%
Enrolled Other AL Public Inst. FA 2008	10%

## Enrollment

**Total Enrollment** ..... **2,249**

Gender	Male	741
	Female	1,508
	Unknown	0
Level	Undergrad	2,249
	Grad / 1st Prof	0
Status	Full-Time	1,320
	Part-Time	929

## Students Enrolled in Remedial Courses

Math Only	251
English Only	64
Math & English	89

## Enrollment by Type of Tuition Paid

<b>In-State</b>		
Undergraduate	2,209	
Graduate	0	
<b>Out-of-State</b>		
Undergraduate	23	
Graduate	0	
<b>Non-Resident Exempt, paying In-State</b>		
Undergraduate	17	
Graduate	0	

## Financial Aid

Received	1,679
Not Received	570

## Migration within Alabama Public Institutions

Transfer In	69
Transfer Out	345

Fall 2008  
Alexander City, AL

## Central Alabama Community College



**Institutional Student Profiles**  
Alabama Commission on Higher Education  
[www.ache.alabama.gov](http://www.ache.alabama.gov)  
Source: Alabama Statewide Student Database

## Origins of All Students

Florida	3
Georgia	7
Mississippi	2
Tennessee	2
Other US States and Territories	6
Non-US	86
From Alabama	2,143

## Top Five Alabama Counties - Undergraduate Students

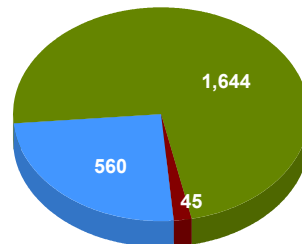
Talladega	43%
Tallapoosa	26%
Coosa	7%
Shelby	6%
Elmore	5%

## Top Five Alabama Public - Feeder High Schools

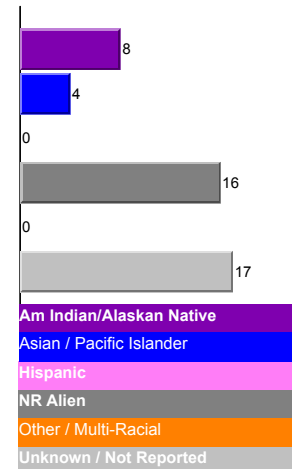
# of 2007-08 H.S. Graduates Enrolled	384	
Benjamin Russell	Alexander City	77
Childersburg	Talladega County	34
Sylacauga	Sylacauga City	31
Central	Coosa County	28
Elmore County	Elmore County	21

## Race/Ethnicity

### Race Summary



### Expanded Detail of Other Races



## Summary of 2007-2008 Completions

<1 Year	8
<2 Year	43
Assoc	217
<4 Year	0
Bacc	0
Post Bacc	0
Master's	0
Post-Master's	0
Doctoral	0
1st Prof	0

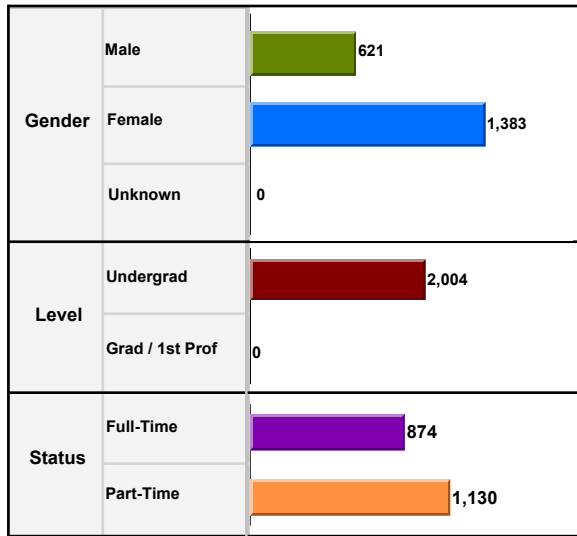
## Retention of 1st Time Degree-Seeking Freshmen

# of Fall 2007 Cohort Students	513
Enrolled or Completed Same Inst. FA 2008	57%
Enrolled Other AL Public Inst. FA 2008	9%



## Enrollment

Total Enrollment ..... 2,004



## Students Enrolled in Remedial Courses

Math Only .....	300
English Only .....	34
Math & English .....	135

## Enrollment by Type of Tuition Paid

<b>In-State</b>	
Undergraduate .....	1,410
Graduate .....	0
<b>Out-of-State</b>	
Undergraduate .....	36
Graduate .....	0
<b>Non-Resident Exempt, paying In-State</b>	
Undergraduate .....	558
Graduate .....	0

## Financial Aid

Received .....	1,302
Not Received .....	702

## Migration within Alabama Public Institutions

Transfer In .....	50
Transfer Out .....	130

Fall 2008  
Phenix City, AL

## Chattahoochee Valley Community College



Institutional Student Profiles  
Alabama Commission on Higher Education  
[www.ache.alabama.gov](http://www.ache.alabama.gov)

Source: Alabama Statewide Student Database

## Origins of All Students

Florida .....	0
Georgia .....	591
Mississippi .....	0
Tennessee .....	0
Other US States and Territories .....	7
Non-US .....	30
From Alabama .....	1,376

## Top Five Alabama Counties - Undergraduate Students

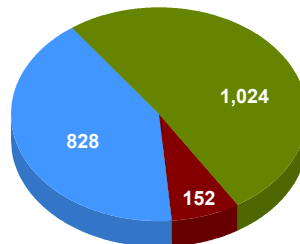
Russell .....	44%
Lee .....	22%
Chambers .....	1%
Bullock .....	0%
Barbour .....	0%

## Top Five Alabama Public - Feeder High Schools

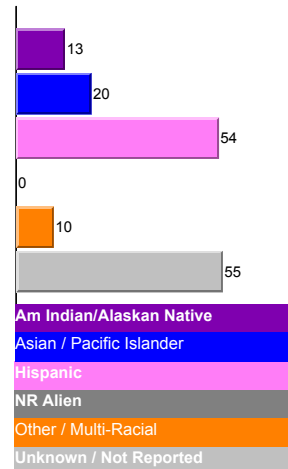
# of 2007-08 H.S. Graduates Enrolled.....	169	
Central .....	Phenix City .....	57
Smiths Station .....	Lee County .....	55
Russell County .....	Russell County .....	32
Beulah .....	Lee County .....	9
Beauregard .....	Lee County .....	3

## Race/Ethnicity

### Race Summary



### Expanded Detail of Other Races



## Summary of 2007-2008 Completions

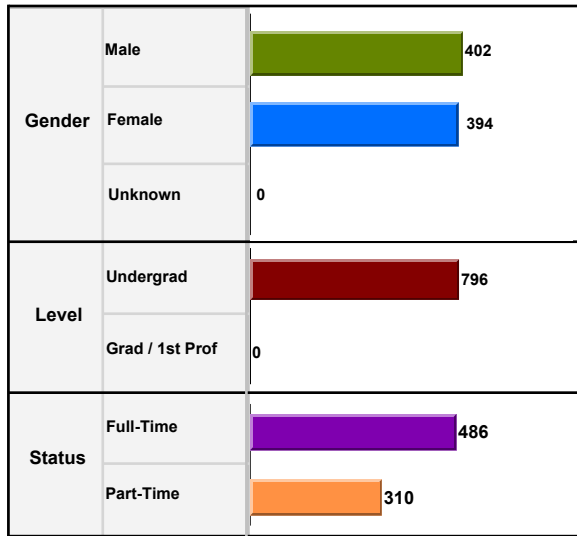
<1 Year .....	4
<2 Year .....	25
Assoc .....	187
<4 Year .....	0
Bacc .....	0
Post Bacc .....	0
Master's .....	0
Post-Master's .....	0
Doctoral .....	0
1st Prof .....	0

## Retention of 1st Time Degree-Seeking Freshmen

# of Fall 2007 Cohort Students.....	329
Enrolled or Completed Same Inst. FA 2008.....	43%
Enrolled Other AL Public Inst. FA 2008.....	4%

## Enrollment

**Total Enrollment** ..... **796**



## Students Enrolled in Remedial Courses

Math Only	80
English Only	35
Math & English	24

## Enrollment by Type of Tuition Paid

<b>In-State</b>	
Undergraduate	763
Graduate	0
<b>Out-of-State</b>	
Undergraduate	17
Graduate	0
<b>Non-Resident Exempt, paying In-State</b>	
Undergraduate	16
Graduate	0

## Financial Aid

Received	632
Not Received	164

## Migration within Alabama Public Institutions

Transfer In	32
Transfer Out	26

Fall 2008  
Huntsville, AL

## Drake State Technical College



**Institutional Student Profiles**  
Alabama Commission on Higher Education  
[www.ache.alabama.gov](http://www.ache.alabama.gov)  
Source: Alabama Statewide Student Database

## Origins of All Students

Florida	0
Georgia	0
Mississippi	0
Tennessee	16
Other US States and Territories	5
Non-US	93
From Alabama	682

## Top Five Alabama Counties - Undergraduate Students

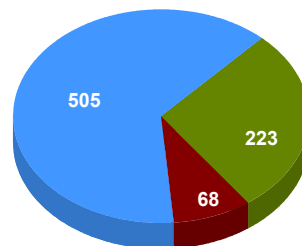
Madison	76%
Jackson	5%
Morgan	2%
Marshall	1%
Limestone	1%

## Top Five Alabama Public - Feeder High Schools

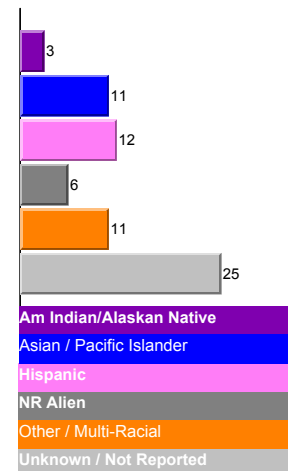
# of 2007-08 H.S. Graduates Enrolled	41	
Hazel Green	Madison County	8
JO Johnson	Huntsville City	8
SR Butler	Huntsville City	3
Columbia	Huntsville City	2
Lee	Huntsville City	2

## Race/Ethnicity

### Race Summary



### Expanded Detail of Other Races



## Summary of 2007-2008 Completions

<1 Year	8
<2 Year	128
Assoc	49
<4 Year	0
Bacc	0
Post Bacc	0
Master's	0
Post-Master's	0
Doctoral	0
1st Prof	0

## Retention of 1st Time Degree-Seeking Freshmen

# of Fall 2007 Cohort Students	204
Enrolled or Completed Same Inst. FA 2008	37%
Enrolled Other AL Public Inst. FA 2008	7%

## Enrollment

**Total Enrollment** ..... **2,388**

Gender	Male	1,295
	Female	1,093
	Unknown	0
Level	Undergrad	2,388
	Grad / 1st Prof	0
Status	Full-Time	1,375
	Part-Time	1,013

## Students Enrolled in Remedial Courses

Math Only	154
English Only	74
Math & English	67

## Enrollment by Type of Tuition Paid

<b>In-State</b>	
Undergraduate	2,336
Graduate	0
<b>Out-of-State</b>	
Undergraduate	28
Graduate	0
<b>Non-Resident Exempt, paying In-State</b>	
Undergraduate	24
Graduate	0

## Financial Aid

Received	1,608
Not Received	780

## Migration within Alabama Public Institutions

Transfer In	117
Transfer Out	275



Fall 2008  
Enterprise, AL

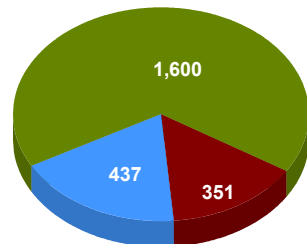
## Enterprise-Ozark Community College



**Institutional Student Profiles**  
Alabama Commission on Higher Education  
[www.ache.alabama.gov](http://www.ache.alabama.gov)  
Source: Alabama Statewide Student Database

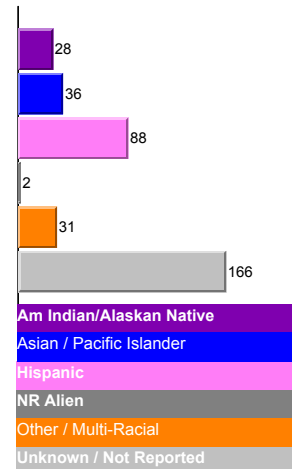
## Race/Ethnicity

### Race Summary



African Am/Non-Hispanic
White / Non-Hispanic
Other Races

### Expanded Detail of Other Races



## Origins of All Students

Florida	32
Georgia	5
Mississippi	1
Tennessee	0
Other US States and Territories	10
Non-US	211
From Alabama	2,129

## Top Five Alabama Counties - Undergraduate Students

Coffee	35%
Dale	21%
Geneva	10%
Mobile	6%
Houston	4%

## Top Five Alabama Public - Feeder High Schools

# of 2007-08 H.S. Graduates Enrolled	315	
Enterprise	Enterprise City	97
Geneva	Geneva City	29
Carroll	Ozark City	19
New Brockton	Coffee County	16
Slocomb	Geneva County	15

## Summary of 2007-2008 Completions

<1 Year	212
<2 Year	79
Assoc	230
<4 Year	0
Bacc	0
Post Bacc	0
Master's	0
Post-Master's	0
Doctoral	0
1st Prof	0

## Retention of 1st Time Degree-Seeking Freshmen

# of Fall 2007 Cohort Students	526
Enrolled or Completed Same Inst. FA 2008	53%
Enrolled Other AL Public Inst. FA 2008	9%

## Enrollment

**Total Enrollment** ..... **3,654**

Gender	Male	1,316
	Female	2,337
	Unknown	1
Level	Undergrad	3,654
	Grad / 1st Prof	0
Status	Full-Time	2,205
	Part-Time	1,449

## Students Enrolled in Remedial Courses

Math Only	291
English Only	144
Math & English	138

## Enrollment by Type of Tuition Paid

<b>In-State</b>		
Undergraduate	3,577	
Graduate	0	
<b>Out-of-State</b>		
Undergraduate	40	
Graduate	0	
<b>Non-Resident Exempt, paying In-State</b>		
Undergraduate	37	
Graduate	0	

## Financial Aid

Received	2,326
Not Received	1,328

## Migration within Alabama Public Institutions

Transfer In	227
Transfer Out	471



Fall 2008  
Bay Minette, AL

## Faulkner State Community College



Institutional Student Profiles  
Alabama Commission on Higher Education  
[www.ache.alabama.gov](http://www.ache.alabama.gov)  
Source: Alabama Statewide Student Database

## Origins of All Students

Florida	41
Georgia	3
Mississippi	11
Tennessee	3
Other US States and Territories	18
Non-US	182
From Alabama	3,396

## Top Five Alabama Counties - Undergraduate Students

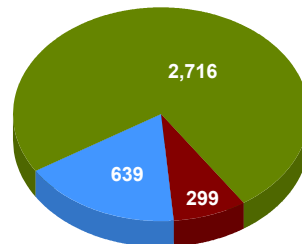
Baldwin	57%
Mobile	28%
Escambia	3%
Washington	1%
Monroe	1%

## Top Five Alabama Public - Feeder High Schools

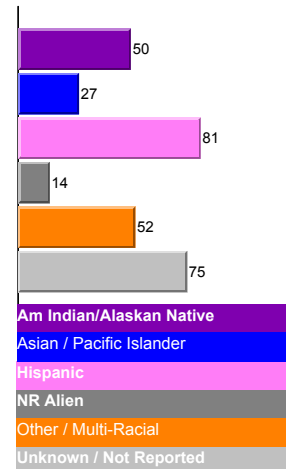
# of 2007-08 H.S. Graduates Enrolled	571	
Baldwin County	Baldwin County	79
Robertsdale	Baldwin County	58
Foley	Baldwin County	52
Satsuma	Mobile County	52
Fairhope	Baldwin County	49

## Race/Ethnicity

### Race Summary



### Expanded Detail of Other Races



## Summary of 2007-2008 Completions

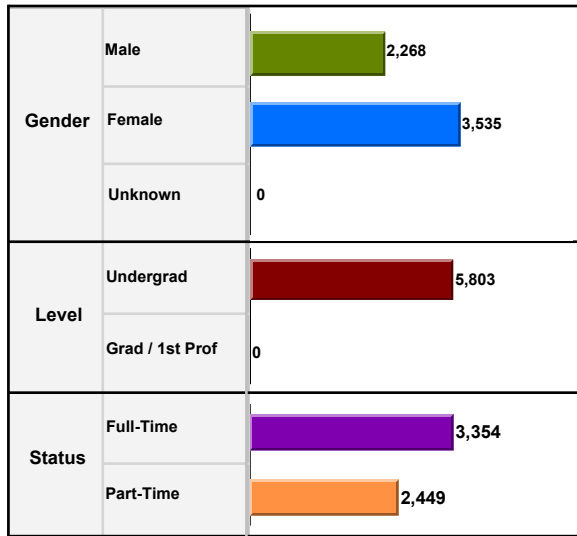
<1 Year	2
<2 Year	43
Assoc	334
<4 Year	0
Bacc	0
Post Bacc	0
Master's	0
Post-Master's	0
Doctoral	0
1st Prof	0

## Retention of 1st Time Degree-Seeking Freshmen

# of Fall 2007 Cohort Students	1,058
Enrolled or Completed Same Inst. FA 2008	50%
Enrolled Other AL Public Inst. FA 2008	9%

## Enrollment

**Total Enrollment** ..... **5,803**



## Students Enrolled in Remedial Courses

Math Only	662
English Only	176
Math & English	165

## Enrollment by Type of Tuition Paid

<b>In-State</b>	
Undergraduate	5,540
Graduate	0
<b>Out-of-State</b>	
Undergraduate	161
Graduate	0
<b>Non-Resident Exempt, paying In-State</b>	
Undergraduate	102
Graduate	0

## Financial Aid

Received	3,702
Not Received	2,101

## Migration within Alabama Public Institutions

Transfer In	237
Transfer Out	573



Fall 2008  
Gadsden, AL

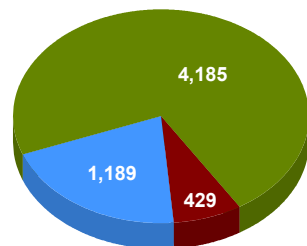
## Gadsden State Community College



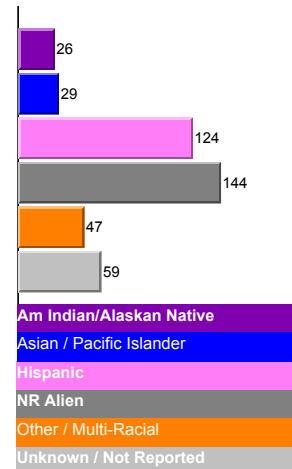
**Institutional Student Profiles**  
Alabama Commission on Higher Education  
[www.ache.alabama.gov](http://www.ache.alabama.gov)  
Source: Alabama Statewide Student Database

## Race/Ethnicity

### Race Summary



### Expanded Detail of Other Races



## Origins of All Students

Florida	8
Georgia	66
Mississippi	2
Tennessee	9
Other US States and Territories	35
Non-US	131
From Alabama	5,552

## Top Five Alabama Counties - Undergraduate Students

Etowah	34%
Calhoun	31%
Cherokee	6%
St Clair	5%
Talladega	4%

## Top Five Alabama Public - Feeder High Schools

# of 2007-08 H.S. Graduates Enrolled	861
Gadsden City	82
Southside	66
Etowah	59
Oxford	47
Hokes Bluff	45

## Summary of 2007-2008 Completions

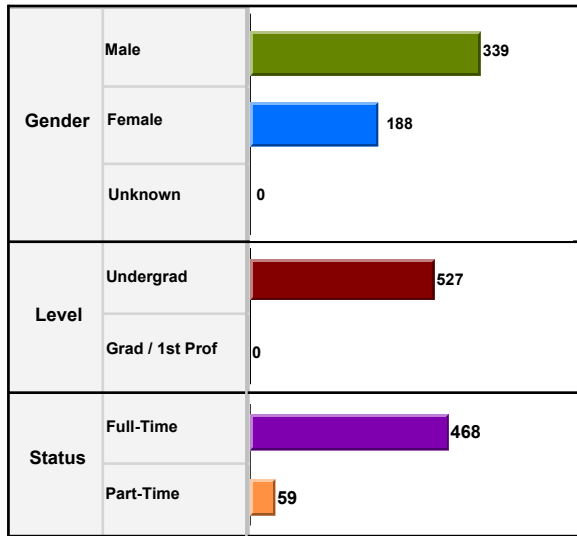
<1 Year	141
<2 Year	183
Assoc	492
<4 Year	0
Bacc	0
Post Bacc	0
Master's	0
Post-Master's	0
Doctoral	0
1st Prof	0

## Retention of 1st Time Degree-Seeking Freshmen

# of Fall 2007 Cohort Students	1,434
Enrolled or Completed Same Inst. FA 2008	52%
Enrolled Other AL Public Inst. FA 2008	4%

## Enrollment

Total Enrollment ..... 527



## Students Enrolled in Remedial Courses

Math Only .....	46
English Only .....	17
Math & English .....	32

## Enrollment by Type of Tuition Paid

In-State		
Undergraduate .....	527	
Graduate .....	0	
Out-of-State		
Undergraduate .....	0	
Graduate .....	0	
Non-Resident Exempt, paying In-State		
Undergraduate .....	0	
Graduate .....	0	

## Financial Aid

Received .....	520
Not Received .....	7

## Migration within Alabama Public Institutions

Transfer In .....	8
Transfer Out .....	3



Fall 2008  
Deatsville, AL

## Ingram State Technical College



## Institutional Student Profiles

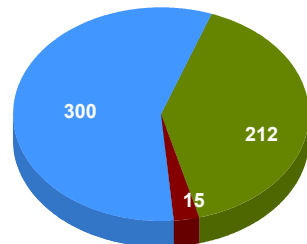
Alabama Commission on Higher Education

[www.ache.alabama.gov](http://www.ache.alabama.gov)

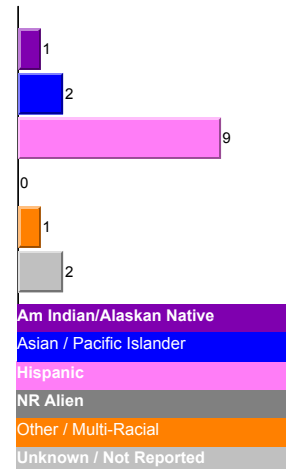
Source: Alabama Statewide Student Database

## Race/Ethnicity

### Race Summary



### Expanded Detail of Other Races



## Origins of All Students

Florida .....	0
Georgia .....	0
Mississippi .....	0
Tennessee .....	0
Other US States and Territories .....	0
Non-US .....	13
From Alabama .....	514

## Top Five Alabama Counties - Undergraduate Students

Elmore .....	97%
Bibb .....	0%
Dale .....	0%
Montgomery .....	0%

## Top Five Alabama Public - Feeder High Schools

# of 2007-08 H.S. Graduates Enrolled.....	N/A
.....	N/A
.....	N/A
.....	N/A
.....	N/A
.....	N/A

## Summary of 2007-2008 Completions

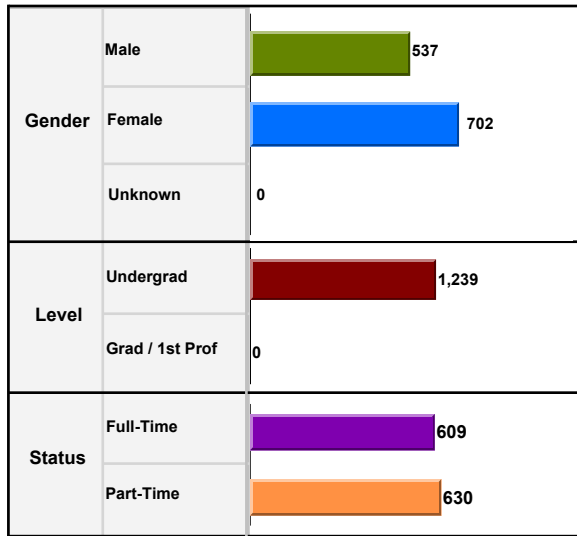
<1 Year .....	48
<2 Year .....	129
Assoc .....	11
<4 Year .....	0
Bacc .....	0
Post Bacc .....	0
Master's .....	0
Post-Master's .....	0
Doctoral .....	0
1st Prof .....	0

## Retention of 1st Time Degree-Seeking Freshmen

# of Fall 2007 Cohort Students.....	N/A
Enrolled or Completed Same Inst. FA 2008.....	N/A
Enrolled Other AL Public Inst. FA 2008.....	N/A

## Enrollment

Total Enrollment ..... 1,239



## Students Enrolled in Remedial Courses

Math Only .....	101
English Only .....	40
Math & English .....	82

## Enrollment by Type of Tuition Paid

<b>In-State</b>	
Undergraduate .....	1,055
Graduate .....	0
<b>Out-of-State</b>	
Undergraduate .....	10
Graduate .....	0
<b>Non-Resident Exempt, paying In-State</b>	
Undergraduate .....	174
Graduate .....	0

## Financial Aid

Received .....	1,024
Not Received .....	215

## Migration within Alabama Public Institutions

Transfer In .....	51
Transfer Out .....	111



Fall 2008  
Brewton, AL

## Jefferson Davis Community College



Institutional Student Profiles  
Alabama Commission on Higher Education  
[www.ache.alabama.gov](http://www.ache.alabama.gov)  
Source: Alabama Statewide Student Database

## Origins of All Students

Florida .....	180
Georgia .....	0
Mississippi .....	1
Tennessee .....	0
Other US States and Territories .....	7
Non-US .....	75
From Alabama .....	976

## Top Five Alabama Counties - Undergraduate Students

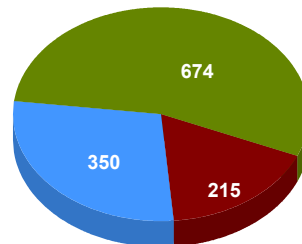
Escambia .....	63%
Conecuh .....	7%
Monroe .....	2%
Baldwin .....	1%
Mobile .....	1%

## Top Five Alabama Public - Feeder High Schools

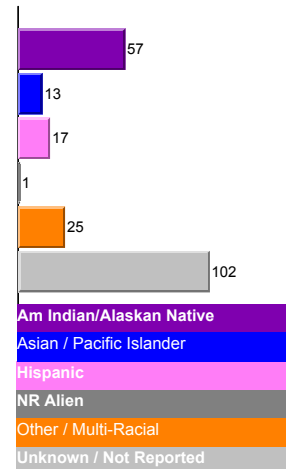
# of 2007-08 H.S. Graduates Enrolled.....	65	
TR Miller .....	Brewton City .....	30
Hillcrest .....	Conecuh County .....	6
Auburn .....	Auburn City .....	4
Monroe County .....	Monroe County .....	3
Thomasville .....	Thomasville City .....	3

## Race/Ethnicity

### Race Summary



### Expanded Detail of Other Races



## Summary of 2007-2008 Completions

<1 Year .....	39
<2 Year .....	75
Assoc .....	158
<4 Year .....	0
Bacc .....	0
Post Bacc .....	0
Master's .....	0
Post-Master's .....	0
Doctoral .....	0
1st Prof .....	0

## Retention of 1st Time Degree-Seeking Freshmen

# of Fall 2007 Cohort Students.....	363
Enrolled or Completed Same Inst. FA 2008.....	36%
Enrolled Other AL Public Inst. FA 2008.....	6%

## Enrollment

Total Enrollment ..... 8,316

Gender	Male	3,260
	Female	5,056
	Unknown	0
Level	Undergrad	8,316
	Grad / 1st Prof	0
Status	Full-Time	3,209
	Part-Time	5,107

## Students Enrolled in Remedial Courses

Math Only .....	936
English Only .....	264
Math & English .....	431

## Enrollment by Type of Tuition Paid

In-State		
Undergraduate .....	8,085	
Graduate .....	0	
Out-of-State		
Undergraduate .....	225	
Graduate .....	0	
Non-Resident Exempt, paying In-State		
Undergraduate .....	6	
Graduate .....	0	

## Financial Aid

Received .....	3,161
Not Received .....	5,155

## Migration within Alabama Public Institutions

Transfer In .....	555
Transfer Out .....	1,079



Fall 2008  
Birmingham, AL

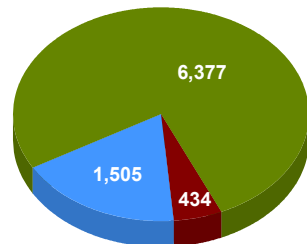
## Jefferson State Community College



Institutional Student Profiles  
Alabama Commission on Higher Education  
[www.ache.alabama.gov](http://www.ache.alabama.gov)  
Source: Alabama Statewide Student Database

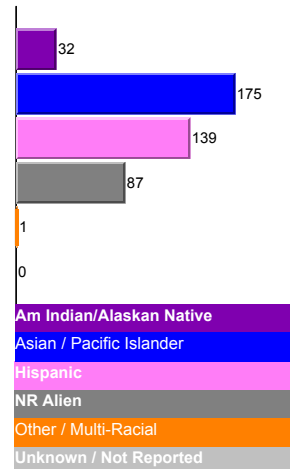
## Race/Ethnicity

### Race Summary



African Am/Non-Hispanic	1,505
White / Non-Hispanic	6,377
Other Races	434

### Expanded Detail of Other Races



## Origins of All Students

Florida .....	30
Georgia .....	26
Mississippi .....	18
Tennessee .....	17
Other US States and Territories .....	76
Non-US .....	229
From Alabama .....	7,920

## Top Five Alabama Counties - Undergraduate Students

Jefferson .....	57%
Shelby .....	21%
St Clair .....	10%
Chilton .....	2%
Blount .....	2%

## Top Five Alabama Public - Feeder High Schools

# of 2007-08 H.S. Graduates Enrolled.....	890	
Clay-Chalkville .....	Jefferson County .....	59
Thompson .....	Shelby County .....	47
Pelham .....	Shelby County .....	44
Pell City .....	Pell City .....	44
Pinson Valley .....	Jefferson County .....	44

## Summary of 2007-2008 Completions

<1 Year .....	154
<2 Year .....	48
Assoc .....	687
<4 Year .....	0
Bacc .....	0
Post Bacc .....	0
Master's .....	0
Post-Master's .....	0
Doctoral .....	0
1st Prof .....	0

## Retention of 1st Time Degree-Seeking Freshmen

# of Fall 2007 Cohort Students.....	1,336
Enrolled or Completed Same Inst. FA 2008.....	48%
Enrolled Other AL Public Inst. FA 2008.....	8%



## Enrollment

**Total Enrollment** ..... **3,610**

Gender	Male	1,276
	Female	2,334
	Unknown	0
Level	Undergrad	3,610
	Grad / 1st Prof	0
Status	Full-Time	1,908
	Part-Time	1,702

## Students Enrolled in Remedial Courses

Math Only	405
English Only	132
Math & English	358

## Enrollment by Type of Tuition Paid

<b>In-State</b>		
Undergraduate	3,558	
Graduate	0	
<b>Out-of-State</b>		
Undergraduate	52	
Graduate	0	
<b>Non-Resident Exempt, paying In-State</b>		
Undergraduate	0	
Graduate	0	

## Financial Aid

Received	2,847
Not Received	763

## Migration within Alabama Public Institutions

Transfer In	203
Transfer Out	287



Fall 2008  
Birmingham, AL

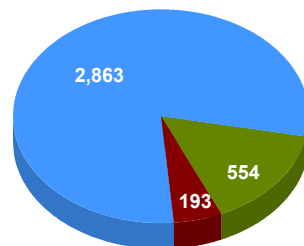
## Lawson State Community College



**Institutional Student Profiles**  
Alabama Commission on Higher Education  
[www.ache.alabama.gov](http://www.ache.alabama.gov)  
Source: Alabama Statewide Student Database

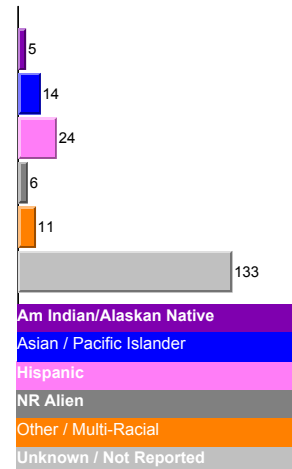
## Race/Ethnicity

### Race Summary



African Am/Non-Hispanic
White / Non-Hispanic
Other Races

### Expanded Detail of Other Races



## Origins of All Students

Florida	1
Georgia	14
Mississippi	4
Tennessee	6
Other US States and Territories	13
Non-US	226
From Alabama	3,346

## Top Five Alabama Counties - Undergraduate Students

Jefferson	84%
Shelby	2%
Tuscaloosa	2%
Bibb	1%
St Clair	0%

## Top Five Alabama Public - Feeder High Schools

# of 2007-08 H.S. Graduates Enrolled	408	
Wenonah	Birmingham City	40
Jess Lanier	Bessemer City	39
Jackson-Olin	Birmingham City	33
George Washington Carve	Birmingham City	26
Parker	Birmingham City	26

## Summary of 2007-2008 Completions

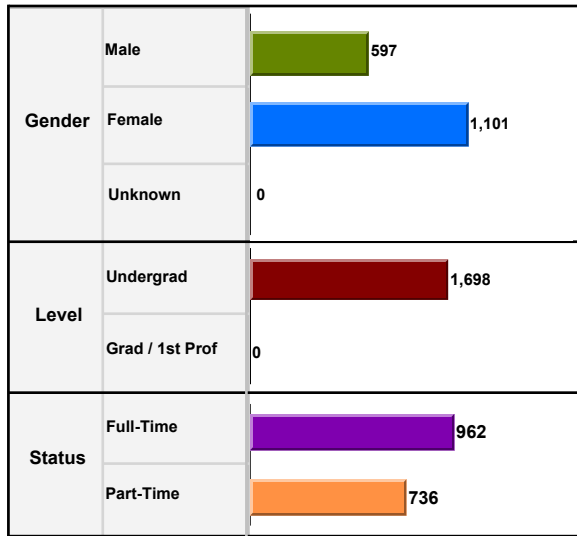
<1 Year	170
<2 Year	97
Assoc	248
<4 Year	0
Bacc	0
Post Bacc	0
Master's	0
Post-Master's	0
Doctoral	0
1st Prof	0

## Retention of 1st Time Degree-Seeking Freshmen

# of Fall 2007 Cohort Students	826
Enrolled or Completed Same Inst. FA 2008	41%
Enrolled Other AL Public Inst. FA 2008	5%

## Enrollment

Total Enrollment ..... 1,698



## Students Enrolled in Remedial Courses

Math Only .....	167
English Only .....	63
Math & English .....	95

## Enrollment by Type of Tuition Paid

In-State		
Undergraduate .....	1,639	
Graduate .....	0	
Out-of-State		
Undergraduate .....	21	
Graduate .....	0	
Non-Resident Exempt, paying In-State		
Undergraduate .....	38	
Graduate .....	0	

## Financial Aid

Received .....	1,215
Not Received .....	483

## Migration within Alabama Public Institutions

Transfer In .....	69
Transfer Out .....	221



Fall 2008  
Andalusia, AL

## Lurleen B. Wallace Community College



## Institutional Student Profiles

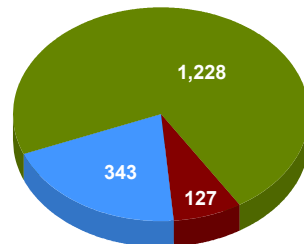
Alabama Commission on Higher Education

[www.ache.alabama.gov](http://www.ache.alabama.gov)

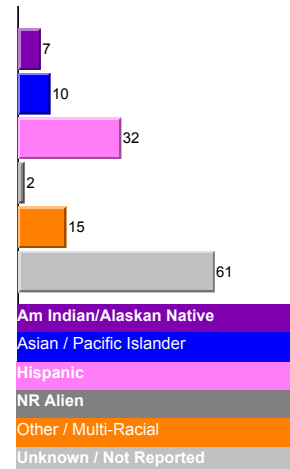
Source: Alabama Statewide Student Database

## Race/Ethnicity

### Race Summary



### Expanded Detail of Other Races



## Origins of All Students

Florida .....	47
Georgia .....	8
Mississippi .....	1
Tennessee .....	0
Other US States and Territories .....	3
Non-US .....	109
From Alabama .....	1,530

## Top Five Alabama Counties - Undergraduate Students

Covington .....	46%
Butler .....	16%
Crenshaw .....	13%
Coffee .....	6%
Lowndes .....	2%

## Top Five Alabama Public - Feeder High Schools

# of 2007-08 H.S. Graduates Enrolled.....	273
Opp .....	38
Andalusia .....	35
Straughn .....	32
Greenville .....	24
Luverne .....	21

## Summary of 2007-2008 Completions

<1 Year .....	70
<2 Year .....	68
Assoc .....	190
<4 Year .....	0
Bacc .....	0
Post Bacc .....	0
Master's .....	0
Post-Master's .....	0
Doctoral .....	0
1st Prof .....	0

## Retention of 1st Time Degree-Seeking Freshmen

# of Fall 2007 Cohort Students.....	440
Enrolled or Completed Same Inst. FA 2008.....	54%
Enrolled Other AL Public Inst. FA 2008.....	7%

## Enrollment

**Total Enrollment** ..... **454**

Gender	Male	331
	Female	123
	Unknown	0
Level	Undergrad	454
	Grad / 1st Prof	0
Status	Full-Time	400
	Part-Time	54

## Students Enrolled in Remedial Courses

Math Only	29
English Only	35
Math & English	51

## Enrollment by Type of Tuition Paid

<b>In-State</b>	
Undergraduate	159
Graduate	0
<b>Out-of-State</b>	
Undergraduate	295
Graduate	0
<b>Non-Resident Exempt, paying In-State</b>	
Undergraduate	0
Graduate	0

## Financial Aid

Received	396
Not Received	58

## Migration within Alabama Public Institutions

Transfer In	5
Transfer Out	41

Fall 2008  
Marion, AL

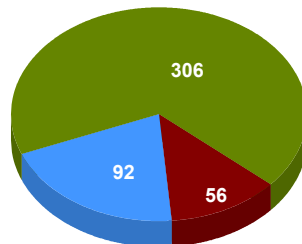
## Marion Military Institute



**Institutional Student Profiles**  
Alabama Commission on Higher Education  
[www.ache.alabama.gov](http://www.ache.alabama.gov)  
Source: Alabama Statewide Student Database

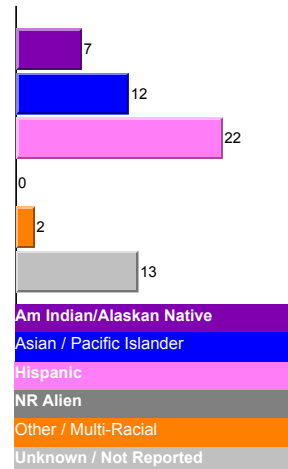
## Race/Ethnicity

### Race Summary



African Am/Non-Hispanic	92
White / Non-Hispanic	306
Other Races	56

### Expanded Detail of Other Races



## Origins of All Students

Florida	55
Georgia	31
Mississippi	15
Tennessee	20
Other US States and Territories	174
Non-US	67
From Alabama	92

## Top Five Alabama Counties - Undergraduate Students

Perry	3%
Jefferson	3%
Montgomery	1%
Mobile	1%
St Clair	1%

## Top Five Alabama Public - Feeder High Schools

# of 2007-08 H.S. Graduates Enrolled	47
Enterprise	5
Chelsea	4
Russell County	3
Elmore County	2
Auburn	1

## Summary of 2007-2008 Completions

<1 Year	0
<2 Year	0
Assoc	85
<4 Year	0
Bacc	0
Post Bacc	0
Master's	0
Post-Master's	0
Doctoral	0
1st Prof	0

## Retention of 1st Time Degree-Seeking Freshmen

# of Fall 2007 Cohort Students	239
Enrolled or Completed Same Inst. FA 2008	29%
Enrolled Other AL Public Inst. FA 2008	5%

## Enrollment

**Total Enrollment** ..... **2,800**

Gender	Male	1,005
	Female	1,795
	Unknown	0
Level	Undergrad	2,800
	Grad / 1st Prof	0
Status	Full-Time	1,422
	Part-Time	1,378

## Students Enrolled in Remedial Courses

Math Only	216
English Only	61
Math & English	89

## Enrollment by Type of Tuition Paid

<b>In-State</b>		
Undergraduate	2,769	
Graduate	0	
<b>Out-of-State</b>		
Undergraduate	5	
Graduate	0	
<b>Non-Resident Exempt, paying In-State</b>		
Undergraduate	26	
Graduate	0	

## Financial Aid

Received	2,072
Not Received	728

## Migration within Alabama Public Institutions

Transfer In	58
Transfer Out	340



Fall 2008  
Rainsville, AL

## Northeast Alabama Community College



**Institutional Student Profiles**  
Alabama Commission on Higher Education  
[www.ache.alabama.gov](http://www.ache.alabama.gov)  
Source: Alabama Statewide Student Database

## Origins of All Students

Florida	0
Georgia	22
Mississippi	0
Tennessee	6
Other US States and Territories	0
Non-US	19
From Alabama	2,753

## Top Five Alabama Counties - Undergraduate Students

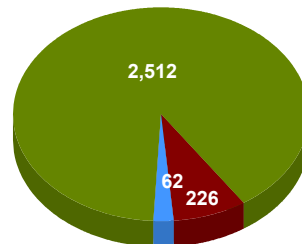
Dekalb	52%
Jackson	42%
Marshall	3%
Cherokee	1%
Madison	1%

## Top Five Alabama Public - Feeder High Schools

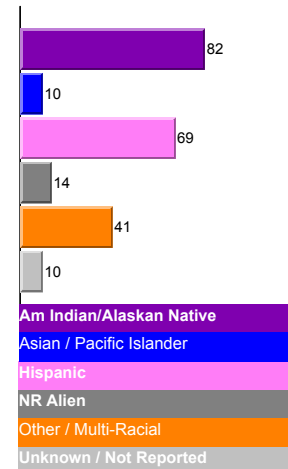
# of 2007-08 H.S. Graduates Enrolled	360	
Scottsboro	Scottsboro City	69
Fort Payne	Fort Payne City	53
Plainview School	Dekalb County	40
Sylvania School	Dekalb County	40
Fyffe	Dekalb County	29

## Race/Ethnicity

### Race Summary



### Expanded Detail of Other Races



## Summary of 2007-2008 Completions

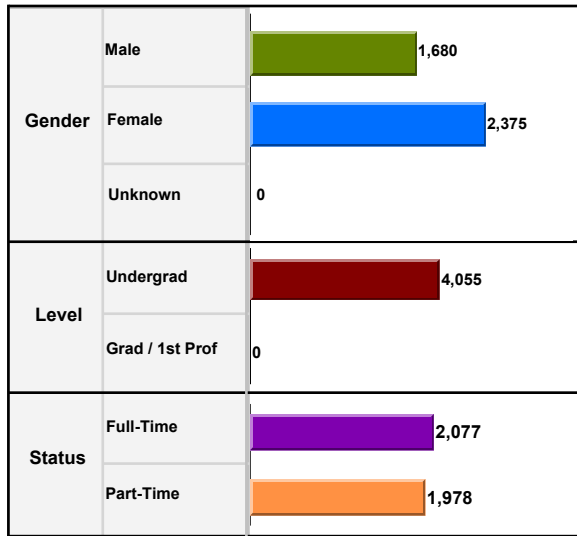
<1 Year	80
<2 Year	43
Assoc	294
<4 Year	0
Bacc	0
Post Bacc	0
Master's	0
Post-Master's	0
Doctoral	0
1st Prof	0

## Retention of 1st Time Degree-Seeking Freshmen

# of Fall 2007 Cohort Students	604
Enrolled or Completed Same Inst. FA 2008	61%
Enrolled Other AL Public Inst. FA 2008	6%

## Enrollment

**Total Enrollment** ..... **4,055**



## Students Enrolled in Remedial Courses

Math Only	520
English Only	84
Math & English	215

## Enrollment by Type of Tuition Paid

<b>In-State</b>		
Undergraduate	3,891	
Graduate	0	
<b>Out-of-State</b>		
Undergraduate	44	
Graduate	0	
<b>Non-Resident Exempt, paying In-State</b>		
Undergraduate	120	
Graduate	0	

## Financial Aid

Received	2,928
Not Received	1,127

## Migration within Alabama Public Institutions

Transfer In	135
Transfer Out	205



Fall 2008  
Muscle Shoals, AL

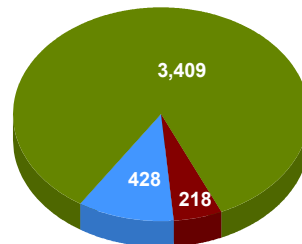
## Northwest-Shoals Community College



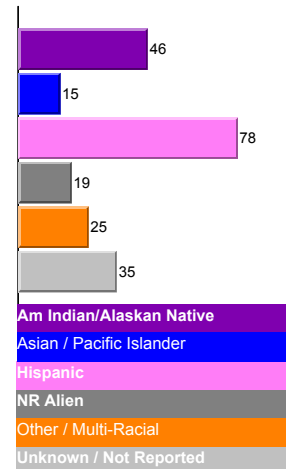
Institutional Student Profiles  
Alabama Commission on Higher Education  
[www.ache.alabama.gov](http://www.ache.alabama.gov)  
Source: Alabama Statewide Student Database

## Race/Ethnicity

### Race Summary



### Expanded Detail of Other Races



## Origins of All Students

Florida	1
Georgia	7
Mississippi	30
Tennessee	98
Other US States and Territories	14
Non-US	387
From Alabama	3,518

## Top Five Alabama Counties - Undergraduate Students

Lauderdale	29%
Colbert	27%
Franklin	13%
Lawrence	6%
Winston	6%

## Top Five Alabama Public - Feeder High Schools

# of 2007-08 H.S. Graduates Enrolled	604	
Muscle Shoals	Muscle Shoals City	61
Russellville	Russellville City	55
Deshler	Tuscumbia City	40
Brooks	Lauderdale County	37
Haleyville	Haleyville City	34

## Summary of 2007-2008 Completions

<1 Year	71
<2 Year	59
Assoc	287
<4 Year	0
Bacc	0
Post Bacc	0
Master's	0
Post-Master's	0
Doctoral	0
1st Prof	0

## Retention of 1st Time Degree-Seeking Freshmen

# of Fall 2007 Cohort Students	728
Enrolled or Completed Same Inst. FA 2008	55%
Enrolled Other AL Public Inst. FA 2008	4%

## Enrollment

Total Enrollment ..... 610

Gender	Male	259
	Female	351
	Unknown	0
Level	Undergrad	610
	Grad / 1st Prof	0
Status	Full-Time	345
	Part-Time	265

## Students Enrolled in Remedial Courses

Math Only	23
English Only	6
Math & English	6

## Enrollment by Type of Tuition Paid

In-State	
Undergraduate	597
Graduate	0
Out-of-State	
Undergraduate	4
Graduate	0
Non-Resident Exempt, paying In-State	
Undergraduate	9
Graduate	0

## Financial Aid

Received	580
Not Received	30

## Migration within Alabama Public Institutions

Transfer In	38
Transfer Out	29



Fall 2008  
Evergreen, AL

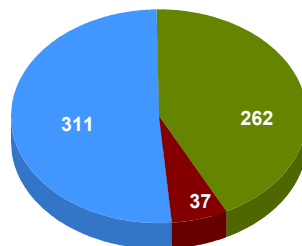
## Reid State Technical College



Institutional Student Profiles  
Alabama Commission on Higher Education  
[www.ache.alabama.gov](http://www.ache.alabama.gov)  
Source: Alabama Statewide Student Database

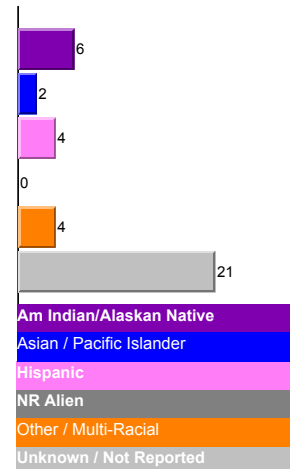
## Race/Ethnicity

### Race Summary



African Am/Non-Hispanic	311
White / Non-Hispanic	262
Other Races	37

### Expanded Detail of Other Races



## Origins of All Students

Florida	13
Georgia	0
Mississippi	0
Tennessee	0
Other US States and Territories	0
Non-US	29
From Alabama	568

## Top Five Alabama Counties - Undergraduate Students

Conecuh	24%
Monroe	23%
Butler	21%
Escambia	16%
Covington	3%

## Top Five Alabama Public - Feeder High Schools

# of 2007-08 H.S. Graduates Enrolled	63
Monroe County	13
J F Shields	8
Excel	7
Greenville	6
Georgiana	5

## Summary of 2007-2008 Completions

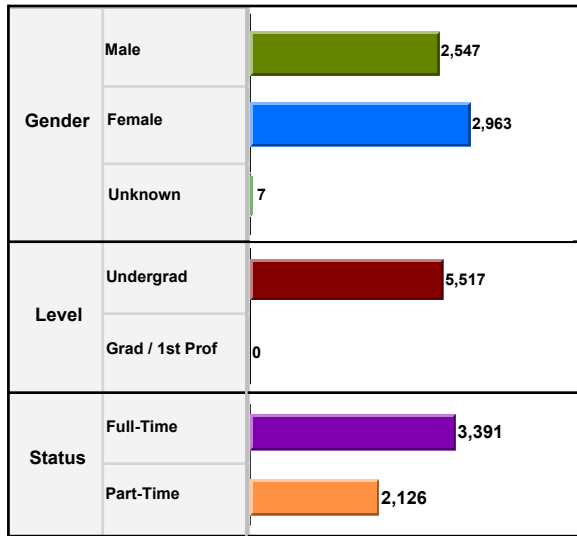
<1 Year	50
<2 Year	71
Assoc	45
<4 Year	0
Bacc	0
Post Bacc	0
Master's	0
Post-Master's	0
Doctoral	0
1st Prof	0

## Retention of 1st Time Degree-Seeking Freshmen

# of Fall 2007 Cohort Students	135
Enrolled or Completed Same Inst. FA 2008	47%
Enrolled Other AL Public Inst. FA 2008	3%

## Enrollment

**Total Enrollment** ..... **5,517**



## Students Enrolled in Remedial Courses

Math Only	619
English Only	184
Math & English	275

## Enrollment by Type of Tuition Paid

<b>In-State</b>	
Undergraduate	5,185
Graduate	0
<b>Out-of-State</b>	
Undergraduate	304
Graduate	0
<b>Non-Resident Exempt, paying In-State</b>	
Undergraduate	28
Graduate	0

## Financial Aid

Received	2,299
Not Received	3,218

## Migration within Alabama Public Institutions

Transfer In	487
Transfer Out	570

Fall 2008  
Tuscaloosa, AL

## Shelton State Community College



**Institutional Student Profiles**  
Alabama Commission on Higher Education  
[www.ache.alabama.gov](http://www.ache.alabama.gov)  
Source: Alabama Statewide Student Database

## Origins of All Students

Florida	34
Georgia	75
Mississippi	37
Tennessee	13
Other US States and Territories	0
Non-US	211
From Alabama	5,147

## Top Five Alabama Counties - Undergraduate Students

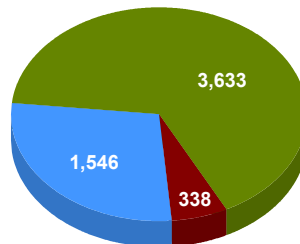
Tuscaloosa	55%
Jefferson	7%
Hale	5%
Bibb	3%
Pickens	3%

## Top Five Alabama Public - Feeder High Schools

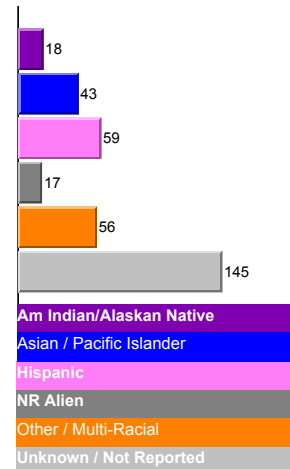
# of 2007-08 H.S. Graduates Enrolled	917	
Tuscaloosa County	Tuscaloosa County	147
Hillcrest	Tuscaloosa County	108
Paul W Bryant High	Tuscaloosa City	70
Northridge	Tuscaloosa City	52
Brookwood	Tuscaloosa County	48

## Race/Ethnicity

### Race Summary



### Expanded Detail of Other Races



## Summary of 2007-2008 Completions

<1 Year	63
<2 Year	90
Assoc	226
<4 Year	0
Bacc	0
Post Bacc	0
Master's	0
Post-Master's	0
Doctoral	0
1st Prof	0

## Retention of 1st Time Degree-Seeking Freshmen

# of Fall 2007 Cohort Students	1,403
Enrolled or Completed Same Inst. FA 2008	52%
Enrolled Other AL Public Inst. FA 2008	8%

## Enrollment

**Total Enrollment** ..... **2,249**

Gender	Male	791
	Female	1,458
	Unknown	0
Level	Undergrad	2,249
	Grad / 1st Prof	0
Status	Full-Time	1,169
	Part-Time	1,080

## Students Enrolled in Remedial Courses

Math Only	249
English Only	65
Math & English	93

## Enrollment by Type of Tuition Paid

<b>In-State</b>	
Undergraduate	2,223
Graduate	0
<b>Out-of-State</b>	
Undergraduate	21
Graduate	0
<b>Non-Resident Exempt, paying In-State</b>	
Undergraduate	5
Graduate	0

## Financial Aid

Received	1,417
Not Received	832

## Migration within Alabama Public Institutions

Transfer In	113
Transfer Out	509



Fall 2008  
Boaz, AL

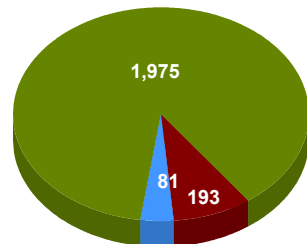
## Snead State Community College



**Institutional Student Profiles**  
Alabama Commission on Higher Education  
[www.ache.alabama.gov](http://www.ache.alabama.gov)  
Source: Alabama Statewide Student Database

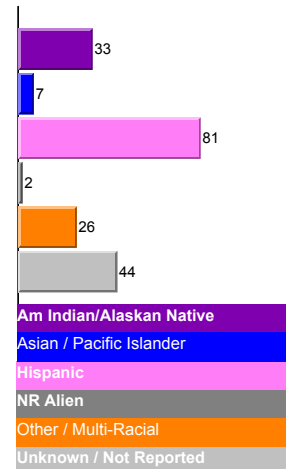
## Race/Ethnicity

### Race Summary



African Am/Non-Hispanic	81
White / Non-Hispanic	1,975
Other Races	193

### Expanded Detail of Other Races



## Origins of All Students

Florida	1
Georgia	17
Mississippi	0
Tennessee	1
Other US States and Territories	5
Non-US	289
From Alabama	1,936

## Top Five Alabama Counties - Undergraduate Students

Marshall	54%
Etowah	11%
Blount	7%
Dekalb	7%
Madison	2%

## Top Five Alabama Public - Feeder High Schools

# of 2007-08 H.S. Graduates Enrolled	447
Albertville	80
Boaz	55
Douglas	45
Guntersville	38
Arab	27

## Summary of 2007-2008 Completions

<1 Year	12
<2 Year	10
Assoc	249
<4 Year	0
Bacc	0
Post Bacc	0
Master's	0
Post-Master's	0
Doctoral	0
1st Prof	0

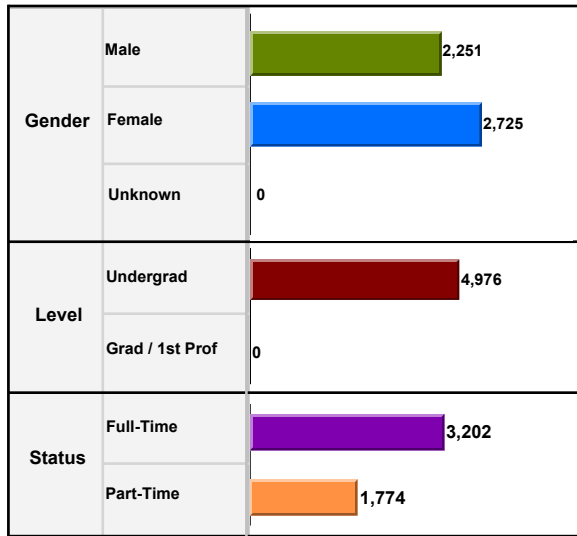
## Retention of 1st Time Degree-Seeking Freshmen

# of Fall 2007 Cohort Students	562
Enrolled or Completed Same Inst. FA 2008	59%
Enrolled Other AL Public Inst. FA 2008	13%



## Enrollment

**Total Enrollment** ..... **4,976**



## Students Enrolled in Remedial Courses

Math Only	390
English Only	183
Math & English	258

## Enrollment by Type of Tuition Paid

<b>In-State</b>	
Undergraduate	4,326
Graduate	0
<b>Out-of-State</b>	
Undergraduate	286
Graduate	0
<b>Non-Resident Exempt, paying In-State</b>	
Undergraduate	364
Graduate	0

## Financial Aid

Received	2,862
Not Received	2,114

## Migration within Alabama Public Institutions

Transfer In	398
Transfer Out	500

Fall 2008  
Wadley, AL

## Southern Union State Community College



**Institutional Student Profiles**  
Alabama Commission on Higher Education  
[www.ache.alabama.gov](http://www.ache.alabama.gov)  
Source: Alabama Statewide Student Database

## Origins of All Students

Florida	32
Georgia	416
Mississippi	4
Tennessee	7
Other US States and Territories	85
Non-US	145
From Alabama	4,287

## Top Five Alabama Counties - Undergraduate Students

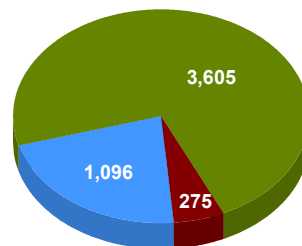
Lee	33%
Chambers	11%
Randolph	7%
Tallapoosa	4%
Jefferson	4%

## Top Five Alabama Public - Feeder High Schools

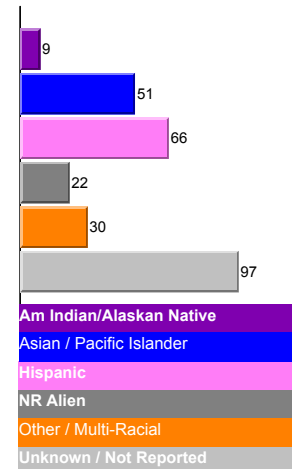
# of 2007-08 H.S. Graduates Enrolled	753	
Opelika	Opelika City	77
Auburn	Auburn City	67
Valley	Chambers County	52
Beauregard	Lee County	41
Handley	Roanoke City	38

## Race/Ethnicity

### Race Summary



### Expanded Detail of Other Races



## Summary of 2007-2008 Completions

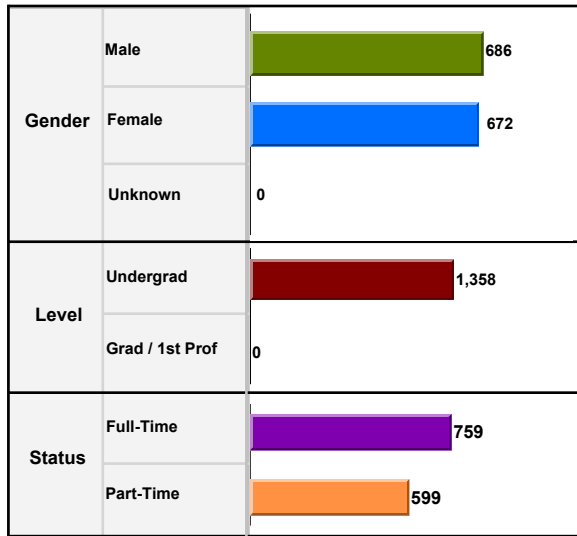
<1 Year	92
<2 Year	53
Assoc	434
<4 Year	0
Bacc	0
Post Bacc	0
Master's	0
Post-Master's	0
Doctoral	0
1st Prof	0

## Retention of 1st Time Degree-Seeking Freshmen

# of Fall 2007 Cohort Students	1,295
Enrolled or Completed Same Inst. FA 2008	55%
Enrolled Other AL Public Inst. FA 2008	9%

## Enrollment

Total Enrollment ..... 1,358



## Students Enrolled in Remedial Courses

Math Only	132
English Only	28
Math & English	36

## Enrollment by Type of Tuition Paid

In-State		
Undergraduate	1,357	
Graduate	0	
Out-of-State		
Undergraduate	1	
Graduate	0	
Non-Resident Exempt, paying In-State		
Undergraduate	0	
Graduate	0	

## Financial Aid

Received	1,049
Not Received	309

## Migration within Alabama Public Institutions

Transfer In	41
Transfer Out	9



Fall 2008  
Montgomery, AL

## Trenholm State Technical College



Institutional Student Profiles  
Alabama Commission on Higher Education  
[www.ache.alabama.gov](http://www.ache.alabama.gov)  
Source: Alabama Statewide Student Database

## Origins of All Students

Florida	0
Georgia	0
Mississippi	0
Tennessee	0
Other US States and Territories	1
Non-US	117
From Alabama	1,240

## Top Five Alabama Counties - Undergraduate Students

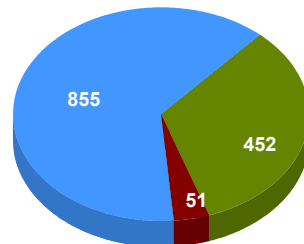
Montgomery	55%
Elmore	10%
Autauga	10%
Lowndes	4%
Bullock	3%

## Top Five Alabama Public - Feeder High Schools

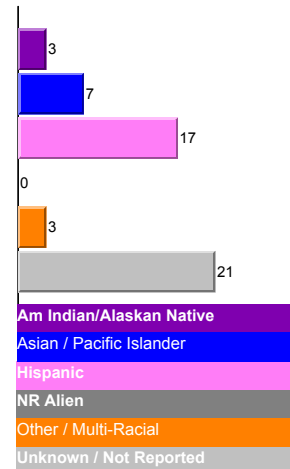
# of 2007-08 H.S. Graduates Enrolled	90	
Prattville	Autauga County	11
Lanier Senior	Montgomery County	10
Lee	Montgomery County	10
Bullock County	Bullock County	9
Stanhope Elmore	Elmore County	7

## Race/Ethnicity

### Race Summary



### Expanded Detail of Other Races



## Summary of 2007-2008 Completions

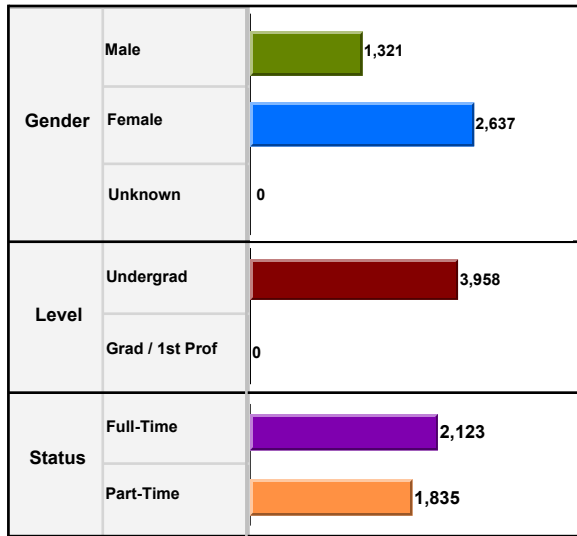
<1 Year	257
<2 Year	49
Assoc	127
<4 Year	0
Bacc	0
Post Bacc	0
Master's	0
Post-Master's	0
Doctoral	0
1st Prof	0

## Retention of 1st Time Degree-Seeking Freshmen

# of Fall 2007 Cohort Students	431
Enrolled or Completed Same Inst. FA 2008	47%
Enrolled Other AL Public Inst. FA 2008	3%

## Enrollment

**Total Enrollment** ..... **3,958**



## Students Enrolled in Remedial Courses

Math Only	445
English Only	146
Math & English	196

## Enrollment by Type of Tuition Paid

<b>In-State</b>	
Undergraduate	3,763
Graduate	0
<b>Out-of-State</b>	
Undergraduate	55
Graduate	0
<b>Non-Resident Exempt, paying In-State</b>	
Undergraduate	140
Graduate	0

## Financial Aid

Received	2,661
Not Received	1,297


## Migration within Alabama Public Institutions

Transfer In	132
Transfer Out	287



Fall 2008  
Dothan, AL

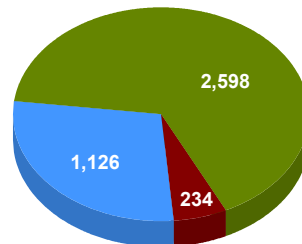
## Wallace State Community College Dothan



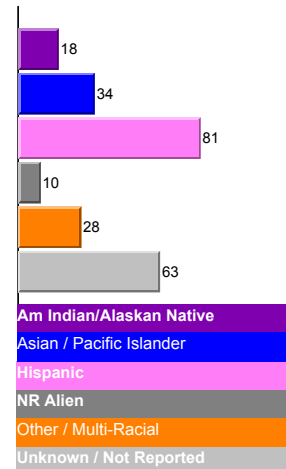
Institutional Student Profiles  
Alabama Commission on Higher Education  
[www.ache.alabama.gov](http://www.ache.alabama.gov)  
Source: Alabama Statewide Student Database

## Race/Ethnicity

### Race Summary



### Expanded Detail of Other Races



## Origins of All Students

Florida	73
Georgia	75
Mississippi	0
Tennessee	0
Other US States and Territories	23
Non-US	345
From Alabama	3,442

## Top Five Alabama Counties - Undergraduate Students

Houston	39%
Dale	14%
Barbour	13%
Henry	8%
Geneva	5%

## Top Five Alabama Public - Feeder High Schools

# of 2007-08 H.S. Graduates Enrolled	470	
Dothan	Dothan City	74
Northview	Dothan City	59
Rehobeth	Houston County	53
Eufaula	Eufaula City	49
Carroll	Ozark City	31

## Summary of 2007-2008 Completions

<1 Year	57
<2 Year	146
Assoc	479
<4 Year	0
Bacc	0
Post Bacc	0
Master's	0
Post-Master's	0
Doctoral	0
1st Prof	0

## Retention of 1st Time Degree-Seeking Freshmen

# of Fall 2007 Cohort Students	846
Enrolled or Completed Same Inst. FA 2008	50%
Enrolled Other AL Public Inst. FA 2008	6%

## Enrollment

**Total Enrollment** ..... **5,548**

Gender	Male	1,946
	Female	3,602
	Unknown	0
Level	Undergrad	5,548
	Grad / 1st Prof	0
Status	Full-Time	3,144
	Part-Time	2,404

## Students Enrolled in Remedial Courses

Math Only	461
English Only	140
Math & English	169

## Enrollment by Type of Tuition Paid

<b>In-State</b>		
Undergraduate	5,426	
Graduate	0	
<b>Out-of-State</b>		
Undergraduate	122	
Graduate	0	
<b>Non-Resident Exempt, paying In-State</b>		
Undergraduate	0	
Graduate	0	

## Financial Aid

Received	3,707
Not Received	1,841

## Migration within Alabama Public Institutions

Transfer In	333
Transfer Out	443



Fall 2008  
Hanceville, AL

## Wallace State Community College Hanceville



**Institutional Student Profiles**  
Alabama Commission on Higher Education  
[www.ache.alabama.gov](http://www.ache.alabama.gov)  
Source: Alabama Statewide Student Database

## Origins of All Students

Florida	7
Georgia	10
Mississippi	5
Tennessee	11
Other US States and Territories	28
Non-US	860
From Alabama	4,627

## Top Five Alabama Counties - Undergraduate Students

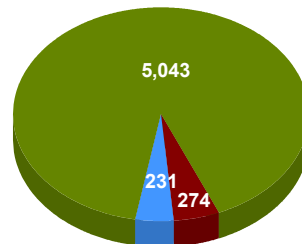
Cullman	35%
Blount	11%
Jefferson	10%
Morgan	10%
Marshall	6%

## Top Five Alabama Public - Feeder High Schools

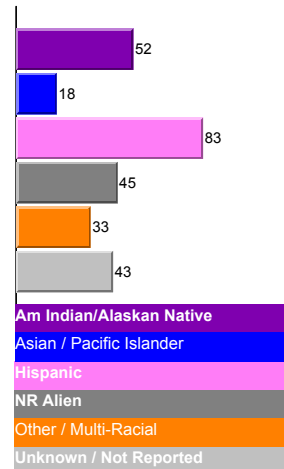
# of 2007-08 H.S. Graduates Enrolled	810	
Cullman	Cullman City	64
Hayden	Blount County	59
West Point	Cullman County	52
Holly Pond	Cullman County	46
Albert P Brewer	Morgan County	43

## Race/Ethnicity

### Race Summary



### Expanded Detail of Other Races



African Am/Non-Hispanic	231
White / Non-Hispanic	274
Other Races	4,538

## Summary of 2007-2008 Completions

<1 Year	120
<2 Year	116
Assoc	904
<4 Year	0
Bacc	0
Post Bacc	0
Master's	0
Post-Master's	0
Doctoral	0
1st Prof	0

## Retention of 1st Time Degree-Seeking Freshmen

# of Fall 2007 Cohort Students	1,010
Enrolled or Completed Same Inst. FA 2008	58%
Enrolled Other AL Public Inst. FA 2008	7%

## Enrollment

**Total Enrollment** ..... **1,896**

Gender	Male	544
	Female	1,352
	Unknown	0
Level	Undergrad	1,896
	Grad / 1st Prof	0
Status	Full-Time	1,118
	Part-Time	778

## Students Enrolled in Remedial Courses

Math Only	164
English Only	58
Math & English	59

## Enrollment by Type of Tuition Paid

<b>In-State</b>		
Undergraduate	1,893	
Graduate	0	
<b>Out-of-State</b>		
Undergraduate	3	
Graduate	0	
<b>Non-Resident Exempt, paying In-State</b>		
Undergraduate	0	
Graduate	0	

## Financial Aid

Received	1,450
Not Received	446

## Migration within Alabama Public Institutions

Transfer In	65
Transfer Out	194



Fall 2008  
Selma, AL

## Wallace State Community College Selma

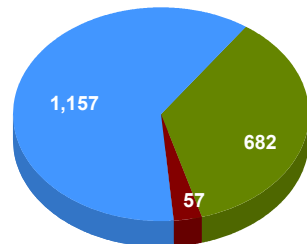


Institutional Student Profiles  
Alabama Commission on Higher Education  
[www.ache.alabama.gov](http://www.ache.alabama.gov)

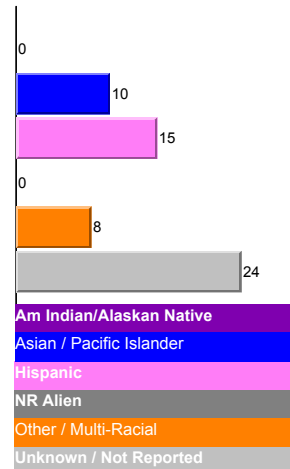
Source: Alabama Statewide Student Database

## Race/Ethnicity

### Race Summary



### Expanded Detail of Other Races



## Origins of All Students

Florida	0
Georgia	0
Mississippi	0
Tennessee	1
Other US States and Territories	4
Non-US	65
From Alabama	1,826

## Top Five Alabama Counties - Undergraduate Students

Dallas	48%
Chilton	17%
Perry	10%
Autauga	5%
Montgomery	3%

## Top Five Alabama Public - Feeder High Schools

# of 2007-08 H.S. Graduates Enrolled	258	
Selma	Selma City	44
Dallas County	Dallas County	42
Southside	Dallas County	34
Marion	Perry County	22
Chilton County	Chilton County	21

## Summary of 2007-2008 Completions

<1 Year	23
<2 Year	105
Assoc	236
<4 Year	0
Bacc	0
Post Bacc	0
Master's	0
Post-Master's	0
Doctoral	0
1st Prof	0

## Retention of 1st Time Degree-Seeking Freshmen

# of Fall 2007 Cohort Students	424
Enrolled or Completed Same Inst. FA 2008	44%
Enrolled Other AL Public Inst. FA 2008	4%