


Now includes
data from
Independent
Colleges!

INSTITUTIONAL STUDENT PROFILES FALL 2009



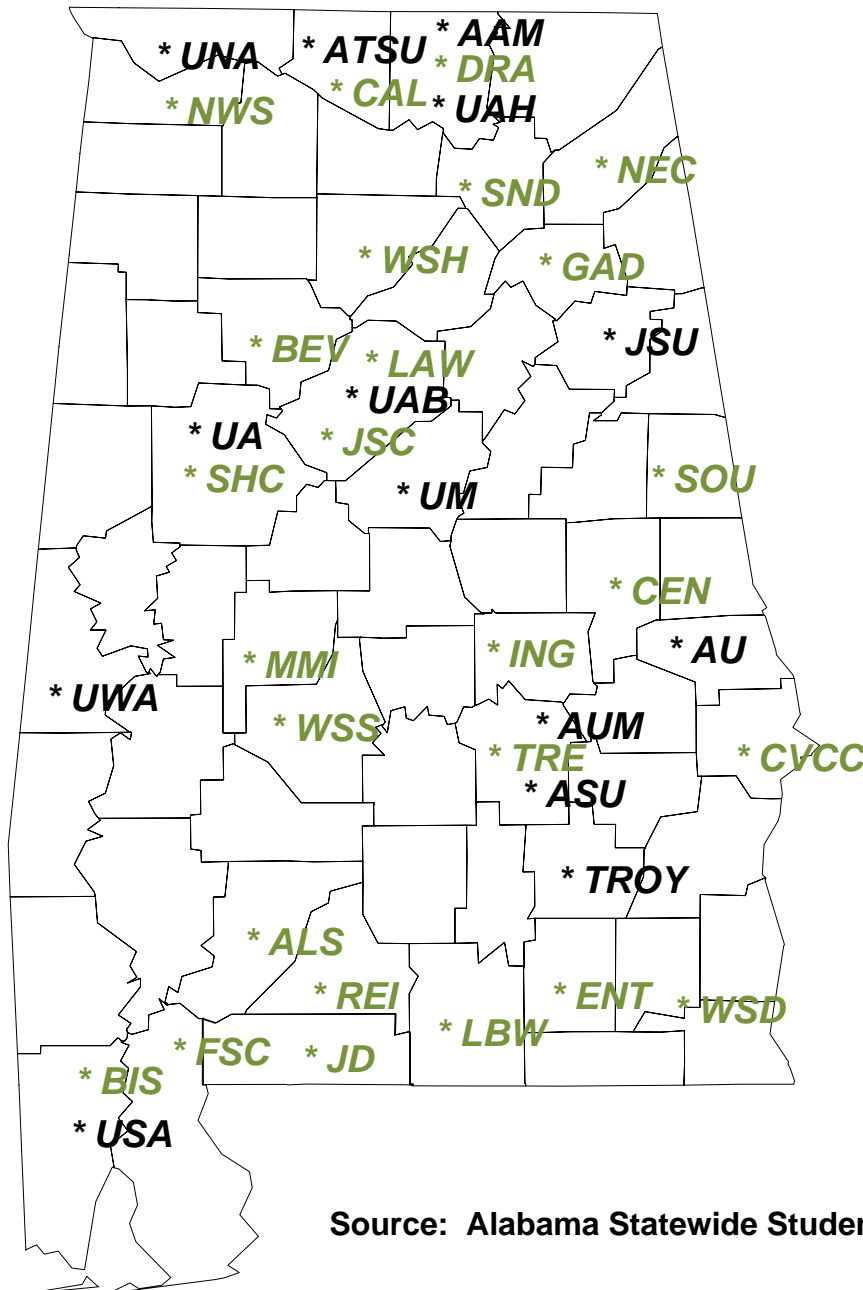
ALABAMA COMMISSION ON HIGHER EDUCATION

Source: Alabama Statewide Student Database

www.ache.alabama.gov/Profiles

ALABAMA COMMISSION ON HIGHER EDUCATION INSTITUTIONAL STUDENT PROFILES FALL 2009

ALL PUBLIC INSTITUTIONS



Source: Alabama Statewide Student Database

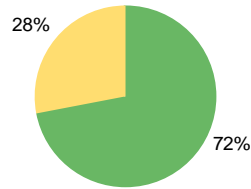
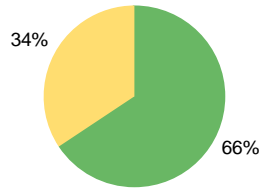
- Alabama A&M University (AAM)
- Alabama State University (ASU)
- Athens State University (ATSU)
- Auburn University (AU)
- Auburn University at Montgomery (AUM)
- Jacksonville State University (JSU)
- Troy University (TROY)
- University of Alabama (UA)
- University of Alabama at Birmingham (UAB)
- University of Alabama in Huntsville (UAH)
- University of Montevallo (UM)
- University of North Alabama (UNA)
- University of South Alabama (USA)
- University of West Alabama (UWA)
- Alabama Southern Community College (ALS)
- Bevill State Community College (BEV)
- Bishop State Community College (BIS)
- Calhoun State Community College (CAL)
- Central Alabama Community College (CEN)
- Chattahoochee Valley Community College (CVCC)
- Drake State Technical College (DRA)
- Enterprise-Ozark Community College (ENT)
- Faulkner State Community College (FSC)
- Gadsden State Community College (GAD)
- Ingram State Technical College (ING)
- Jefferson Davis Community College (JD)
- Jefferson State Community College (JSC)
- Lawson State Community College (LAW)
- Lurleen B. Wallace Community College (LBW)
- Marion Military Institute (MMI)
- Northeast Alabama Community College (NEC)
- Northwest-Shoals Community College (NWS)
- Reid State Technical College (REI)
- Shelton State Community College (SHC)
- Snead State Community College (SND)
- Southern Union State Community College (SOU)
- Trenholm State Technical College (TRE)
- Wallace State Community College Dothan (WSD)
- Wallace State Community College Hanceville (WSH)
- Wallace State Community College Selma (WSS)

FALL 2009 SUMMARY OF UNDERGRADUATE STUDENTS ATTENDING ALL ALABAMA PUBLIC INSTITUTIONS (216,858)

Enrollment Status by Gender

Female (124,793)

Male (92,023)



Enrollment Status

■ Full-Time
 ■ Part-Time

Forty-two students with unknown genders were excluded.

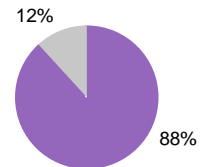
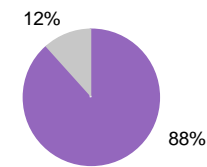
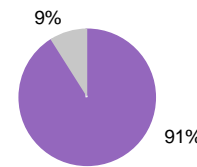
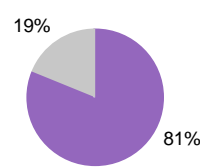
Remedial Students by Race

African American (56,713)

White (142,874)

Other Races (17,271)

Total (216,858)



Remedial

■ None
 ■ Remedial

Remedial category includes students taking remedial math and/or remedial English.

Average Age by Race

African American (56,713)

25

White (142,874)

24

Other Races (17,271)

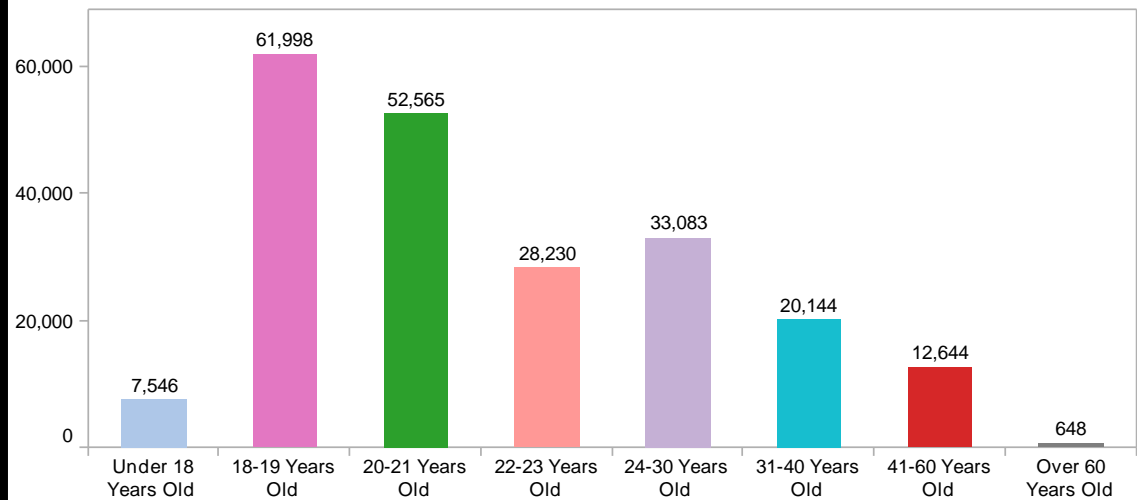
24

0 5 10 15 20 25

Race Distribution

■ African American
 ■ Other Races
 ■ White

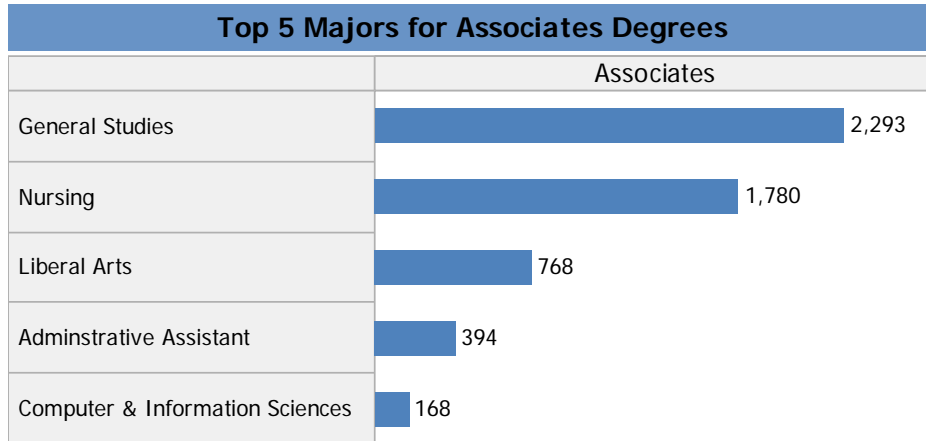
Students by Age Category



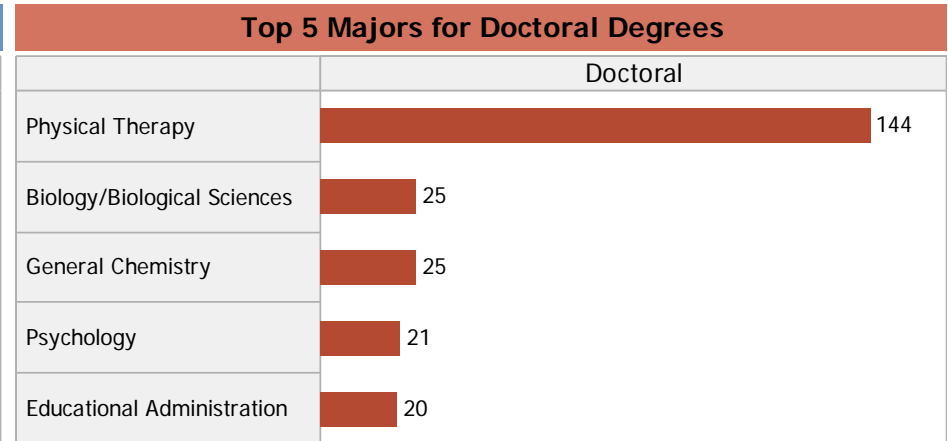
Student Age

■ Under 18 Years Old
 ■ 20-21 Years Old
 ■ 24-30 Years Old
 ■ 41-60 Years Old
 ■ 18-19 Years Old
 ■ 22-23 Years Old
 ■ 31-40 Years Old
 ■ Over 60 Years Old

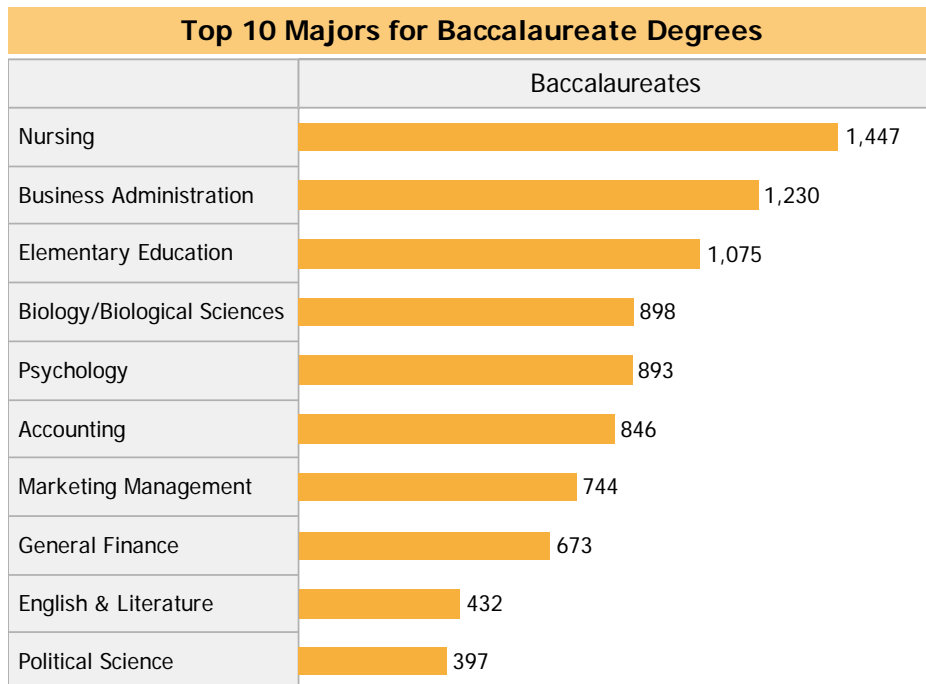
ACHE Summary of 2008-2009 Completions by Major and Level for All Public Institutions (Total Number of Completions at Alabama Public Institutions was 40,909)*



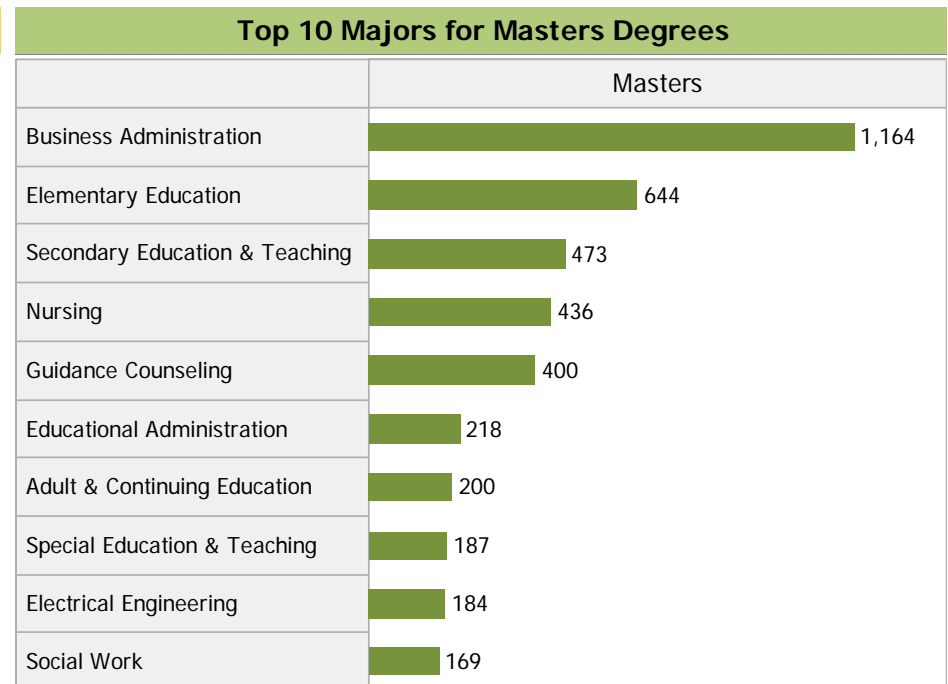
Total number of associates degrees completed at Alabama public institutions was 7,693.



Total number of doctoral degrees completed at Alabama public institutions was 801.

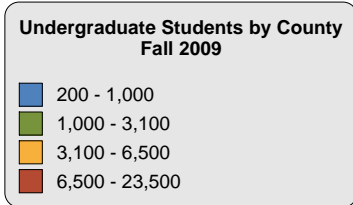
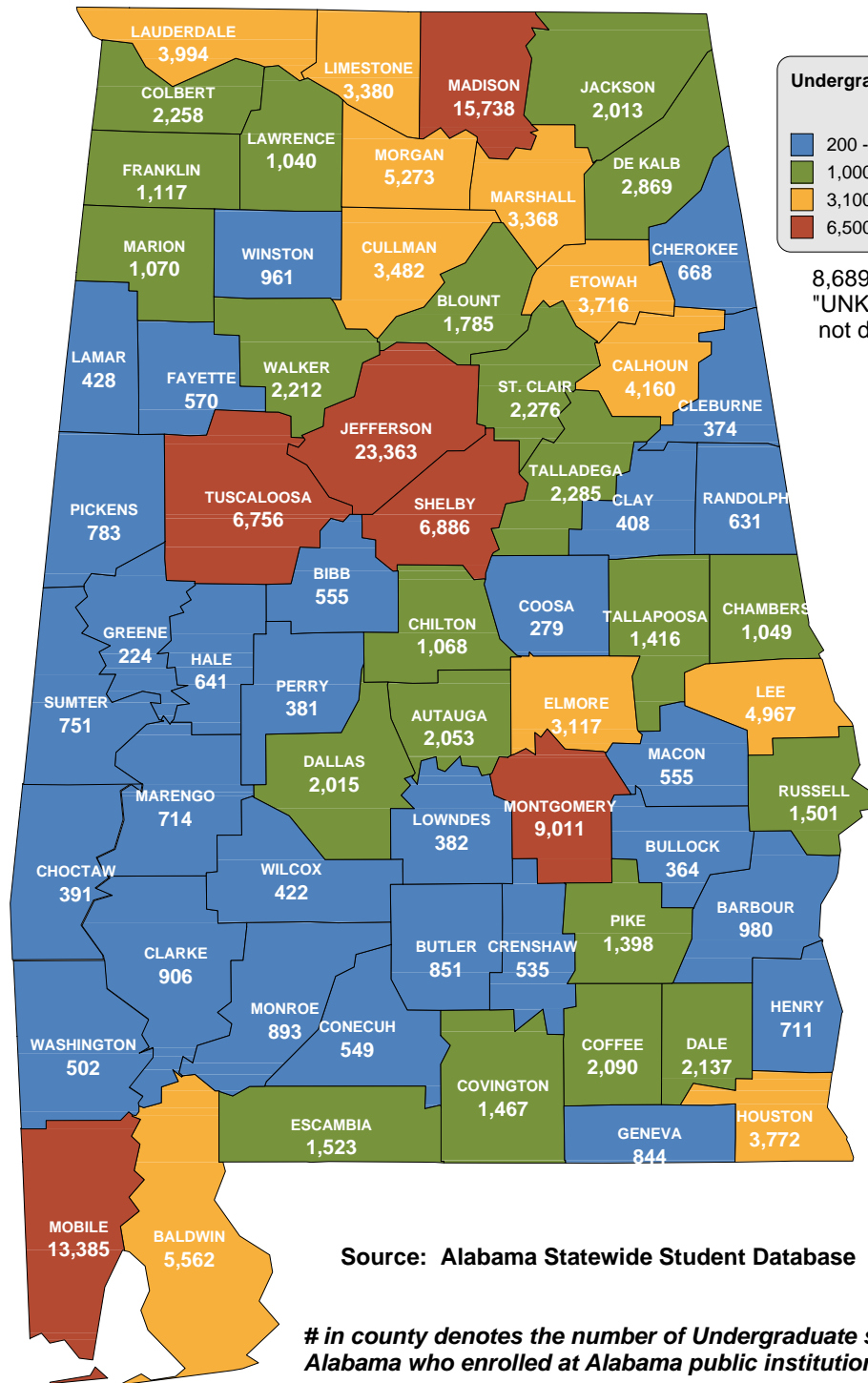


Total number of baccalaureate degrees completed at Alabama public institutions was 18,996.



Total number of masters degrees completed at Alabama public institutions was 7,825.

*The total number of completions includes other award levels that are not depicted in these charts.



8,689 students with an "UNKNOWN" county are not depicted on this map.

ALL ALABAMA PUBLIC INSTITUTIONS UNDERGRADUATE ENROLLMENT ONLY

UNDERGRADUATE STUDENTS

Total: 216,858
From Alabama: 182,514

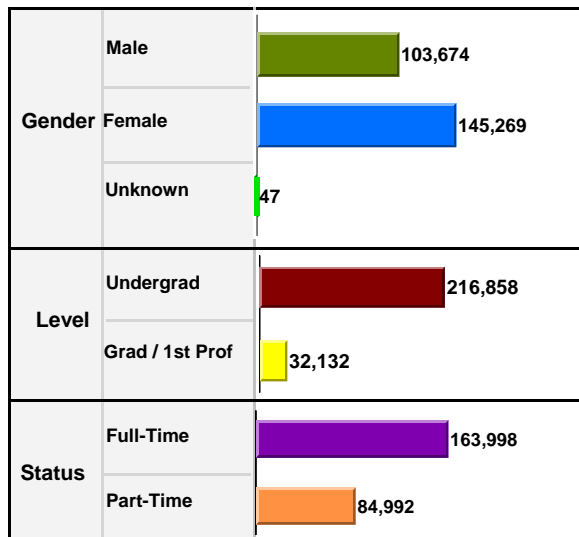
Source: Alabama Statewide Student Database

in county denotes the number of Undergraduate students from Alabama who enrolled at Alabama public institutions FA 2009.



Enrollment

Total Enrollment 248,990



Students Enrolled in Remedial Courses

Math Only 15,078
 English Only 4,656
 Math & English 5,960

Enrollment by Type of Tuition Paid

In-State
 Undergraduate 187,194
 Graduate 21,424
Out-of-State
 Undergraduate 22,662
 Graduate 5,533
Non-Resident Exempt, paying In-State
 Undergraduate 7,002
 Graduate 5,175

Financial Aid

Received 154,360
 Not Received 94,630

Migration within Alabama Public Institutions

Transfer In 12,294
 Transfer Out 12,294



Fall 2009
 ALABAMA

ALL INSTITUTIONS



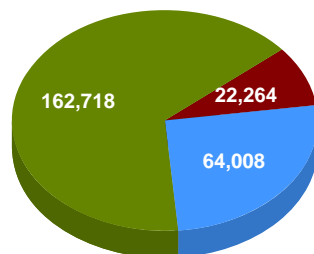
Institutional Student Profiles Alabama Commission on Higher Education

www.ache.alabama.gov

Source: Alabama Statewide Student Database
 Includes Credit Students Only

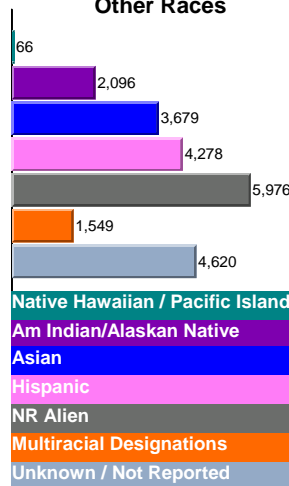
Race/Ethnicity

Race Summary



African Am/Non-Hispanic
 White / Non-Hispanic
 Other Races

Expanded Detail of Other Races



Origins of All Students

Florida 4,551
 Georgia 10,687
 Mississippi 4,056
 Tennessee 3,424
 Other US States and Territories 13,167
 Non-US 10,451
 From Alabama 202,654

Top Five Alabama Counties - Undergraduate Students

Jefferson 11%
 Madison 7%
 Mobile 6%
 Montgomery 4%
 UNKNOWN ALABAMA COUNTIES 4%

Top Five Alabama Public - Feeder High Schools

of 2008-09 H.S. Graduates Enrolled..... 23,397
 Bob Jones Madison City 444
 Hoover Hoover City 332
 Sparkman Madison County 304
 Virgil Grissom Huntsville City 298
 Murphy Mobile County 278

Summary of 2008-2009 Completions

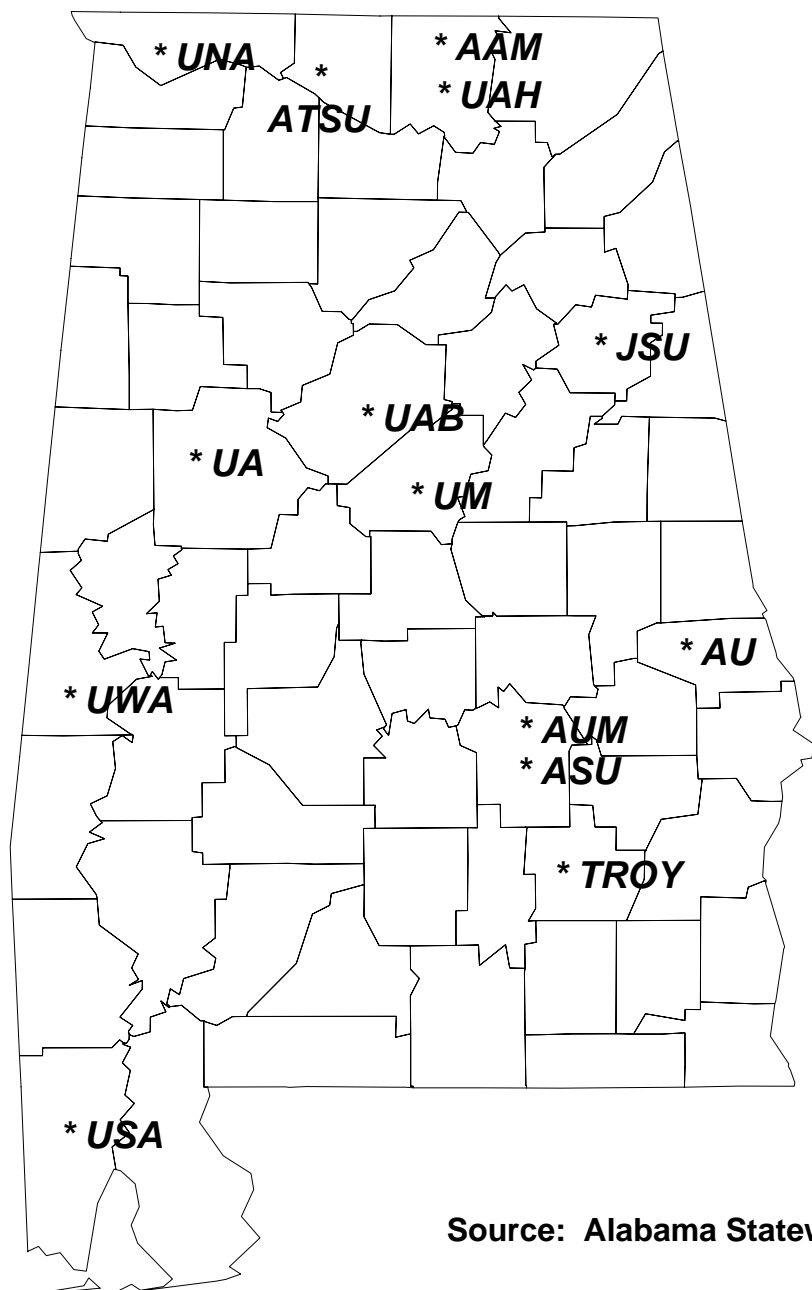
<1 Year 2,378
 <2 Year 2,025
 Assoc 7,693
 <4 Year 27
 Bacc 18,996
 Post Bacc 115
 Master's 7,825
 Post-Master's 343
 Doctoral 801
 1st Prof 706

Retention of 1st Time Degree-Seeking Freshmen

of Fall 2008 Cohort Students..... 40,709
 Enrolled or Completed Same Inst. FA 2009... 65%
 Enrolled Other AL Public Inst. FA 2009 7%

ALABAMA COMMISSION ON HIGHER EDUCATION INSTITUTIONAL STUDENT PROFILES FALL 2009

ALL PUBLIC 4-YEAR INSTITUTIONS



- Alabama A&M University (AAM)
- Alabama State University (ASU)
- Athens State University (ATSU)
- Auburn University (AU)
- Auburn University at Montgomery (AUM)
- Jacksonville State University (JSU)
- Troy University (TROY)
- University of Alabama (UA)
- University of Alabama at Birmingham (UAB)
- University of Alabama in Huntsville (UAH)
- University of Montevallo (UM)
- University of North Alabama (UNA)
- University of South Alabama (USA)
- University of West Alabama (UWA)

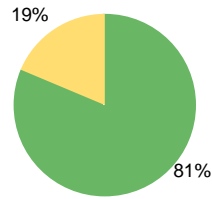
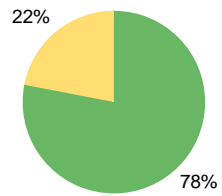
Source: Alabama Statewide Student Database

FALL 2009 SUMMARY OF UNDERGRADUATE STUDENTS ATTENDING ALABAMA PUBLIC FOUR-YEAR INSTITUTIONS (122,259)

Enrollment Status by Gender

Female (68,360)

Male (53,877)



Enrollment Status

■ Full-Time
 ■ Part-Time

Twenty-two students with unknown genders were excluded.

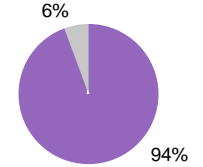
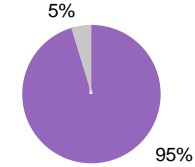
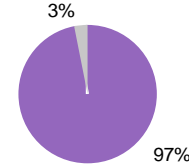
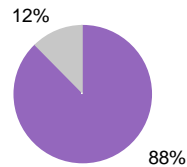
Remedial Students by Race

African American (31,374)

White (80,369)

Other Races (10,516)

Total (122,259)



Remedial

■ None
 ■ Remedial

Remedial category includes students taking remedial math and/or remedial English.

Average Age by Race

African American (31,374)

24

White (80,369)

23

Other Races (10,516)

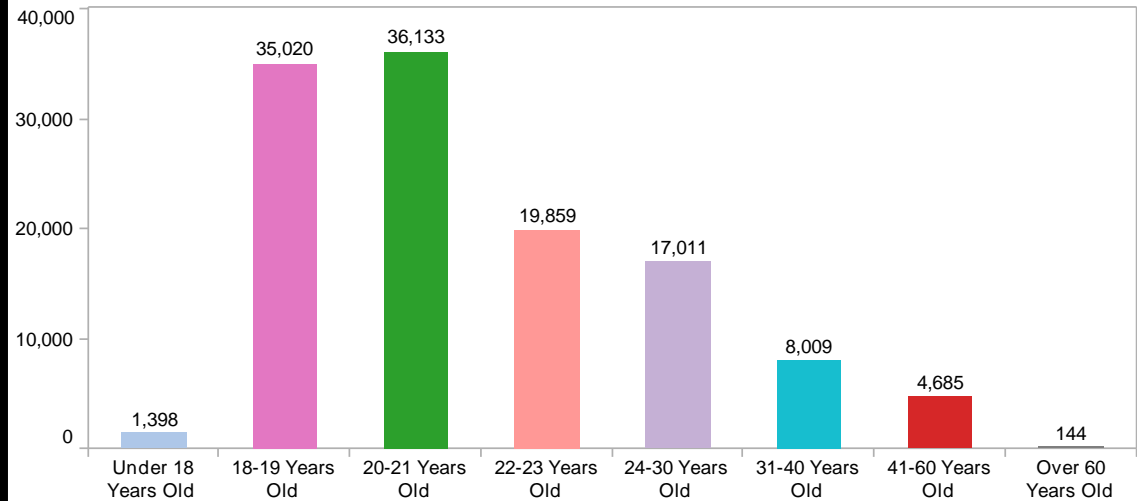
23

0 5 10 15 20 25

Race Distribution

■ African American
 ■ Other Races
 ■ White

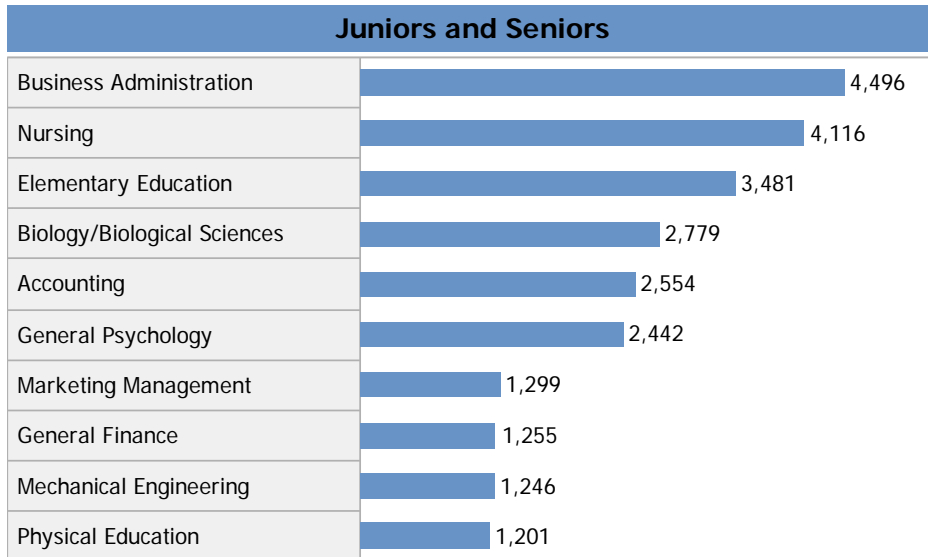
Students by Age Category



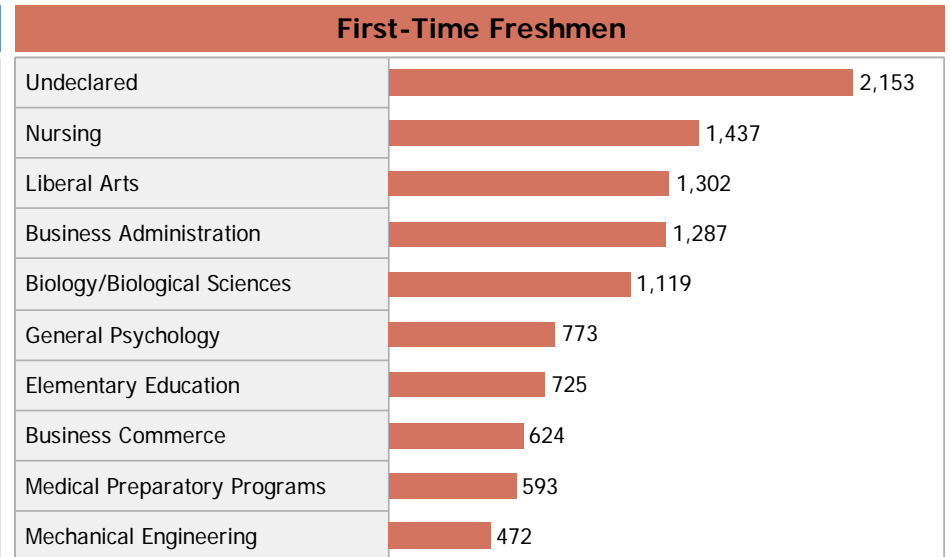
Student Age

■ Under 18 Years Old
 ■ 20-21 Years Old
 ■ 24-30 Years Old
 ■ 41-60 Years Old
 ■ Over 60 Years Old
 ■ 18-19 Years Old
 ■ 22-23 Years Old
 ■ 31-40 Years Old


ACHE Summary of Top 10 Majors of Students Enrolled Fall 2009 at 4YR Public Institutions (Total Number of Students at Alabama Public 4YR Institutions was 154,391)



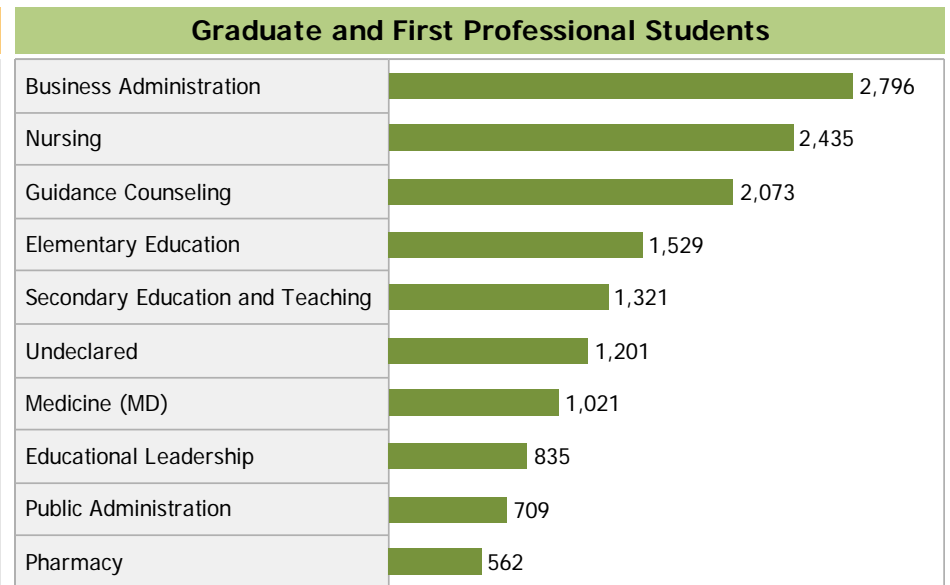
Total number of juniors and seniors enrolled at Alabama public 4YR institutions was 58,196.



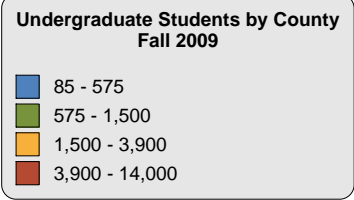
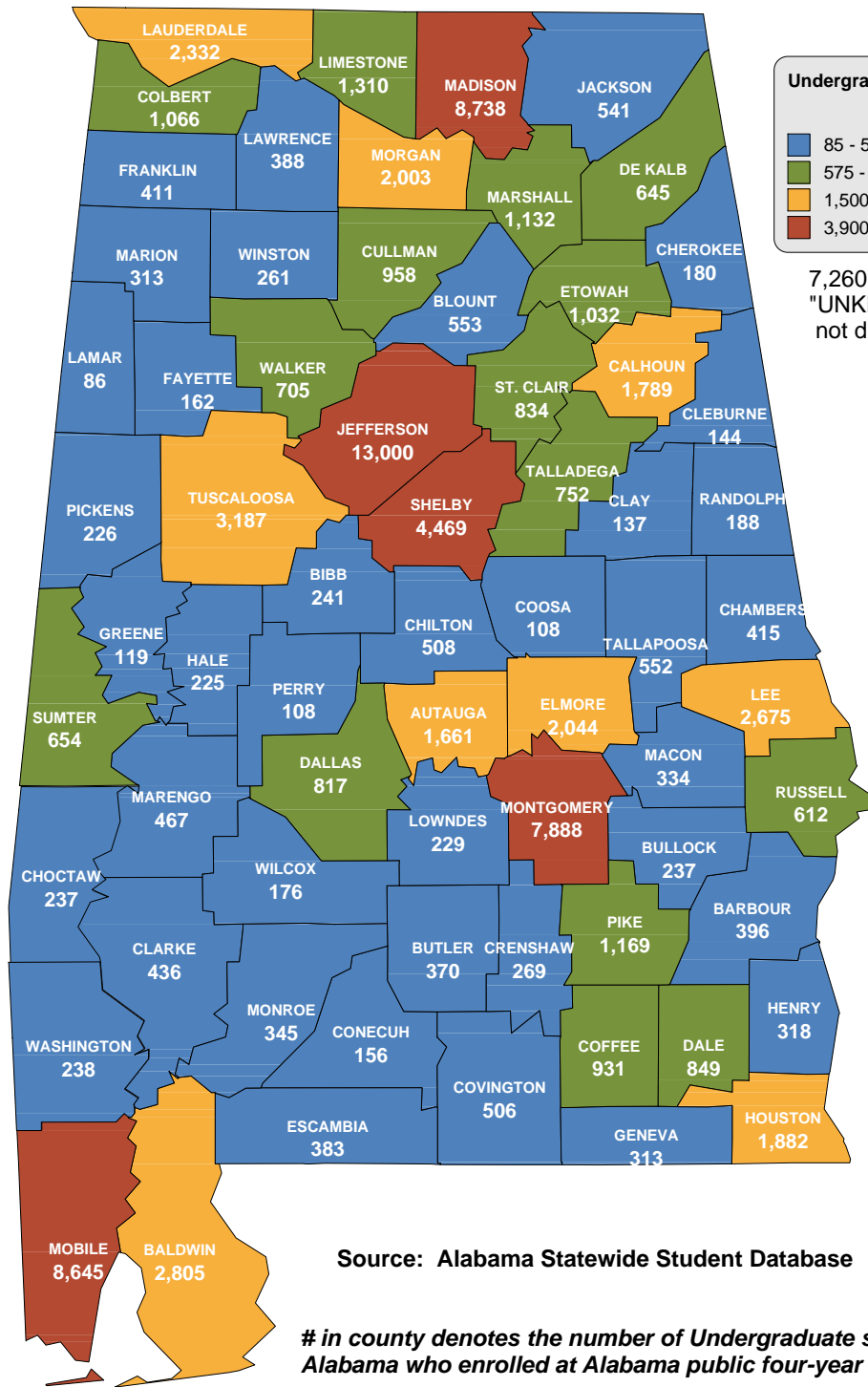
Total number of first-time freshmen enrolled at Alabama public 4YR institutions was 21,073.



Total number of undergraduate transfers enrolled at Alabama public 4YR institutions was 11,590.



Total number of graduate and first professional students enrolled at Alabama public 4YR institutions was 32,132.



7,260 students with an "UNKNOWN" county are not depicted on this map.

ALL ALABAMA PUBLIC 4-YEAR INSTITUTIONS

UNDERGRADUATE ENROLLMENT ONLY

UNDERGRADUATE STUDENTS

Total: 122,259
From Alabama: 95,120

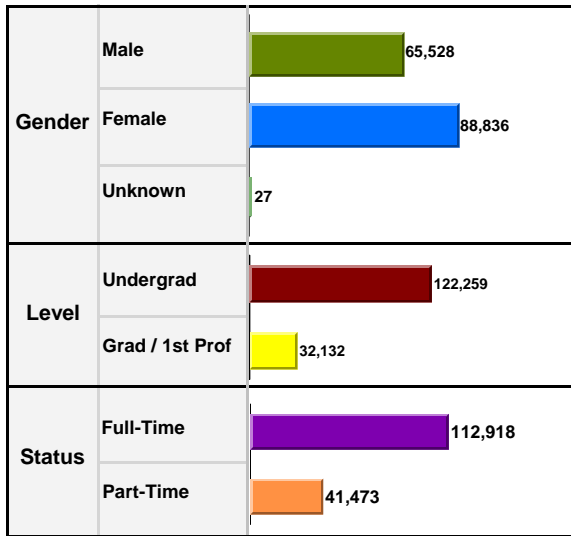
Source: Alabama Statewide Student Database

in county denotes the number of Undergraduate students from Alabama who enrolled at Alabama public four-year institutions FA 2009.



Enrollment

Total Enrollment 154,391



Students Enrolled in Remedial Courses

Math Only	4,680
English Only	1,289
Math & English	1,050

Enrollment by Type of Tuition Paid

In-State	
Undergraduate	97,697
Graduate	21,424
Out-of-State	
Undergraduate	20,308
Graduate	5,533
Non-Resident Exempt, paying In-State	
Undergraduate	4,254
Graduate	5,175

Financial Aid

Received	97,705
Not Received	56,686

Migration within Alabama Public Institutions

Transfer In	7,757
Transfer Out	3,518



Fall 2009
ALABAMA

Four-Year Public Institutions



Institutional Student Profiles

Alabama Commission on Higher Education

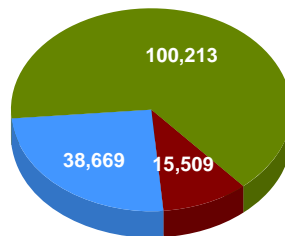
www.ache.alabama.gov

Source: Alabama Statewide Student Database

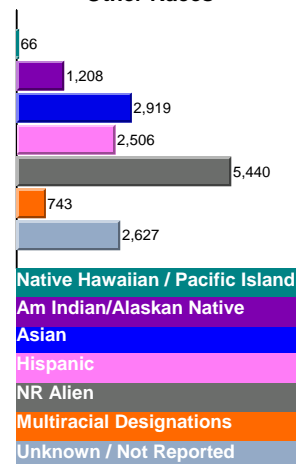
Includes Credit Students Only

Race/Ethnicity

Race Summary



Expanded Detail of Other Races



Origins of All Students

Florida	3,856
Georgia	9,217
Mississippi	3,726
Tennessee	2,999
Other US States and Territories	12,510
Non-US	6,823
From Alabama	115,260

Top Five Alabama Counties - Undergraduate Students

Jefferson	11%
Madison	7%
Mobile	7%
Montgomery	6%
UNKNOWN ALABAMA COUNTIES	6%

Top Five Alabama Public - Feeder High Schools

# of 2008-09 H.S. Graduates Enrolled.....	10,986	
Bob Jones	Madison City	330
Hoover	Hoover City	267
Vestavia Hills	Vestavia Hills City ..	234
Oak Mountain	Shelby County	228
Virgil Grissom	Huntsville City	210

Summary of 2008-2009 Completions

<1 Year	55
<2 Year	44
Assoc	184
<4 Year	27
Bacc	18,996
Post Bacc	115
Master's	7,825
Post-Master's	343
Doctoral	801
1st Prof	706

Retention of 1st Time Degree-Seeking Freshmen

# of Fall 2008 Cohort Students.....	21,842
Enrolled or Completed Same Inst. FA 2009....	74%
Enrolled Other AL Public Inst. FA 2009	7%

Enrollment

Total Enrollment 5,447

Gender	Male	2,480
	Female	2,967
	Unknown	0
Level	Undergrad	4,611
	Grad / 1st Prof	836
Status	Full-Time	4,042
	Part-Time	1,405

Students Enrolled in Remedial Courses

Math Only	161
English Only	115
Math & English	70

Enrollment by Type of Tuition Paid

In-State	
Undergraduate	3,064
Graduate	717
Out-of-State	
Undergraduate	1,543
Graduate	118
Non-Resident Exempt, paying In-State	
Undergraduate	4
Graduate	1

Financial Aid

Received	4,656
Not Received	791

Migration within Alabama Public Institutions

Transfer In	74
Transfer Out	173



Fall 2009
Normal, AL

Alabama A&M University



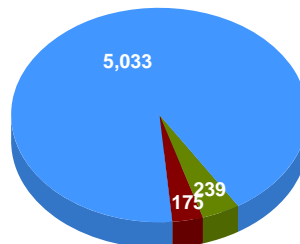
Institutional Student Profiles
Alabama Commission on Higher Education

www.ache.alabama.gov


Source: Alabama Statewide Student Database
Includes Credit Students Only

Race/Ethnicity

Race Summary



Expanded Detail of Other Races



Origins of All Students

Florida	51
Georgia	348
Mississippi	42
Tennessee	86
Other US States and Territories	895
Non-US	244
From Alabama	3,781

Top Five Alabama Counties - Undergraduate Students

UNKNOWN ALABAMA COUNTIES	55%
Madison	8%
Jefferson	1%
Mobile	1%
Montgomery	0%

Top Five Alabama Public - Feeder High Schools

# of 2008-09 H.S. Graduates Enrolled.....	491	
Huffman -Magnet	Birmingham City	21
JO Johnson	Huntsville City	16
Sparkman	Madison County	15
Mattie T Blount	Mobile County	14
Minor	Jefferson County	14

Summary of 2008-2009 Completions

<1 Year	0
<2 Year	0
Assoc	0
<4 Year	0
Bacc	628
Post Bacc	0
Master's	234
Post-Master's	2
Doctoral	16
1st Prof	0

Retention of 1st Time Degree-Seeking Freshmen

# of Fall 2008 Cohort Students.....	1,065
Enrolled or Completed Same Inst. FA 2009...	70%
Enrolled Other AL Public Inst. FA 2009.....	6%

Enrollment

Total Enrollment 5,564

Gender	Male	2,107
	Female	3,457
	Unknown	0
Level	Undergrad	4,929
	Grad / 1st Prof	635
Status	Full-Time	4,561
	Part-Time	1,003

Students Enrolled in Remedial Courses

Math Only	591
English Only	228
Math & English	98

Enrollment by Type of Tuition Paid

In-State	
Undergraduate	3,314
Graduate	557
Out-of-State	
Undergraduate	1,611
Graduate	70
Non-Resident Exempt, paying In-State	
Undergraduate	4
Graduate	8

Financial Aid

Received	5,309
Not Received	255

Migration within Alabama Public Institutions

Transfer In	138
Transfer Out	236

Fall 2009
Montgomery, AL

Alabama State University



Institutional Student Profiles

Alabama Commission on Higher Education

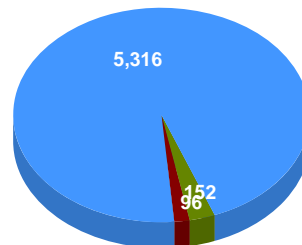
www.ache.alabama.gov

Source: Alabama Statewide Student Database

Includes Credit Students Only

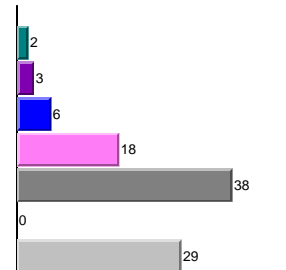
Race/Ethnicity

Race Summary



African Am/Non-Hispanic
White / Non-Hispanic
Other Races

Expanded Detail of Other Races



Native Hawaiian / Pacific Island
Am Indian/Alaskan Native
Asian
Hispanic
NR Alien
Multiracial Designations
Unknown / Not Reported

Origins of All Students

Florida	175
Georgia	637
Mississippi	60
Tennessee	35
Other US States and Territories	856
Non-US	176
From Alabama	3,625

Top Five Alabama Counties - Undergraduate Students

Montgomery	22%
Jefferson	11%
Mobile	6%
Dallas	3%
Macon	2%

Top Five Alabama Public - Feeder High Schools

# of 2008-09 H.S. Graduates Enrolled.....	567	
Carver Senior	Montgomery County	37
Jefferson Davis	Montgomery County	35
Selma	Selma City	25
Lanier Senior	Montgomery County	24
Lee	Montgomery County	19

Summary of 2008-2009 Completions

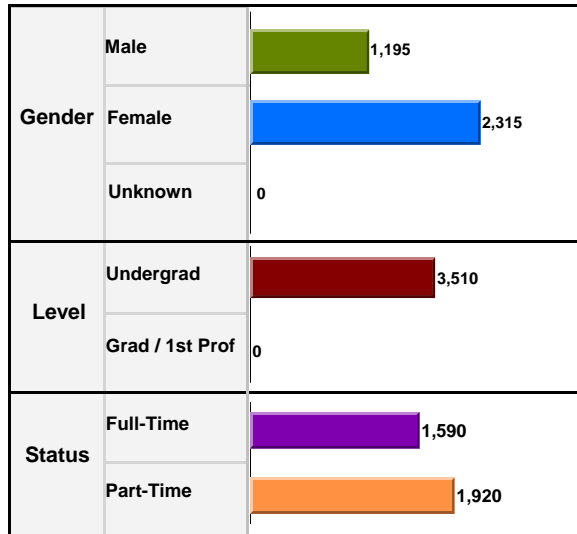
<1 Year	0
<2 Year	0
Assoc	0
<4 Year	0
Bacc	497
Post Bacc	0
Master's	216
Post-Master's	24
Doctoral	58
1st Prof	0

Retention of 1st Time Degree-Seeking Freshmen

# of Fall 2008 Cohort Students.....	1,378
Enrolled or Completed Same Inst. FA 2009...	52%
Enrolled Other AL Public Inst. FA 2009.....	6%

Enrollment

Total Enrollment 3,510



Students Enrolled in Remedial Courses

Math Only 0
 English Only 0
 Math & English 0

Enrollment by Type of Tuition Paid

In-State
 Undergraduate 3,387
 Graduate 0
Out-of-State
 Undergraduate 40
 Graduate 0
Non-Resident Exempt, paying In-State
 Undergraduate 83
 Graduate 0

Financial Aid

Received 1,772
 Not Received 1,738

Migration within Alabama Public Institutions

Transfer In 584
 Transfer Out 25



Fall 2009
 Athens, AL

Athens State University



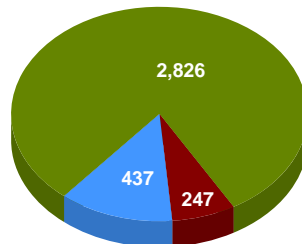
Institutional Student Profiles
 Alabama Commission on Higher Education

www.ache.alabama.gov

Source: Alabama Statewide Student Database
 Includes Credit Students Only

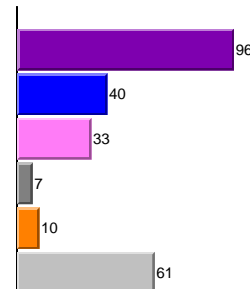
Race/Ethnicity

Race Summary



African Am/Non-Hispanic
 White / Non-Hispanic
 Other Races

Expanded Detail of Other Races



Am Indian/Alaskan Native
 Asian / Pacific Islander
 Hispanic
 NR Alien
 Other / Multi-Racial
 Unknown / Not Reported

Origins of All Students

Florida 0
 Georgia 6
 Mississippi 3
 Tennessee 89
 Other US States and Territories 6
 Non-US 1
 From Alabama 3,405

Top Five Alabama Counties - Undergraduate Students

Madison 25%
 Limestone 11%
 Morgan 11%
 Cullman 8%
 UNKNOWN ALABAMA COUNTIES 5%

Top Five Alabama Public - Feeder High Schools

of 2008-09 H.S. Graduates Enrolled..... N/A
 N/A
 N/A
 N/A
 N/A
 N/A

Summary of 2008-2009 Completions

<1 Year 0
 <2 Year 0
 Assoc 0
 <4 Year 0
 Bacc 833
 Post Bacc 0
 Master's 0
 Post-Master's 0
 Doctoral 0
 1st Prof 0

Retention of 1st Time Degree-Seeking Freshmen

of Fall 2008 Cohort Students..... N/A
 Enrolled or Completed Same Inst. FA 2009... N/A
 Enrolled Other AL Public Inst. FA 2009..... N/A

Enrollment

Total Enrollment 24,602

Gender	Male	12,590
	Female	12,012
	Unknown	0
Level	Undergrad	19,926
	Grad / 1st Prof	4,676
Status	Full-Time	20,996
	Part-Time	3,606

Students Enrolled in Remedial Courses

Math Only	0
English Only	0
Math & English	0

Enrollment by Type of Tuition Paid

In-State	
Undergraduate	13,548
Graduate	2,100
Out-of-State	
Undergraduate	6,319
Graduate	1,036
Non-Resident Exempt, paying In-State	
Undergraduate	59
Graduate	1,540

Financial Aid

Received	13,032
Not Received	11,570

Migration within Alabama Public Institutions

Transfer In	1,308
Transfer Out	414



Fall 2009
Auburn, AL

Auburn University



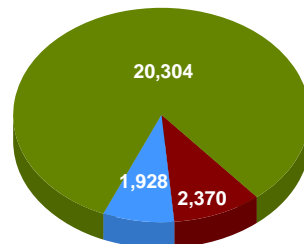
Institutional Student Profiles
Alabama Commission on Higher Education

www.ache.alabama.gov

Source: Alabama Statewide Student Database
Includes Credit Students Only

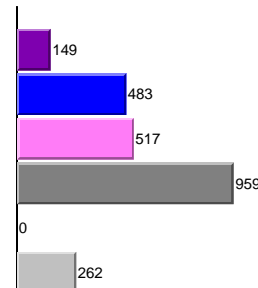
Race/Ethnicity

Race Summary



African Am/Non-Hispanic
White / Non-Hispanic
Other Races

Expanded Detail of Other Races



Am Indian/Alaskan Native
Asian / Pacific Islander
Hispanic
NR Alien
Other / Multi-Racial
Unknown / Not Reported

Origins of All Students

Florida	1,281
Georgia	3,342
Mississippi	149
Tennessee	715
Other US States and Territories	3,302
Non-US	993
From Alabama	14,820

Top Five Alabama Counties - Undergraduate Students

Jefferson	11%
Lee	8%
Madison	6%
Shelby	4%
Montgomery	4%

Top Five Alabama Public - Feeder High Schools

# of 2008-09 H.S. Graduates Enrolled.....	1,646	
Auburn	Auburn City	95
Bob Jones	Madison City	94
Oak Mountain	Shelby County	91
Vestavia Hills	Vestavia Hills City ...	87
Virgil Grissom	Huntsville City	65

Summary of 2008-2009 Completions

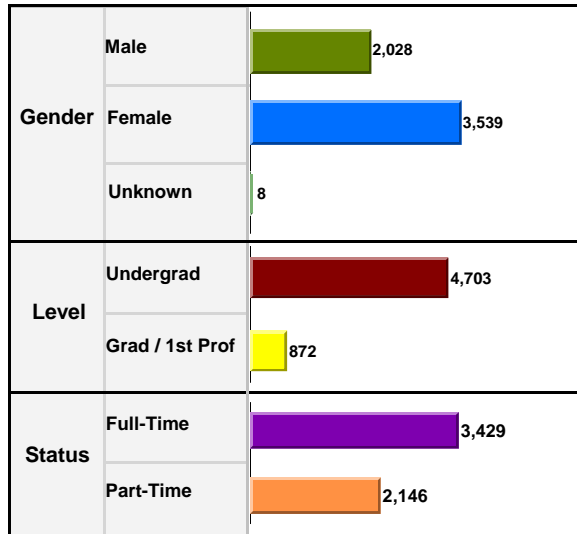
<1 Year	0
<2 Year	0
Assoc	0
<4 Year	0
Bacc	3,942
Post Bacc	0
Master's	865
Post-Master's	8
Doctoral	222
1st Prof	215

Retention of 1st Time Degree-Seeking Freshmen

# of Fall 2008 Cohort Students.....	3,980
Enrolled or Completed Same Inst. FA 2009...	86%
Enrolled Other AL Public Inst. FA 2009.....	4%

Enrollment

Total Enrollment 5,575



Students Enrolled in Remedial Courses

Math Only 380
 English Only 129
 Math & English 117

Enrollment by Type of Tuition Paid

In-State
 Undergraduate 4,443
 Graduate 845
Out-of-State
 Undergraduate 230
 Graduate 17
Non-Resident Exempt, paying In-State
 Undergraduate 30
 Graduate 10

Financial Aid

Received 3,233
 Not Received 2,342

Migration within Alabama Public Institutions

Transfer In 162
 Transfer Out 283

Fall 2009
 Montgomery, AL

Auburn University at Montgomery

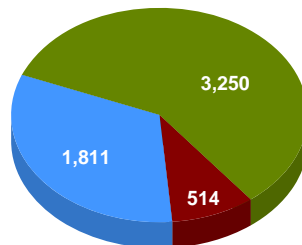


Institutional Student Profiles
 Alabama Commission on Higher Education
www.ache.alabama.gov

Source: Alabama Statewide Student Database
 Includes Credit Students Only

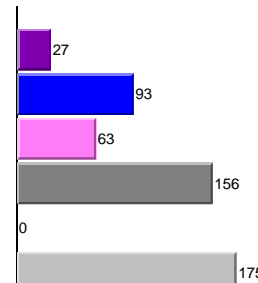
Race/Ethnicity

Race Summary



African Am/Non-Hispanic
 White / Non-Hispanic
 Other Races

Expanded Detail of Other Races



Am Indian/Alaskan Native
 Asian / Pacific Islander
 Hispanic
 NR Alien
 Other / Multi-Racial
 Unknown / Not Reported

Origins of All Students

Florida 0
 Georgia 0
 Mississippi 0
 Tennessee 0
 Other US States and Territories 0
 Non-US 458
 From Alabama 5,117

Top Five Alabama Counties - Undergraduate Students

Montgomery 39%
 Elmore 15%
 Autauga 12%
 Lee 4%
 Dallas 2%

Top Five Alabama Public - Feeder High Schools

of 2008-09 H.S. Graduates Enrolled..... 406
 Prattville Autauga County 52
 Lee Montgomery County 35
 Brewbaker Technology Montgomery County 27
 Stanhope Elmore Elmore County 22
 Jefferson Davis Montgomery County 20

Summary of 2008-2009 Completions

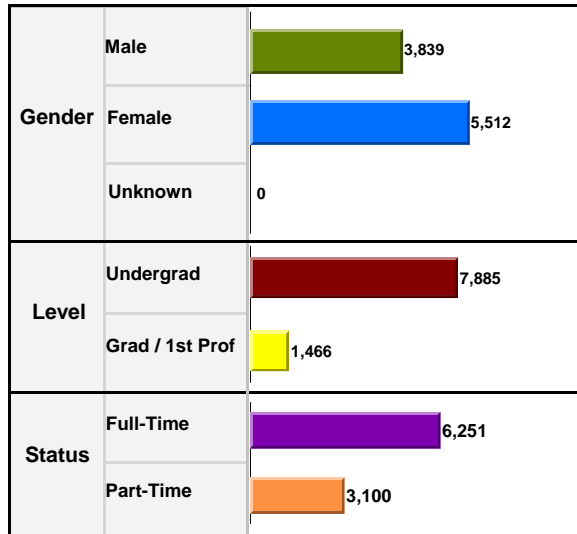
<1 Year 0
 <2 Year 0
 Assoc 0
 <4 Year 0
 Bacc 651
 Post Bacc 0
 Master's 229
 Post-Master's 22
 Doctoral 0
 1st Prof 0

Retention of 1st Time Degree-Seeking Freshmen

of Fall 2008 Cohort Students..... 650
 Enrolled or Completed Same Inst. FA 2009... 57%
 Enrolled Other AL Public Inst. FA 2009..... 18%

Enrollment

Total Enrollment 9,351



Students Enrolled in Remedial Courses

Math Only 269
 English Only 188
 Math & English 164

Enrollment by Type of Tuition Paid

In-State
 Undergraduate 6,939
 Graduate 1,226
Out-of-State
 Undergraduate 548
 Graduate 131
Non-Resident Exempt, paying In-State
 Undergraduate 398
 Graduate 109

Financial Aid

Received 6,479
 Not Received 2,872

Migration within Alabama Public Institutions

Transfer In 775
 Transfer Out 394



Fall 2009
 Jacksonville, AL

Jacksonville State University



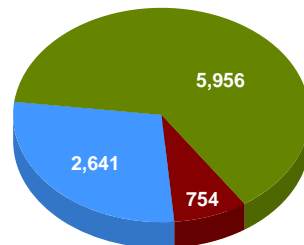
Institutional Student Profiles
 Alabama Commission on Higher Education

www.ache.alabama.gov

Source: Alabama Statewide Student Database
 Includes Credit Students Only

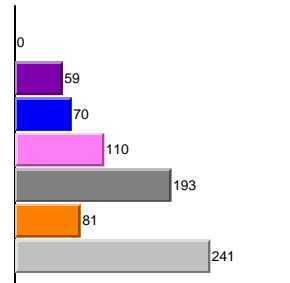
Race/Ethnicity

Race Summary



African Am/Non-Hispanic
 White / Non-Hispanic
 Other Races

Expanded Detail of Other Races



Native Hawaiian / Pacific Island
 Am Indian/Alaskan Native
 Asian
 Hispanic
 NR Alien
 Multiracial Designations
 Unknown / Not Reported

Origins of All Students

Florida 42
 Georgia 707
 Mississippi 13
 Tennessee 15
 Other US States and Territories 189
 Non-US 2
 From Alabama 8,383

Top Five Alabama Counties - Undergraduate Students

UNKNOWN ALABAMA COUNTIES 54%
 Calhoun 14%
 Etowah 4%
 Jefferson 4%
 Talladega 2%

Top Five Alabama Public - Feeder High Schools

of 2008-09 H.S. Graduates Enrolled..... 769
 Oxford Oxford City 58
 Jacksonville Jacksonville City 28
 Gadsden City Gadsden City 24
 Pleasant Valley Calhoun County 23
 Alexandria Calhoun County 20

Summary of 2008-2009 Completions

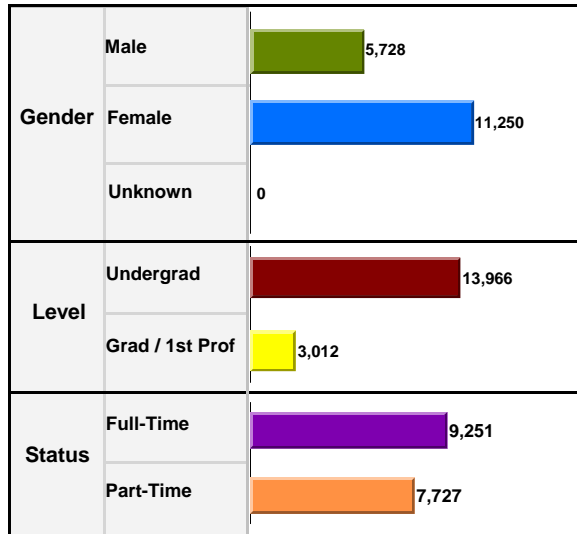
<1 Year 0
 <2 Year 0
 Assoc 0
 <4 Year 0
 Bacc 1,137
 Post Bacc 75
 Master's 408
 Post-Master's 88
 Doctoral 0
 1st Prof 0

Retention of 1st Time Degree-Seeking Freshmen

of Fall 2008 Cohort Students..... 1,845
 Enrolled or Completed Same Inst. FA 2009... 65%
 Enrolled Other AL Public Inst. FA 2009..... 10%

Enrollment

Total Enrollment 16,978



Students Enrolled in Remedial Courses

Math Only 1,439
 English Only 332
 Math & English 342

Enrollment by Type of Tuition Paid

In-State
 Undergraduate 12,523
 Graduate 2,364
Out-of-State
 Undergraduate 699
 Graduate 223
Non-Resident Exempt, paying In-State
 Undergraduate 744
 Graduate 425

Financial Aid

Received 13,968
 Not Received 3,010

Migration within Alabama Public Institutions

Transfer In 858
 Transfer Out 309

Fall 2009
Troy, AL

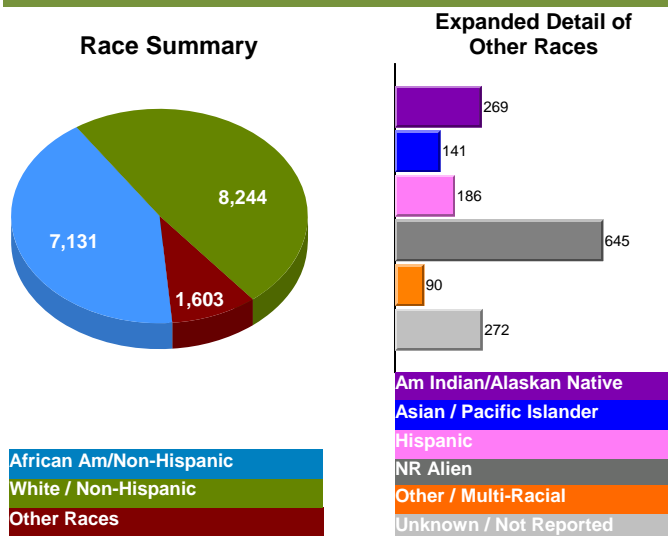
Troy University



Institutional Student Profiles
 Alabama Commission on Higher Education
www.ache.alabama.gov

Source: Alabama Statewide Student Database
 Includes Credit Students Only

Race/Ethnicity



Origins of All Students

Florida 415
 Georgia 1,098
 Mississippi 22
 Tennessee 15
 Other US States and Territories 233
 Non-US 675
 From Alabama 14,520

Top Five Alabama Counties - Undergraduate Students

Montgomery 21%
 Houston 8%
 Pike 7%
 Elmore 5%
 Autauga 4%

Top Five Alabama Public - Feeder High Schools

of 2008-09 H.S. Graduates Enrolled..... 943
 Charles Henderson Troy City 56
 Enterprise Enterprise City 39
 Northview Dothan City 32
 Jefferson Davis Montgomery County 30
 Prattville Autauga County 30

Summary of 2008-2009 Completions

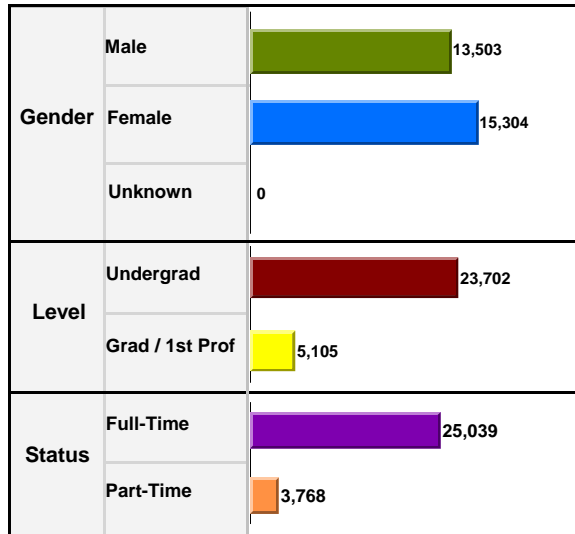
<1 Year 0
 <2 Year 0
 Assoc 145
 <4 Year 0
 Bacc 1,568
 Post Bacc 0
 Master's 800
 Post-Master's 54
 Doctoral 0
 1st Prof 0

Retention of 1st Time Degree-Seeking Freshmen

of Fall 2008 Cohort Students..... 2,199
 Enrolled or Completed Same Inst. FA 2009... 66%
 Enrolled Other AL Public Inst. FA 2009..... 7%

Enrollment

Total Enrollment 28,807



Students Enrolled in Remedial Courses

Math Only 551
 English Only 13
 Math & English 0

Enrollment by Type of Tuition Paid

In-State
 Undergraduate 17,314
 Graduate 3,381
Out-of-State
 Undergraduate 6,307
 Graduate 1,713
Non-Resident Exempt, paying In-State
 Undergraduate 81
 Graduate 11

Financial Aid

Received 17,544
 Not Received 11,263

Migration within Alabama Public Institutions

Transfer In 1,333
 Transfer Out 379

Fall 2009
 Tuscaloosa, AL

University of Alabama

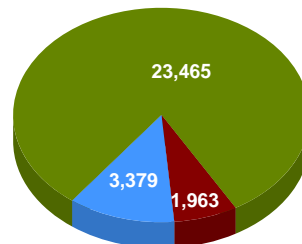


Institutional Student Profiles
 Alabama Commission on Higher Education
www.ache.alabama.gov

Source: Alabama Statewide Student Database
 Includes Credit Students Only

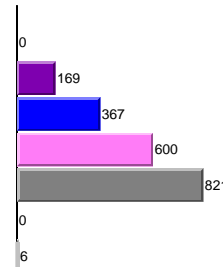
Race/Ethnicity

Race Summary



African Am/Non-Hispanic
 White / Non-Hispanic
 Other Races

Expanded Detail of
 Other Races



Native Hawaiian / Pacific Island
 Am Indian/Alaskan Native
 Asian
 Hispanic
 NR Alien
 Multiracial Designations
 Unknown / Not Reported

Origins of All Students

Florida 859
 Georgia 2,025
 Mississippi 416
 Tennessee 880
 Other US States and Territories 3,964
 Non-US 956
 From Alabama 19,707

Top Five Alabama Counties - Undergraduate Students

Jefferson 15%
 Tuscaloosa 11%
 Madison 6%
 Shelby 5%
 Mobile 4%

Top Five Alabama Public - Feeder High Schools

of 2008-09 H.S. Graduates Enrolled..... 2,339
 Mountain Brook Mountain Brook City 136
 Hoover Hoover City 101
 Vestavia Hills Vestavia Hills City ... 99
 Huntsville Huntsville City 83
 Oak Mountain Shelby County 79

Summary of 2008-2009 Completions

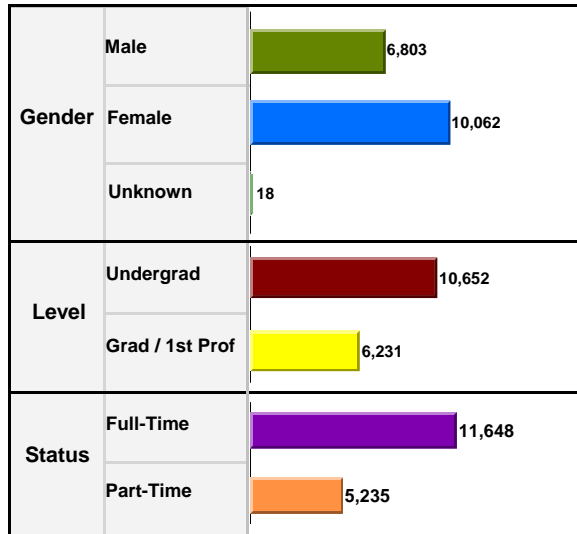
<1 Year 0
 <2 Year 0
 Assoc 0
 <4 Year 0
 Bacc 3,713
 Post Bacc 0
 Master's 1,265
 Post-Master's 51
 Doctoral 192
 1st Prof 172

Retention of 1st Time Degree-Seeking Freshmen

of Fall 2008 Cohort Students..... 5,116
 Enrolled or Completed Same Inst. FA 2009... 82%
 Enrolled Other AL Public Inst. FA 2009..... 5%

Enrollment

Total Enrollment 16,883



Students Enrolled in Remedial Courses

Math Only 418
 English Only 110
 Math & English 42

Enrollment by Type of Tuition Paid

In-State
 Undergraduate 9,764
 Graduate 4,375
Out-of-State
 Undergraduate 824
 Graduate 751
Non-Resident Exempt, paying In-State
 Undergraduate 64
 Graduate 1,105

Financial Aid

Received 8,944
 Not Received 7,939

Migration within Alabama Public Institutions

Transfer In 981
 Transfer Out 315

Fall 2009
 Birmingham, AL

University of Alabama at Birmingham



Institutional Student Profiles
 Alabama Commission on Higher Education
www.ache.alabama.gov

Source: Alabama Statewide Student Database
 Includes Credit Students Only

Origins of All Students

Florida 189
 Georgia 426
 Mississippi 240
 Tennessee 151
 Other US States and Territories 1,056
 Non-US 753
 From Alabama 14,068

Top Five Alabama Counties - Undergraduate Students

Jefferson 43%
 Shelby 11%
 Madison 6%
 St Clair 3%
 Mobile 2%

Top Five Alabama Public - Feeder High Schools

of 2008-09 H.S. Graduates Enrolled..... 1,123
 Hoover Hoover City 56
 Bob Jones Madison City 46
 Pelham Shelby County 41
 Hewitt-Trussville Trussville City 35
 Oak Mountain Shelby County 33

Summary of 2008-2009 Completions

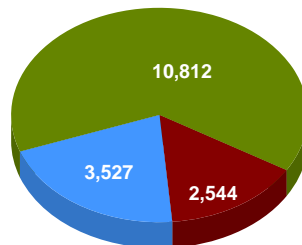
<1 Year 0
 <2 Year 16
 Assoc 0
 <4 Year 0
 Bacc 1,916
 Post Bacc 11
 Master's 1,075
 Post-Master's 20
 Doctoral 186
 1st Prof 256

Retention of 1st Time Degree-Seeking Freshmen

of Fall 2008 Cohort Students..... 1,313
 Enrolled or Completed Same Inst. FA 2009... 79%
 Enrolled Other AL Public Inst. FA 2009..... 8%

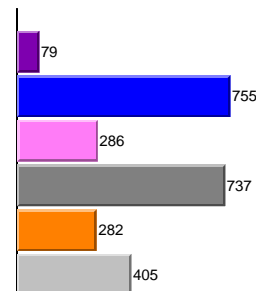
Race/Ethnicity

Race Summary



African Am/Non-Hispanic
 White / Non-Hispanic
 Other Races

Expanded Detail of
Other Races



Am Indian/Alaskan Native
 Asian / Pacific Islander
 Hispanic
 NR Alien
 Other / Multi-Racial
 Unknown / Not Reported

Enrollment

Total Enrollment 7,681

Gender	Male	4,197
	Female	3,484
	Unknown	0
Level	Undergrad	6,144
	Grad / 1st Prof	1,537
Status	Full-Time	5,084
	Part-Time	2,597

Students Enrolled in Remedial Courses

Math Only	250
English Only	0
Math & English	0

Enrollment by Type of Tuition Paid

In-State	
Undergraduate	5,379
Graduate	1,183
Out-of-State	
Undergraduate	535
Graduate	138
Non-Resident Exempt, paying In-State	
Undergraduate	230
Graduate	216

Financial Aid

Received	4,386
Not Received	3,295


Migration within Alabama Public Institutions

Transfer In	532
Transfer Out	186



Fall 2009
Huntsville, AL

University of Alabama in Huntsville



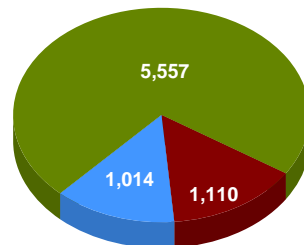
Institutional Student Profiles Alabama Commission on Higher Education

www.ache.alabama.gov

Source: Alabama Statewide Student Database
Includes Credit Students Only

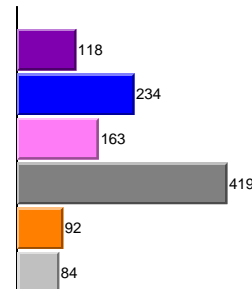
Race/Ethnicity

Race Summary



African Am/Non-Hispanic
White / Non-Hispanic
Other Races

Expanded Detail of Other Races



Am Indian/Alaskan Native
Asian / Pacific Islander
Hispanic
NR Alien
Other / Multi-Racial
Unknown / Not Reported

Origins of All Students

Florida	30
Georgia	56
Mississippi	20
Tennessee	406
Other US States and Territories	361
Non-US	440
From Alabama	6,368

Top Five Alabama Counties - Undergraduate Students

Madison	51%
Morgan	6%
Limestone	4%
Marshall	4%
Jefferson	3%

Top Five Alabama Public - Feeder High Schools

# of 2008-09 H.S. Graduates Enrolled.....	514	
Bob Jones	Madison City	78
Virgil Grissom	Huntsville City	58
Sparkman	Madison County	43
Huntsville	Huntsville City	21
Hazel Green	Madison County	19

Summary of 2008-2009 Completions

<1 Year	0
<2 Year	0
Assoc	0
<4 Year	0
Bacc	900
Post Bacc	26
Master's	384
Post-Master's	3
Doctoral	32
1st Prof	0

Retention of 1st Time Degree-Seeking Freshmen

# of Fall 2008 Cohort Students.....	796
Enrolled or Completed Same Inst. FA 2009...	73%
Enrolled Other AL Public Inst. FA 2009.....	12%

Enrollment

Total Enrollment 3,048

Gender	Male	934
	Female	2,114
	Unknown	0
Level	Undergrad	2,599
	Grad / 1st Prof	449
Status	Full-Time	2,494
	Part-Time	554

Students Enrolled in Remedial Courses

Math Only	0
English Only	0
Math & English	0

Enrollment by Type of Tuition Paid

In-State	
Undergraduate	2,447
Graduate	436
Out-of-State	
Undergraduate	152
Graduate	13
Non-Resident Exempt, paying In-State	
Undergraduate	0
Graduate	0

Financial Aid

Received	2,119
Not Received	929

Migration within Alabama Public Institutions

Transfer In	185
Transfer Out	124



Fall 2009
Montevallo, AL

University of Montevallo



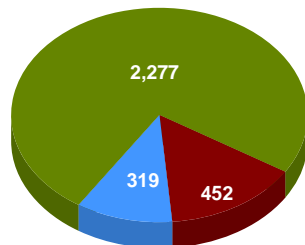
Institutional Student Profiles
Alabama Commission on Higher Education

www.ache.alabama.gov

Source: Alabama Statewide Student Database
Includes Credit Students Only

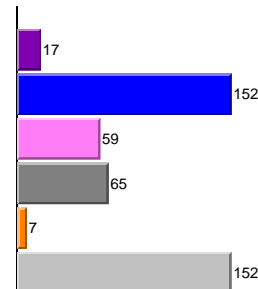
Race/Ethnicity

Race Summary



African Am/Non-Hispanic
White / Non-Hispanic
Other Races

Expanded Detail of Other Races



Am Indian/Alaskan Native
Asian / Pacific Islander
Hispanic
NR Alien
Other / Multi-Racial
Unknown / Not Reported

Origins of All Students

Florida	14
Georgia	18
Mississippi	9
Tennessee	11
Other US States and Territories	40
Non-US	460
From Alabama	2,496

Top Five Alabama Counties - Undergraduate Students

Shelby	27%
Jefferson	21%
Chilton	5%
Madison	5%
Bibb	2%

Top Five Alabama Public - Feeder High Schools

# of 2008-09 H.S. Graduates Enrolled.....	292	
Pelham	Shelby County	22
Thompson	Shelby County	21
Hoover	Hoover City	13
Montevallo	Shelby County	13
Virgil Grissom	Huntsville City	11

Summary of 2008-2009 Completions

<1 Year	0
<2 Year	0
Assoc	0
<4 Year	0
Bacc	458
Post Bacc	0
Master's	147
Post-Master's	10
Doctoral	0
1st Prof	0

Retention of 1st Time Degree-Seeking Freshmen

# of Fall 2008 Cohort Students.....	518
Enrolled or Completed Same Inst. FA 2009...	78%
Enrolled Other AL Public Inst. FA 2009.....	9%

Enrollment

Total Enrollment 7,266

Gender	Male	3,179
	Female	4,086
	Unknown	1
Level	Undergrad	6,207
	Grad / 1st Prof	1,059
Status	Full-Time	5,320
	Part-Time	1,946

Students Enrolled in Remedial Courses

Math Only	139
English Only	102
Math & English	53

Enrollment by Type of Tuition Paid

In-State	
Undergraduate	4,828
Graduate	589
Out-of-State	
Undergraduate	563
Graduate	268
Non-Resident Exempt, paying In-State	
Undergraduate	816
Graduate	202

Financial Aid

Received	4,286
Not Received	2,980

Migration within Alabama Public Institutions

Transfer In	182
Transfer Out	317



Fall 2009
Florence, AL

University of North Alabama



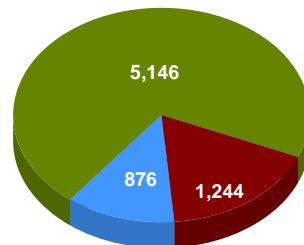
Institutional Student Profiles
Alabama Commission on Higher Education

www.ache.alabama.gov

Source: Alabama Statewide Student Database
Includes Credit Students Only

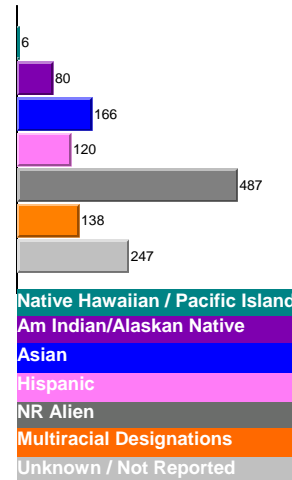
Race/Ethnicity

Race Summary



African Am/Non-Hispanic
White / Non-Hispanic
Other Races

Expanded Detail of Other Races



Origins of All Students

Florida	66
Georgia	56
Mississippi	378
Tennessee	490
Other US States and Territories	205
Non-US	710
From Alabama	5,361

Top Five Alabama Counties - Undergraduate Students

Lauderdale	27%
Colbert	11%
Madison	8%
Morgan	5%
Franklin	4%

Top Five Alabama Public - Feeder High Schools

# of 2008-09 H.S. Graduates Enrolled.....	767	
Florence	Florence City	64
Muscle Shoals	Muscle Shoals City ..	43
Sparkman	Madison County	30
Austin	Decatur City	29
Brooks	Lauderdale County ..	29

Summary of 2008-2009 Completions

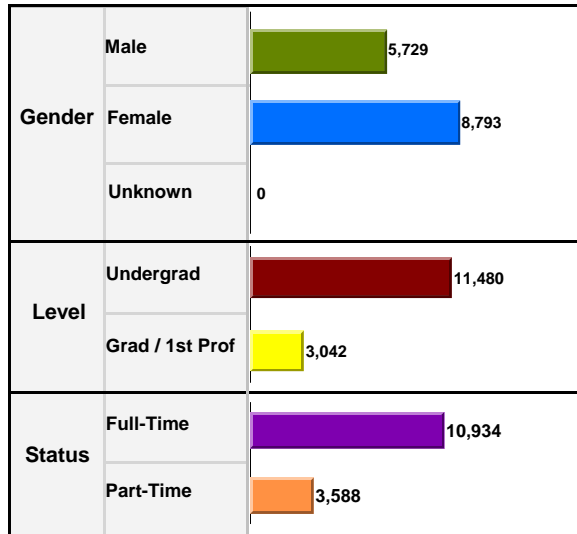
<1 Year	0
<2 Year	0
Assoc	0
<4 Year	0
Bacc	901
Post Bacc	0
Master's	582
Post-Master's	14
Doctoral	0
1st Prof	0

Retention of 1st Time Degree-Seeking Freshmen

# of Fall 2008 Cohort Students.....	1,056
Enrolled or Completed Same Inst. FA 2009...	69%
Enrolled Other AL Public Inst. FA 2009.....	10%

Enrollment

Total Enrollment 14,522



Students Enrolled in Remedial Courses

Math Only 321
 English Only 14
 Math & English 42

Enrollment by Type of Tuition Paid

In-State
 Undergraduate 9,156
 Graduate 1,745
Out-of-State
 Undergraduate 937
 Graduate 1,055
Non-Resident Exempt, paying In-State
 Undergraduate 1,387
 Graduate 242

Financial Aid

Received 8,389
 Not Received 6,133

Migration within Alabama Public Institutions

Transfer In 502
 Transfer Out 285



Fall 2009
 Mobile, AL

University of South Alabama

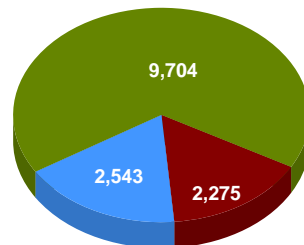


Institutional Student Profiles
 Alabama Commission on Higher Education
www.ache.alabama.gov

Source: Alabama Statewide Student Database
 Includes Credit Students Only

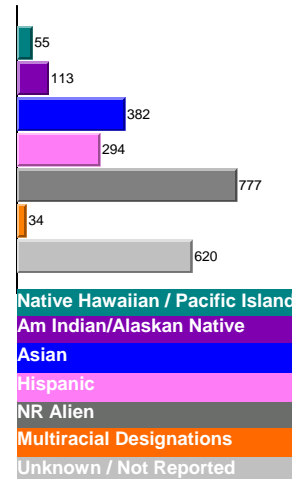
Race/Ethnicity

Race Summary



African Am/Non-Hispanic
 White / Non-Hispanic
 Other Races

Expanded Detail of Other Races



Origins of All Students

Florida 662
 Georgia 174
 Mississippi 1,529
 Tennessee 49
 Other US States and Territories 1,059
 Non-US 937
 From Alabama 10,112

Top Five Alabama Counties - Undergraduate Students

Mobile 52%
 Baldwin 11%
 Jefferson 1%
 Clarke 1%
 Washington 1%

Top Five Alabama Public - Feeder High Schools

of 2008-09 H.S. Graduates Enrolled..... 967
 Murphy Mobile County 107
 Baker Mobile County 105
 Mary G Montgomery .. Mobile County 76
 Theodore Mobile County 61
 Alma Bryant Mobile County 56

Summary of 2008-2009 Completions

<1 Year 55
 <2 Year 28
 Assoc 0
 <4 Year 27
 Bacc 1,654
 Post Bacc 3
 Master's 761
 Post-Master's 47
 Doctoral 95
 1st Prof 63

Retention of 1st Time Degree-Seeking Freshmen

of Fall 2008 Cohort Students..... 1,616
 Enrolled or Completed Same Inst. FA 2009... 66%
 Enrolled Other AL Public Inst. FA 2009..... 7%

Enrollment

Total Enrollment 5,157

Gender	Male	1,216
	Female	3,941
	Unknown	0
Level	Undergrad	1,945
	Grad / 1st Prof	3,212
Status	Full-Time	2,279
	Part-Time	2,878

Students Enrolled in Remedial Courses

Math Only	161
English Only	58
Math & English	122

Enrollment by Type of Tuition Paid

In-State	
Undergraduate	1,591
Graduate	1,906
Out-of-State	
Undergraduate	0
Graduate	0
Non-Resident Exempt, paying In-State	
Undergraduate	354
Graduate	1,306

Financial Aid

Received	3,588
Not Received	1,569

Migration within Alabama Public Institutions

Transfer In	143
Transfer Out	78



Fall 2009
Livingston, AL

University of West Alabama



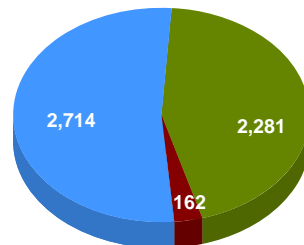
Institutional Student Profiles
Alabama Commission on Higher Education

www.ache.alabama.gov

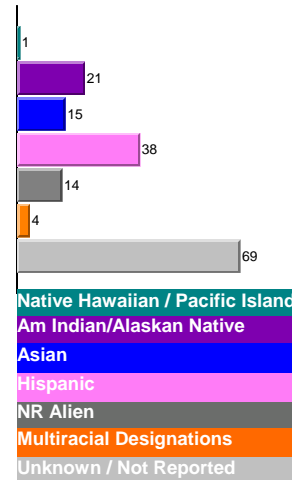
Source: Alabama Statewide Student Database
Includes Credit Students Only

Race/Ethnicity

Race Summary



Expanded Detail of Other Races



African Am/Non-Hispanic
White / Non-Hispanic
Other Races

Origins of All Students

Florida	72
Georgia	324
Mississippi	845
Tennessee	57
Other US States and Territories	344
Non-US	18
From Alabama	3,497

Top Five Alabama Counties - Undergraduate Students

Sumter	28%
Marengo	11%
Tuscaloosa	6%
Choctaw	5%
Jefferson	4%

Top Five Alabama Public - Feeder High Schools

# of 2008-09 H.S. Graduates Enrolled.....	162	
Demopolis	Demopolis City	16
Linden	Linden City	11
Livingston	Sumter County	8
Sumter County	Sumter County	8
Choctaw County	Choctaw County	5

Summary of 2008-2009 Completions

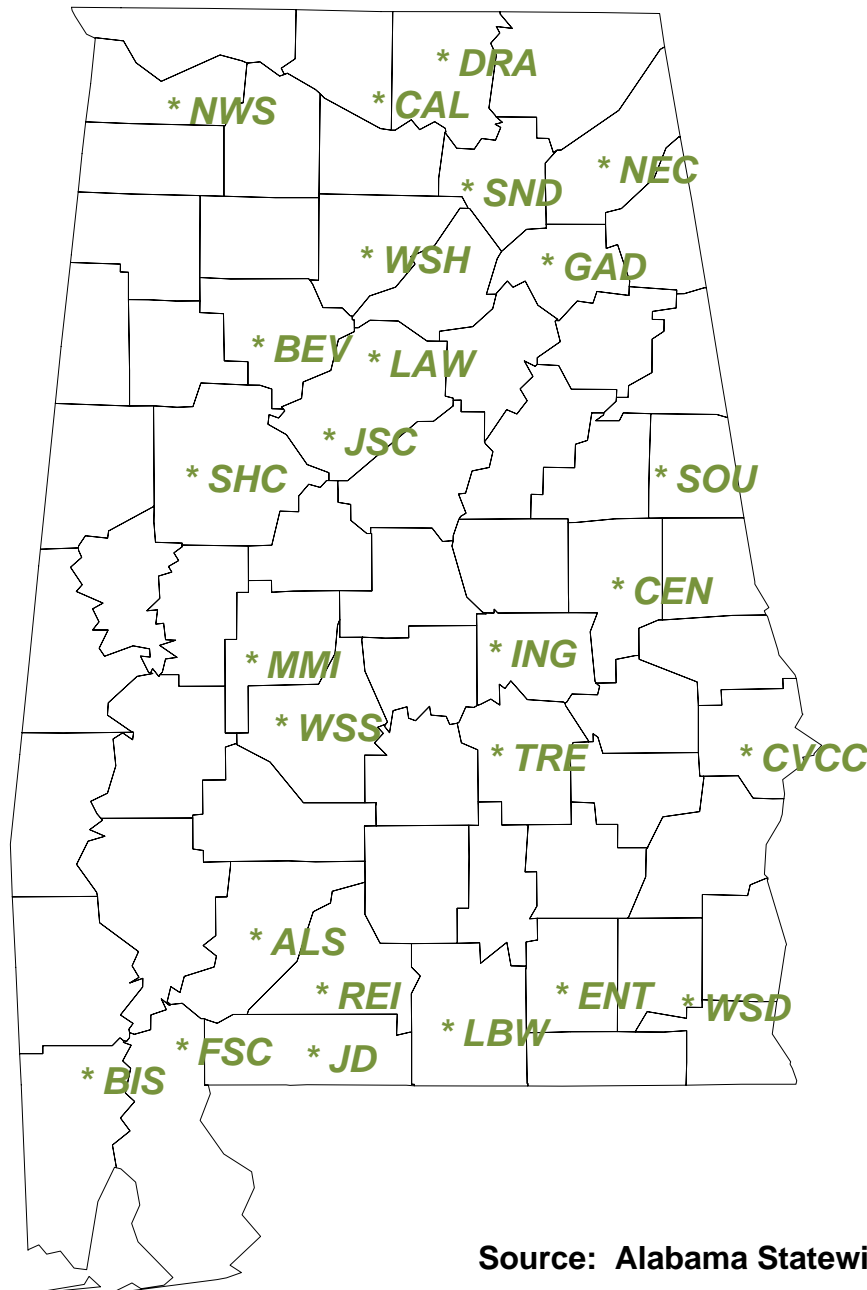
<1 Year	0
<2 Year	0
Assoc	39
<4 Year	0
Bacc	198
Post Bacc	0
Master's	859
Post-Master's	0
Doctoral	0
1st Prof	0

Retention of 1st Time Degree-Seeking Freshmen

# of Fall 2008 Cohort Students.....	310
Enrolled or Completed Same Inst. FA 2009...	69%
Enrolled Other AL Public Inst. FA 2009.....	10%

ALABAMA COMMISSION ON HIGHER EDUCATION INSTITUTIONAL STUDENT PROFILES FALL 2009

ALL PUBLIC 2-YEAR INSTITUTIONS



- Alabama Southern Community College (ALS)
- Bevill State Community College (BEV)
- Bishop State Community College (BIS)
- Calhoun State Community College (CAL)
- Central Alabama Community College (CEN)
- Chattahoochee Valley Community College (CVCC)
- Drake State Technical College (DRA)
- Enterprise-Ozark Community College (ENT)
- Faulkner State Community College (FSC)
- Gadsden State Community College (GAD)
- Ingram State Technical College (ING)
- Jefferson Davis Community College (JD)
- Jefferson State Community College (JSC)
- Lawson State Community College (LAW)
- Lurleen B. Wallace Community College (LBW)
- Marion Military Institute (MMI)
- Northeast Alabama Community College (NEC)
- Northwest-Shoals Community College (NWS)
- Reid State Technical College (REI)
- Shelton State Community College (SHC)
- Snead State Community College (SND)
- Southern Union State Community College (SOU)
- Trenholm State Technical College (TRE)
- Wallace State Community College Dothan (WSD)
- Wallace State Community College Hanceville (WSH)
- Wallace State Community College Selma (WSS)

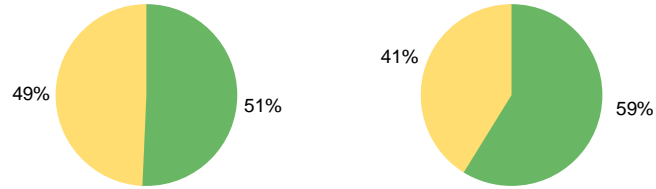
Source: Alabama Statewide Student Database

FALL 2009 SUMMARY OF UNDERGRADUATE STUDENTS ATTENDING ALABAMA PUBLIC TWO-YEAR INSTITUTIONS (94,599)

Enrollment Status by Gender

Female (56,433)

Male (38,146)



Enrollment Status

■ Full-Time
 ■ Part-Time

Twenty students with unknown genders were excluded.

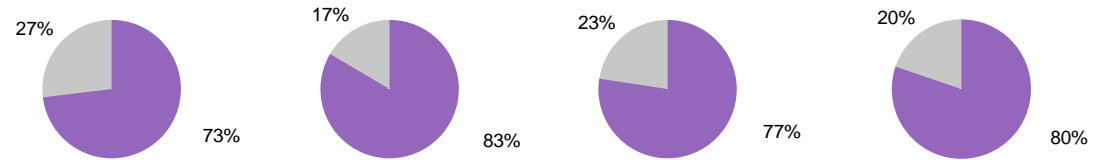
Remedial Students by Race

African American (25,339)

White (62,505)

Other Races (6,755)

Total (94,599)



Remedial

■ None
 ■ Remedial

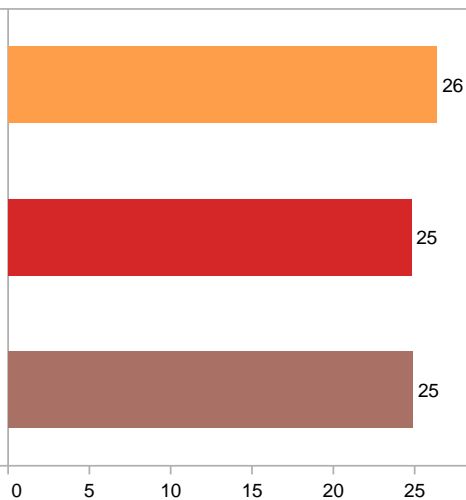
Remedial category includes students taking remedial math and/or remedial English.

Average Age by Race

African American (25,339)

White (62,505)

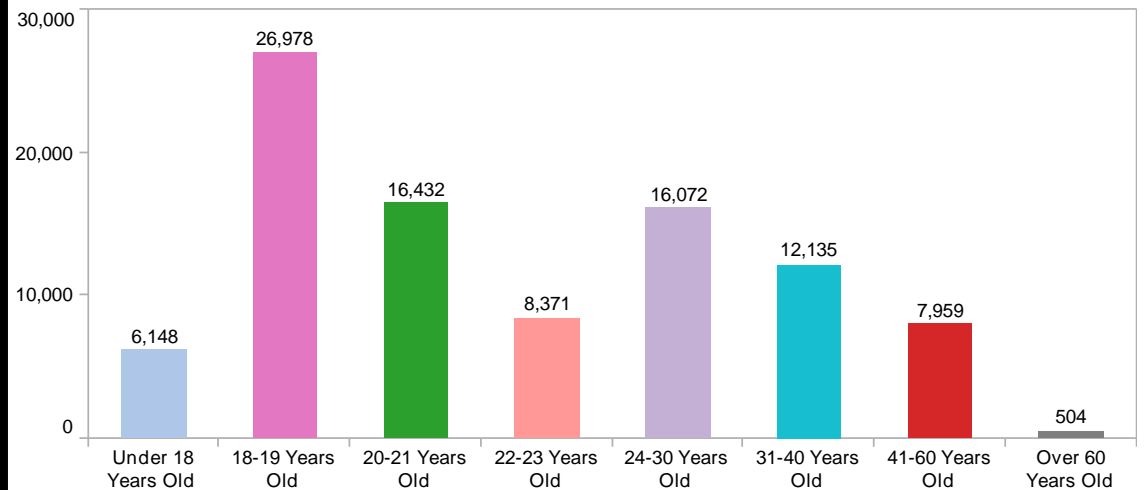
Other Races (6,755)



Race Distribution

■ African American
 ■ Other Races
 ■ White


Students by Age Category



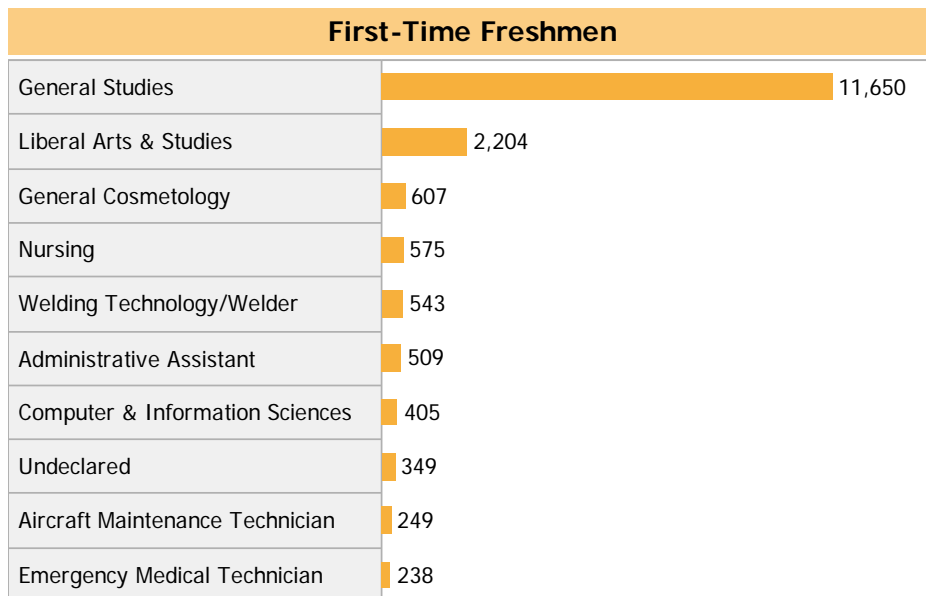
Student Age

■ Under 18 Years Old
 ■ 20-21 Years Old
 ■ 24-30 Years Old
 ■ 41-60 Years Old
 ■ 18-19 Years Old
 ■ 22-23 Years Old
 ■ 31-40 Years Old
 ■ Over 60 Years Old

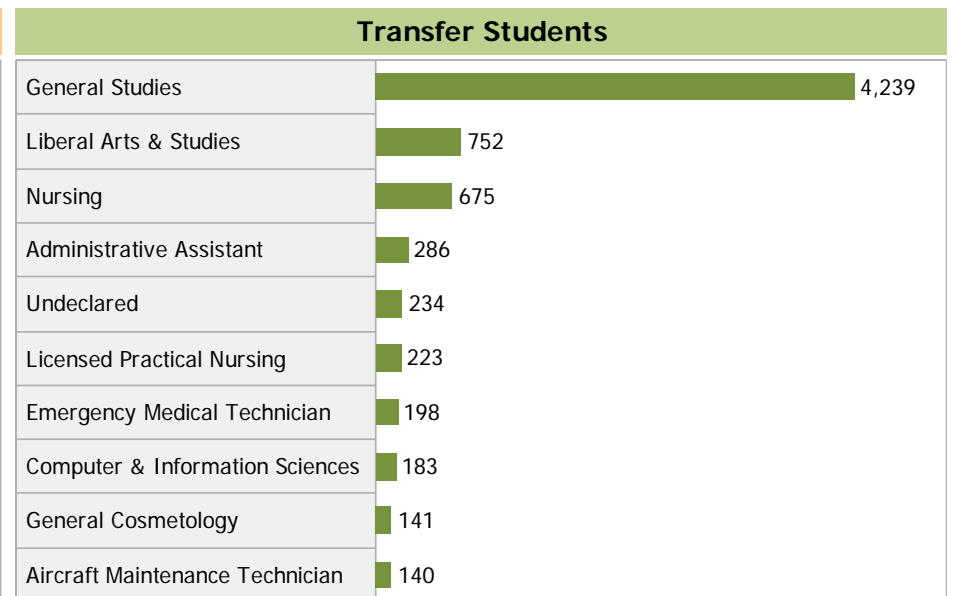
ACHE Summary of Top 10 Majors of Students Enrolled Fall 2009 at 2YR Public Institutions (Total Number of Students at Alabama Public 2YR Institutions was 94,599)



Total number of undergraduate students enrolled at Alabama public 2YR institutions was 94,599.



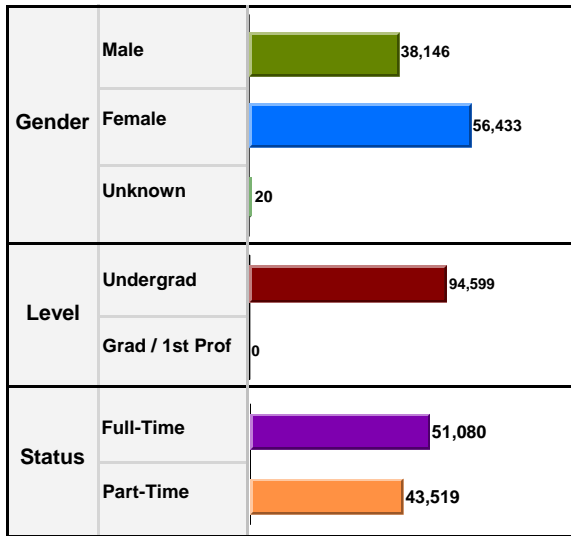
Total number of first-time freshmen enrolled at Alabama public 2YR institutions was 22,219.



Total number of transfer students enrolled at Alabama public 2YR institutions was 9,196.

Enrollment

Total Enrollment 94,599



Students Enrolled in Remedial Courses

Math Only 10,398
 English Only 3,367
 Math & English 4,910

Enrollment by Type of Tuition Paid

In-State
 Undergraduate 89,497
 Graduate 0
Out-of-State
 Undergraduate 2,354
 Graduate 0
Non-Resident Exempt, paying In-State
 Undergraduate 2,748
 Graduate 0

Financial Aid

Received 56,655
 Not Received 37,944


Migration within Alabama Public Institutions

Transfer In 4,537
 Transfer Out 8,776



Fall 2009
ALABAMA

Two-Year Public Institutions

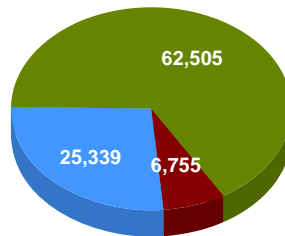


Institutional Student Profiles
 Alabama Commission on Higher Education
www.ache.alabama.gov

Source: Alabama Statewide Student Database
 Includes Credit Students Only

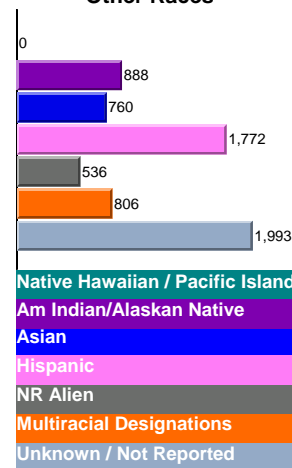
Race/Ethnicity

Race Summary



African Am/Non-Hispanic
 White / Non-Hispanic
 Other Races

Expanded Detail of
Other Races



Origins of All Students

Florida 695
 Georgia 1,470
 Mississippi 330
 Tennessee 425
 Other US States and Territories 657
 Non-US 3,628
 From Alabama 87,394

Top Five Alabama Counties - Undergraduate Students

Jefferson 11%
 Madison 7%
 Mobile 5%
 Tuscaloosa 4%
 Baldwin 3%

Top Five Alabama Public - Feeder High Schools

of 2008-09 H.S. Graduates Enrolled..... 12,411
 Tuscaloosa County Tuscaloosa County 153
 Enterprise Enterprise City 125
 Bob Jones Madison City 114
 Sparkman Madison County 113
 Auburn Auburn City 103

Summary of 2008-2009 Completions

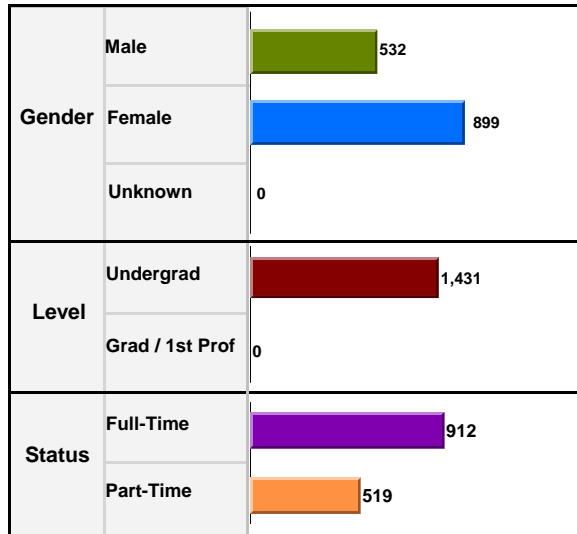
<1 Year 2,323
 <2 Year 1,981
 Assoc 7,509
 <4 Year 0
 Bacc 0
 Post Bacc 0
 Master's 0
 Post-Master's 0
 Doctoral 0
 1st Prof 0

Retention of 1st Time Degree-Seeking Freshmen

of Fall 2008 Cohort Students..... 18,867
 Enrolled or Completed Same Inst. FA 2009.... 54%
 Enrolled Other AL Public Inst. FA 2009 7%

Enrollment

Total Enrollment 1,431



Students Enrolled in Remedial Courses

Math Only	169
English Only	89
Math & English	115

Enrollment by Type of Tuition Paid

In-State	
Undergraduate	1,387
Graduate	0
Out-of-State	
Undergraduate	37
Graduate	0
Non-Resident Exempt, paying In-State	
Undergraduate	7
Graduate	0

Financial Aid

Received	935
Not Received	496

Migration within Alabama Public Institutions

Transfer In	60
Transfer Out	199

Fall 2009
Monroeville, AL

Alabama Southern Community College

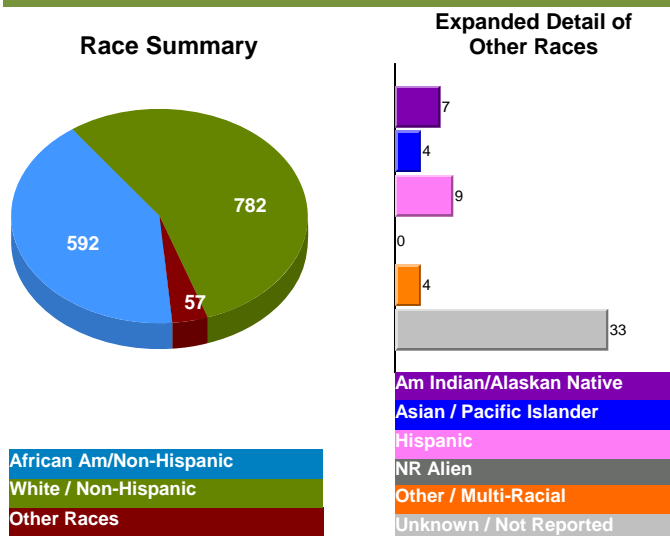


Institutional Student Profiles
Alabama Commission on Higher Education

www.ache.alabama.gov

Source: Alabama Statewide Student Database
Includes Credit Students Only

Race/Ethnicity



Origins of All Students

Florida	19
Georgia	16
Mississippi	7
Tennessee	0
Other US States and Territories	5
Non-US	139
From Alabama	1,245

Top Five Alabama Counties - Undergraduate Students

Clarke	27%
Monroe	19%
Marengo	8%
Washington	8%
Choctaw	8%

Top Five Alabama Public - Feeder High Schools

# of 2008-09 H.S. Graduates Enrolled.....	250	
Clarke County	Clarke County	36
Monroe County	Monroe County	32
Thomasville	Thomasville City	26
Excel	Monroe County	22
Millry	Washington County	19

Summary of 2008-2009 Completions


<1 Year	42
<2 Year	35
Assoc	125
<4 Year	0
Bacc	0
Post Bacc	0
Master's	0
Post-Master's	0
Doctoral	0
1st Prof	0

Retention of 1st Time Degree-Seeking Freshmen

# of Fall 2008 Cohort Students.....	435
Enrolled or Completed Same Inst. FA 2009...	51%
Enrolled Other AL Public Inst. FA 2009.....	9%

Enrollment

Total Enrollment 4,562



Students Enrolled in Remedial Courses

Math Only 692
 English Only 134
 Math & English 289

Enrollment by Type of Tuition Paid

In-State
 Undergraduate 4,388
 Graduate 0
Out-of-State
 Undergraduate 33
 Graduate 0
Non-Resident Exempt, paying In-State
 Undergraduate 141
 Graduate 0

Financial Aid

Received 3,161
 Not Received 1,401

Migration within Alabama Public Institutions

Transfer In 184
 Transfer Out 212



Fall 2009
 Sumiton, AL

Bevell State Community College

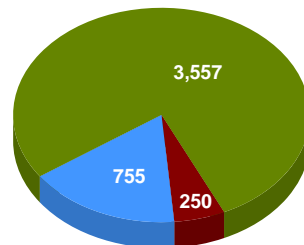


Institutional Student Profiles
 Alabama Commission on Higher Education
www.ache.alabama.gov

Source: Alabama Statewide Student Database
 Includes Credit Students Only

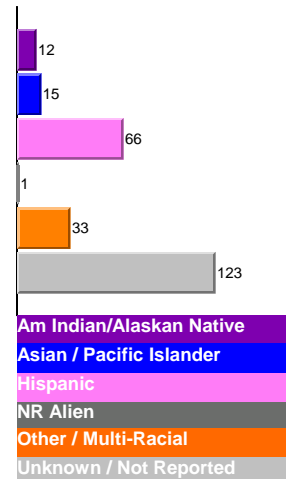
Race/Ethnicity

Race Summary



African Am/Non-Hispanic
 White / Non-Hispanic
 Other Races

Expanded Detail of Other Races



Am Indian/Alaskan Native
 Asian / Pacific Islander
 Hispanic
 NR Alien
 Other / Multi-Racial
 Unknown / Not Reported

Origins of All Students

Florida 4
 Georgia 10
 Mississippi 144
 Tennessee 4
 Other US States and Territories 11
 Non-US 538
 From Alabama 3,851

Top Five Alabama Counties - Undergraduate Students

Walker 29%
 Marion 13%
 Jefferson 11%
 Fayette 8%
 Pickens 7%

Top Five Alabama Public - Feeder High Schools

of 2008-09 H.S. Graduates Enrolled..... 698
 Walker Jasper City 91
 Curry Walker County 68
 Carbon Hill Walker County 47
 Corner Jefferson County 42
 Fayette County Fayette County 39

Summary of 2008-2009 Completions

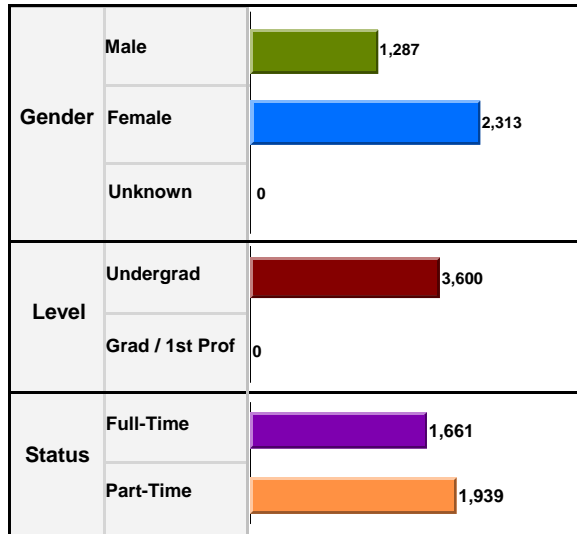
<1 Year 216
 <2 Year 84
 Assoc 464
 <4 Year 0
 Bacc 0
 Post Bacc 0
 Master's 0
 Post-Master's 0
 Doctoral 0
 1st Prof 0

Retention of 1st Time Degree-Seeking Freshmen

of Fall 2008 Cohort Students..... 925
 Enrolled or Completed Same Inst. FA 2009... 57%
 Enrolled Other AL Public Inst. FA 2009..... 5%

Enrollment

Total Enrollment 3,600



Students Enrolled in Remedial Courses

Math Only 381
 English Only 150
 Math & English 228

Enrollment by Type of Tuition Paid

In-State
 Undergraduate 3,426
 Graduate 0
Out-of-State
 Undergraduate 127
 Graduate 0
Non-Resident Exempt, paying In-State
 Undergraduate 47
 Graduate 0

Financial Aid

Received 2,388
 Not Received 1,212

Migration within Alabama Public Institutions

Transfer In 164
 Transfer Out 313



Fall 2009
 Mobile, AL

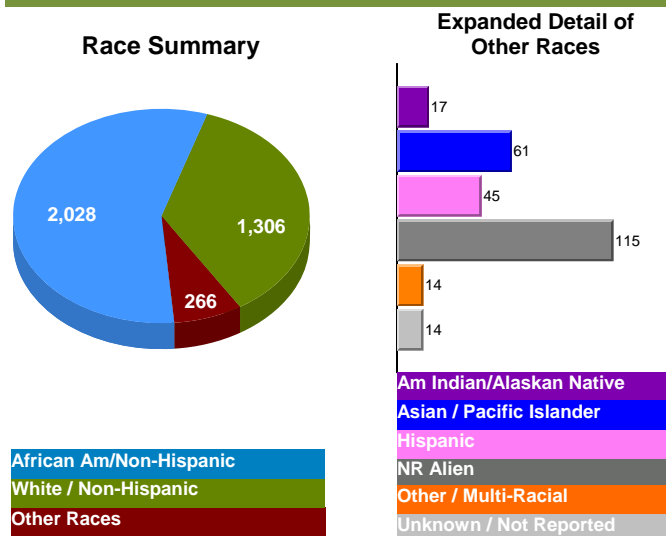
Bishop State Community College



Institutional Student Profiles
 Alabama Commission on Higher Education
www.ache.alabama.gov

Source: Alabama Statewide Student Database
 Includes Credit Students Only

Race/Ethnicity



Origins of All Students

Florida 22
 Georgia 3
 Mississippi 41
 Tennessee 0
 Other US States and Territories 15
 Non-US 113
 From Alabama 3,406

Top Five Alabama Counties - Undergraduate Students

Mobile 88%
 Baldwin 3%
 UNKNOWN ALABAMA COUNTIES 1%
 Washington 1%
 Clarke 1%

Top Five Alabama Public - Feeder High Schools

of 2008-09 H.S. Graduates Enrolled..... 282
 Mattie T Blount Mobile County 37
 Murphy Mobile County 35
 John L Leflore Magnet Mobile County 29
 Lillie B Williamson Mobile County 28
 Baker Mobile County 23

Summary of 2008-2009 Completions

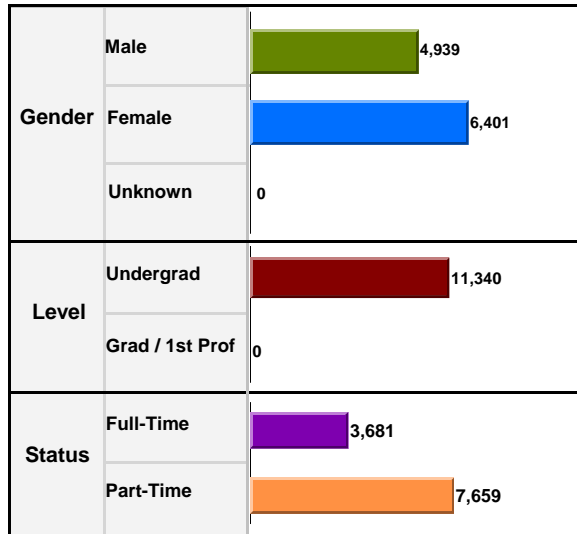
<1 Year 81
 <2 Year 68
 Assoc 208
 <4 Year 0
 Bacc 0
 Post Bacc 0
 Master's 0
 Post-Master's 0
 Doctoral 0
 1st Prof 0

Retention of 1st Time Degree-Seeking Freshmen

of Fall 2008 Cohort Students..... 658
 Enrolled or Completed Same Inst. FA 2009... 46%
 Enrolled Other AL Public Inst. FA 2009..... 5%

Enrollment

Total Enrollment 11,340



Students Enrolled in Remedial Courses

Math Only	806
English Only	776
Math & English	510

Enrollment by Type of Tuition Paid

In-State	
Undergraduate	10,361
Graduate	0
Out-of-State	
Undergraduate	241
Graduate	0
Non-Resident Exempt, paying In-State	
Undergraduate	738
Graduate	0

Financial Aid

Received	5,674
Not Received	5,666

Migration within Alabama Public Institutions

Transfer In	360
Transfer Out	1,086



Fall 2009
Decatur, AL

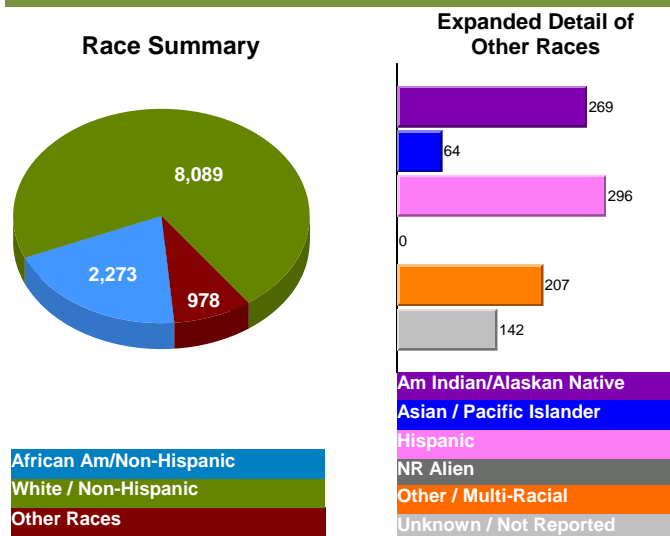
Calhoun State Community College



Institutional Student Profiles
Alabama Commission on Higher Education
www.ache.alabama.gov

Source: Alabama Statewide Student Database
Includes Credit Students Only

Race/Ethnicity



Origins of All Students

Florida	2
Georgia	6
Mississippi	2
Tennessee	154
Other US States and Territories	16
Non-US	6
From Alabama	11,154

Top Five Alabama Counties - Undergraduate Students

Madison	50%
Morgan	21%
Limestone	18%
UNKNOWN ALABAMA COUNTIES	4%
Lawrence	3%

Top Five Alabama Public - Feeder High Schools

of 2008-09 H.S. Graduates Enrolled..... 1,249

Bob Jones	Madison City	109
Sparkman	Madison County	103
Austin	Decatur City	85
Virgil Grissom	Huntsville City	70
East Limestone	Limestone County ...	61

Summary of 2008-2009 Completions

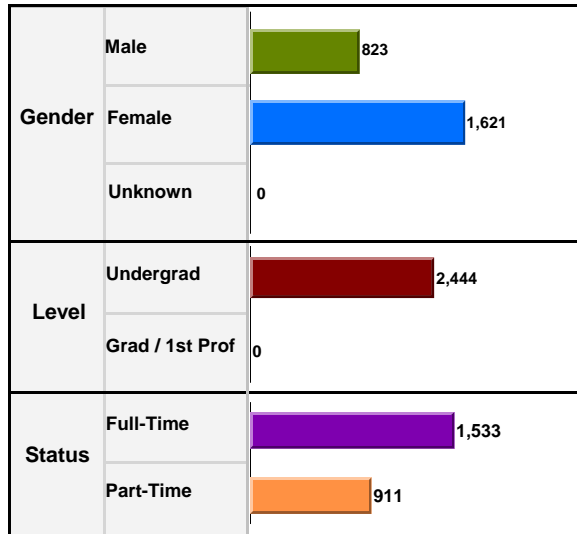
<1 Year	286
<2 Year	47
Assoc	683
<4 Year	0
Bacc	0
Post Bacc	0
Master's	0
Post-Master's	0
Doctoral	0
1st Prof	0

Retention of 1st Time Degree-Seeking Freshmen

# of Fall 2008 Cohort Students.....	1,752
Enrolled or Completed Same Inst. FA 2009...	57%
Enrolled Other AL Public Inst. FA 2009.....	6%

Enrollment

Total Enrollment 2,444



Students Enrolled in Remedial Courses

Math Only 48
 English Only 3
 Math & English 0

Enrollment by Type of Tuition Paid

In-State
 Undergraduate 2,392
 Graduate 0
Out-of-State
 Undergraduate 26
 Graduate 0
Non-Resident Exempt, paying In-State
 Undergraduate 26
 Graduate 0

Financial Aid

Received 1,907
 Not Received 537

Migration within Alabama Public Institutions

Transfer In 78
 Transfer Out 280



Fall 2009
 Alexander City, AL

Central Alabama Community College



Institutional Student Profiles

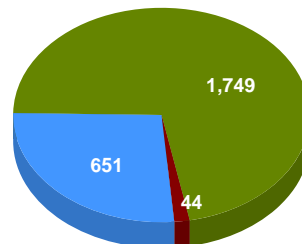
Alabama Commission on Higher Education

www.ache.alabama.gov

Source: Alabama Statewide Student Database
 Includes Credit Students Only

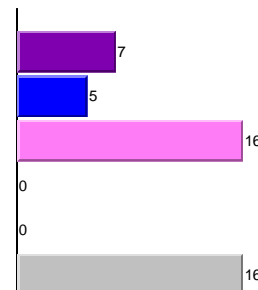
Race/Ethnicity

Race Summary



African Am/Non-Hispanic
 White / Non-Hispanic
 Other Races

Expanded Detail of Other Races



Am Indian/Alaskan Native
 Asian / Pacific Islander
 Hispanic
 NR Alien
 Other / Multi-Racial
 Unknown / Not Reported

Origins of All Students

Florida 7
 Georgia 7
 Mississippi 1
 Tennessee 2
 Other US States and Territories 9
 Non-US 107
 From Alabama 2,311

Top Five Alabama Counties - Undergraduate Students

Talladega 43%
 Tallapoosa 25%
 Shelby 7%
 Coosa 6%
 Elmore 6%

Top Five Alabama Public - Feeder High Schools

of 2008-09 H.S. Graduates Enrolled..... 395
 Benjamin Russell Alexander City 79
 Childersburg Talladega County 34
 Sylacauga Sylacauga City 33
 Horseshoe Bend Tallapoosa County .. 25
 Talladega Talladega City 25

Summary of 2008-2009 Completions


<1 Year 15
 <2 Year 51
 Assoc 283
 <4 Year 0
 Bacc 0
 Post Bacc 0
 Master's 0
 Post-Master's 0
 Doctoral 0
 1st Prof 0

Retention of 1st Time Degree-Seeking Freshmen

of Fall 2008 Cohort Students..... 496
 Enrolled or Completed Same Inst. FA 2009... 59%
 Enrolled Other AL Public Inst. FA 2009..... 8%

Enrollment

Total Enrollment 1,904



Students Enrolled in Remedial Courses

Math Only 339
 English Only 37
 Math & English 156

Enrollment by Type of Tuition Paid

In-State
 Undergraduate 1,315
 Graduate 0
Out-of-State
 Undergraduate 28
 Graduate 0
Non-Resident Exempt, paying In-State
 Undergraduate 561
 Graduate 0

Financial Aid

Received 1,181
 Not Received 723

Migration within Alabama Public Institutions

Transfer In 51
 Transfer Out 107

Fall 2009
 Phenix City, AL

Chattahoochee Valley Community College



Institutional Student Profiles
 Alabama Commission on Higher Education
www.ache.alabama.gov

Source: Alabama Statewide Student Database
 Includes Credit Students Only

Origins of All Students

Florida 0
 Georgia 596
 Mississippi 0
 Tennessee 0
 Other US States and Territories 3
 Non-US 14
 From Alabama 1,291

Top Five Alabama Counties - Undergraduate Students

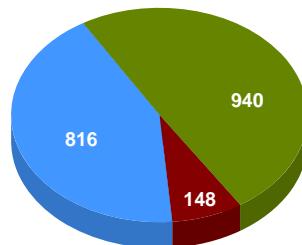
Russell 41%
 Lee 23%
 Chambers 1%
 Barbour 0%
 Bullock 0%

Top Five Alabama Public - Feeder High Schools

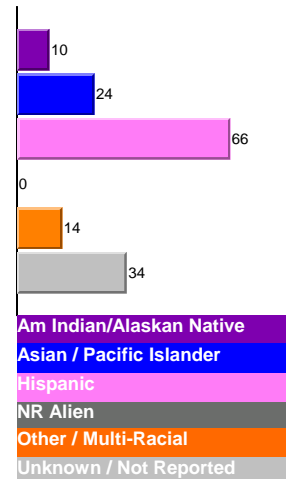
of 2008-09 H.S. Graduates Enrolled..... 162
 Central Phenix City 58
 Smiths Station Lee County 47
 Russell County Russell County 42
 Auburn Auburn City 2
 Beulah Lee County 2

Race/Ethnicity

Race Summary



Expanded Detail of Other Races



African Am/Non-Hispanic
 White / Non-Hispanic
 Other Races

Summary of 2008-2009 Completions

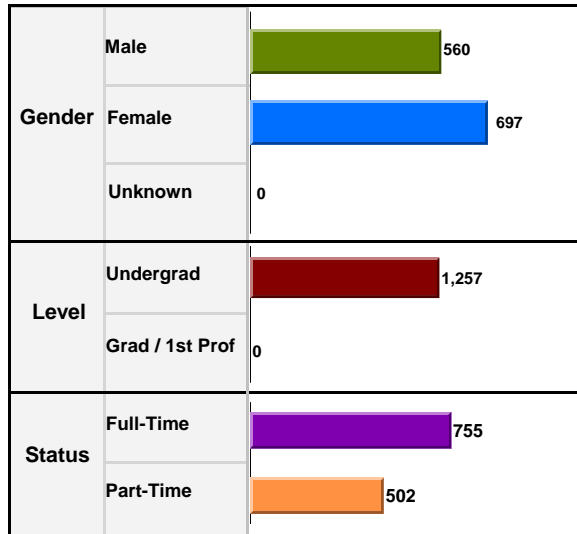
<1 Year 6
 <2 Year 24
 Assoc 152
 <4 Year 0
 Bacc 0
 Post Bacc 0
 Master's 0
 Post-Master's 0
 Doctoral 0
 1st Prof 0

Retention of 1st Time Degree-Seeking Freshmen

of Fall 2008 Cohort Students..... 353
 Enrolled or Completed Same Inst. FA 2009... 50%
 Enrolled Other AL Public Inst. FA 2009..... 4%

Enrollment

Total Enrollment 1,257



Students Enrolled in Remedial Courses

Math Only 200
 English Only 39
 Math & English 64

Enrollment by Type of Tuition Paid

In-State
 Undergraduate 1,216
 Graduate 0
Out-of-State
 Undergraduate 18
 Graduate 0
Non-Resident Exempt, paying In-State
 Undergraduate 23
 Graduate 0

Financial Aid

Received 931
 Not Received 326

Migration within Alabama Public Institutions

Transfer In 77
 Transfer Out 34

Fall 2009
 Huntsville, AL

Drake State Technical College

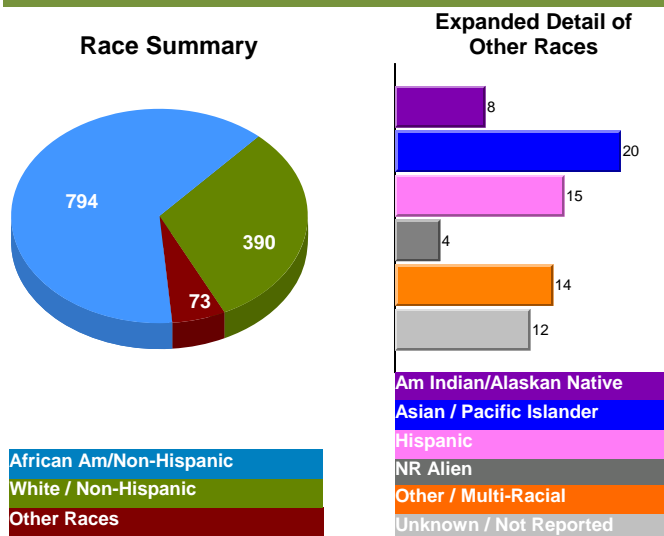


Institutional Student Profiles
 Alabama Commission on Higher Education

www.ache.alabama.gov

Source: Alabama Statewide Student Database
 Includes Credit Students Only

Race/Ethnicity



Origins of All Students

Florida 1
 Georgia 0
 Mississippi 1
 Tennessee 28
 Other US States and Territories 9
 Non-US 99
 From Alabama 1,119

Top Five Alabama Counties - Undergraduate Students

Madison 77%
 Jackson 3%
 Morgan 3%
 UNKNOWN ALABAMA COUNTIES 2%
 Limestone 1%

Top Five Alabama Public - Feeder High Schools

of 2008-09 H.S. Graduates Enrolled..... 37
 Hazel Green Madison County 6
 JO Johnson Huntsville City 5
 Buckhorn Madison County 4
 Lee Huntsville City 3
 Sparkman Madison County 3

Summary of 2008-2009 Completions

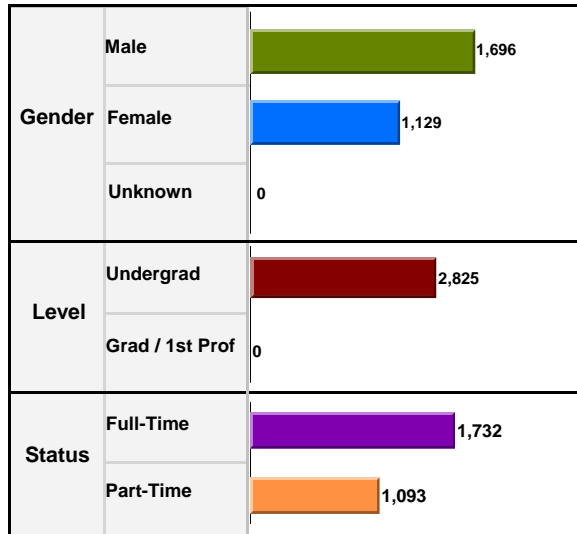
<1 Year 14
 <2 Year 112
 Assoc 56
 <4 Year 0
 Bacc 0
 Post Bacc 0
 Master's 0
 Post-Master's 0
 Doctoral 0
 1st Prof 0

Retention of 1st Time Degree-Seeking Freshmen

of Fall 2008 Cohort Students..... 224
 Enrolled or Completed Same Inst. FA 2009... 37%
 Enrolled Other AL Public Inst. FA 2009..... 4%

Enrollment

Total Enrollment 2,825



Students Enrolled in Remedial Courses

Math Only 225
 English Only 84
 Math & English 83

Enrollment by Type of Tuition Paid

In-State
 Undergraduate 2,759
 Graduate 0
Out-of-State
 Undergraduate 24
 Graduate 0
Non-Resident Exempt, paying In-State
 Undergraduate 42
 Graduate 0

Financial Aid

Received 1,711
 Not Received 1,114

Migration within Alabama Public Institutions

Transfer In 189
 Transfer Out 311

Fall 2009
 Enterprise, AL

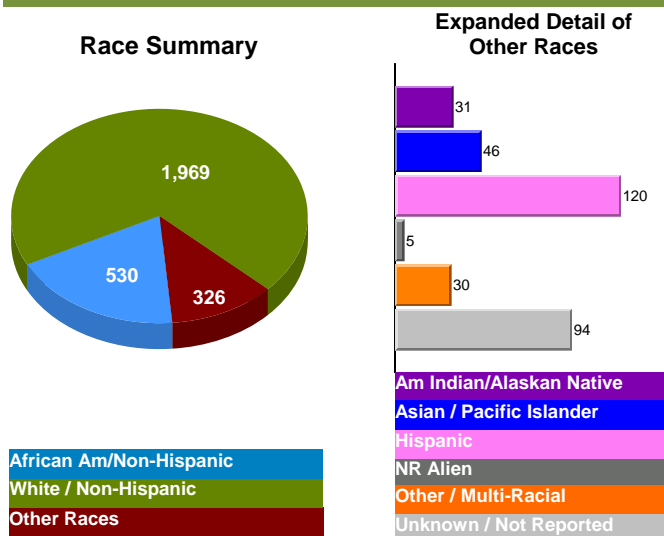
Enterprise-Ozark Community College



Institutional Student Profiles
 Alabama Commission on Higher Education
www.ache.alabama.gov

Source: Alabama Statewide Student Database
 Includes Credit Students Only

Race/Ethnicity



Origins of All Students

Florida 45
 Georgia 7
 Mississippi 4
 Tennessee 0
 Other US States and Territories 11
 Non-US 267
 From Alabama 2,491

Top Five Alabama Counties - Undergraduate Students

Coffee 30%
 Dale 21%
 Geneva 10%
 Mobile 5%
 Houston 5%

Top Five Alabama Public - Feeder High Schools

of 2008-09 H.S. Graduates Enrolled..... 365
 Enterprise Enterprise City 108
 Carroll Ozark City 24
 Geneva Geneva City 22
 New Brockton Coffee County 17
 Geneva County Geneva County 15

Summary of 2008-2009 Completions

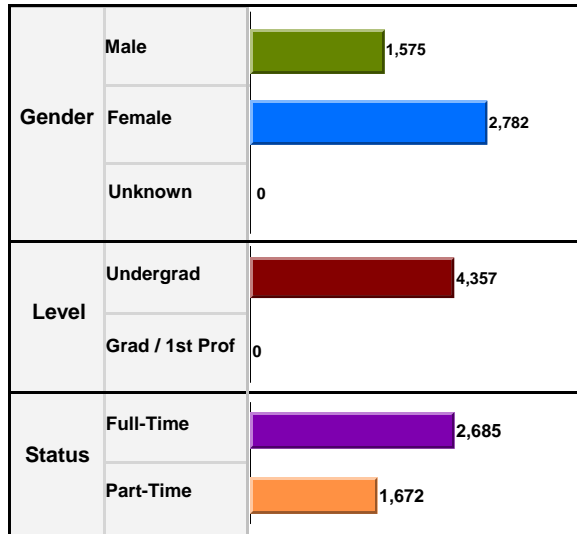
<1 Year 105
 <2 Year 87
 Assoc 289
 <4 Year 0
 Bacc 0
 Post Bacc 0
 Master's 0
 Post-Master's 0
 Doctoral 0
 1st Prof 0

Retention of 1st Time Degree-Seeking Freshmen

of Fall 2008 Cohort Students..... 535
 Enrolled or Completed Same Inst. FA 2009... 59%
 Enrolled Other AL Public Inst. FA 2009..... 7%

Enrollment

Total Enrollment 4,357



Students Enrolled in Remedial Courses

Math Only 367
 English Only 160
 Math & English 183

Enrollment by Type of Tuition Paid

In-State
 Undergraduate 4,258
 Graduate 0
Out-of-State
 Undergraduate 54
 Graduate 0
Non-Resident Exempt, paying In-State
 Undergraduate 45
 Graduate 0

Financial Aid

Received 2,683
 Not Received 1,674

Migration within Alabama Public Institutions

Transfer In 282
 Transfer Out 440

Fall 2009
 Bay Minette, AL

Faulkner State Community College

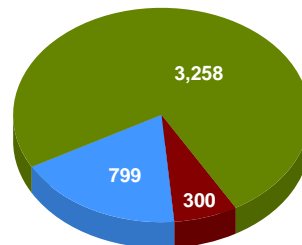


Institutional Student Profiles
 Alabama Commission on Higher Education
www.ache.alabama.gov

Source: Alabama Statewide Student Database
 Includes Credit Students Only

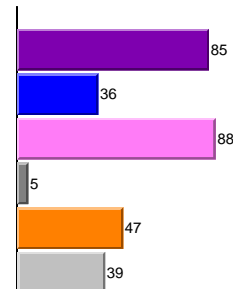
Race/Ethnicity

Race Summary



African Am/Non-Hispanic
 White / Non-Hispanic
 Other Races

Expanded Detail of
Other Races



Am Indian/Alaskan Native
 Asian / Pacific Islander
 Hispanic
 NR Alien
 Other / Multi-Racial
 Unknown / Not Reported

Origins of All Students

Florida 53
 Georgia 9
 Mississippi 14
 Tennessee 1
 Other US States and Territories 22
 Non-US 172
 From Alabama 4,086

Top Five Alabama Counties - Undergraduate Students

Baldwin 56%
 Mobile 30%
 Escambia 3%
 Washington 2%
 Monroe 1%

Top Five Alabama Public - Feeder High Schools

of 2008-09 H.S. Graduates Enrolled..... 751
 Baldwin County Baldwin County 92
 Robertsdale Baldwin County 66
 Satsuma Mobile County 61
 Daphne Baldwin County 58
 Fairhope Baldwin County 49

Summary of 2008-2009 Completions

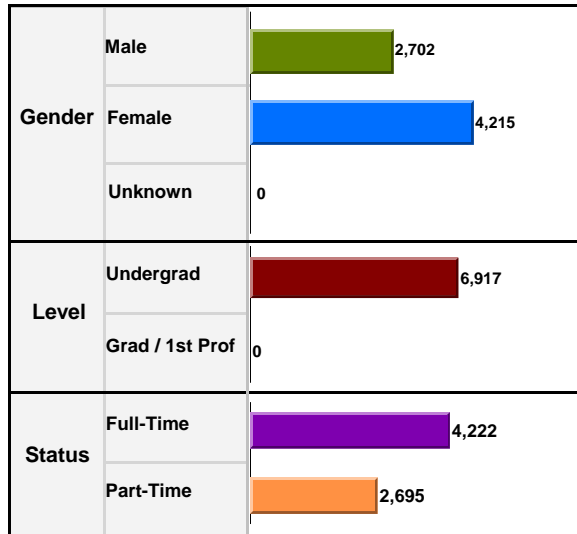
<1 Year 8
 <2 Year 46
 Assoc 358
 <4 Year 0
 Bacc 0
 Post Bacc 0
 Master's 0
 Post-Master's 0
 Doctoral 0
 1st Prof 0

Retention of 1st Time Degree-Seeking Freshmen

of Fall 2008 Cohort Students..... 1,035
 Enrolled or Completed Same Inst. FA 2009... 56%
 Enrolled Other AL Public Inst. FA 2009..... 8%

Enrollment

Total Enrollment 6,917



Students Enrolled in Remedial Courses

Math Only	990
English Only	196
Math & English	253

Enrollment by Type of Tuition Paid

In-State	
Undergraduate	6,633
Graduate	0
Out-of-State	
Undergraduate	195
Graduate	0
Non-Resident Exempt, paying In-State	
Undergraduate	89
Graduate	0

Financial Aid

Received	4,652
Not Received	2,265

Migration within Alabama Public Institutions

Transfer In	312
Transfer Out	644



Fall 2009
Gadsden, AL

Gadsden State Community College



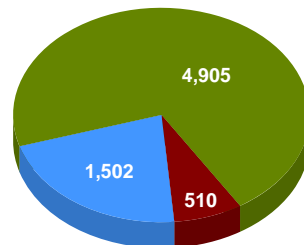
Institutional Student Profiles
Alabama Commission on Higher Education

www.ache.alabama.gov

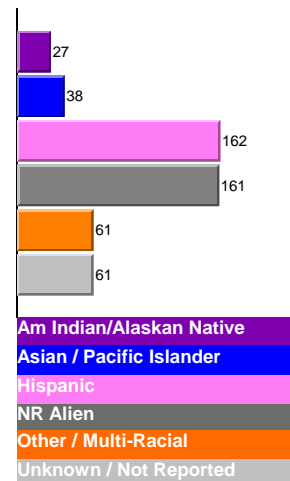
Source: Alabama Statewide Student Database
Includes Credit Students Only

Race/Ethnicity

Race Summary



Expanded Detail of Other Races



Origins of All Students

Florida	4
Georgia	67
Mississippi	3
Tennessee	6
Other US States and Territories	41
Non-US	149
From Alabama	6,647

Top Five Alabama Counties - Undergraduate Students

Calhoun	33%
Etowah	33%
Cherokee	6%
St Clair	6%
Talladega	5%

Top Five Alabama Public - Feeder High Schools

of 2008-09 H.S. Graduates Enrolled..... 1,033

Gadsden City	Gadsden City	85
Southside	Etowah County	73
Oxford	Oxford City	71
Etowah	Attalla City	57
Alexandria	Calhoun County	41

Summary of 2008-2009 Completions

<1 Year	125
<2 Year	215
Assoc	449
<4 Year	0
Bacc	0
Post Bacc	0
Master's	0
Post-Master's	0
Doctoral	0
1st Prof	0

Retention of 1st Time Degree-Seeking Freshmen

# of Fall 2008 Cohort Students.....	1,539
Enrolled or Completed Same Inst. FA 2009...	60%
Enrolled Other AL Public Inst. FA 2009.....	4%

Enrollment

Total Enrollment 544

Gender	Male	369
	Female	175
	Unknown	0
Level	Undergrad	544
	Grad / 1st Prof	0
Status	Full-Time	483
	Part-Time	61

Students Enrolled in Remedial Courses

Math Only	24
English Only	13
Math & English	36

Enrollment by Type of Tuition Paid

In-State	
Undergraduate	544
Graduate	0
Out-of-State	
Undergraduate	0
Graduate	0
Non-Resident Exempt, paying In-State	
Undergraduate	0
Graduate	0

Financial Aid

Received	535
Not Received	9

Migration within Alabama Public Institutions

Transfer In	8
Transfer Out	0



Fall 2009
Deatsville, AL

Ingram State Technical College



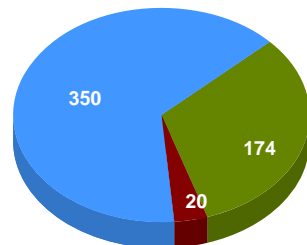
Institutional Student Profiles
Alabama Commission on Higher Education

www.ache.alabama.gov

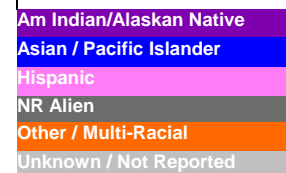
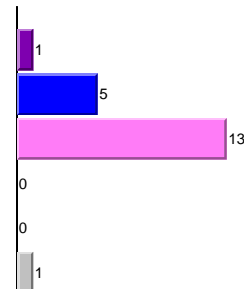
Source: Alabama Statewide Student Database
Includes Credit Students Only

Race/Ethnicity

Race Summary



Expanded Detail of Other Races



Origins of All Students

Florida	0
Georgia	0
Mississippi	0
Tennessee	0
Other US States and Territories	0
Non-US	3
From Alabama	541

Top Five Alabama Counties - Undergraduate Students

Elmore	99%
Bibb	0%
Shelby	0%

Top Five Alabama Public - Feeder High Schools

# of 2008-09 H.S. Graduates Enrolled.....	N/A
.....	N/A
.....	N/A
.....	N/A
.....	N/A
.....	N/A

Summary of 2008-2009 Completions

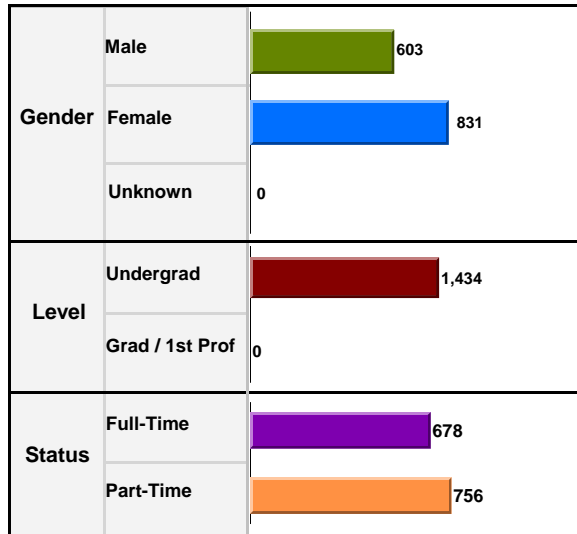
<1 Year	46
<2 Year	110
Assoc	12
<4 Year	0
Bacc	0
Post Bacc	0
Master's	0
Post-Master's	0
Doctoral	0
1st Prof	0

Retention of 1st Time Degree-Seeking Freshmen

# of Fall 2008 Cohort Students.....	N/A
Enrolled or Completed Same Inst. FA 2009...	N/A
Enrolled Other AL Public Inst. FA 2009.....	N/A

Enrollment

Total Enrollment 1,434



Students Enrolled in Remedial Courses

Math Only 153
 English Only 29
 Math & English 101

Enrollment by Type of Tuition Paid

In-State
 Undergraduate 1,214
 Graduate 0
Out-of-State
 Undergraduate 14
 Graduate 0
Non-Resident Exempt, paying In-State
 Undergraduate 206
 Graduate 0

Financial Aid

Received 1,017
 Not Received 417

Migration within Alabama Public Institutions

Transfer In 54
 Transfer Out 126



Fall 2009
 Brewton, AL

Jefferson Davis Community College

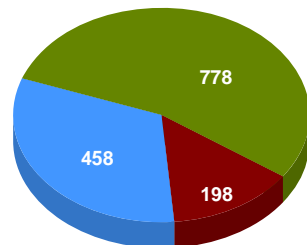


Institutional Student Profiles
 Alabama Commission on Higher Education
www.ache.alabama.gov

Source: Alabama Statewide Student Database
 Includes Credit Students Only

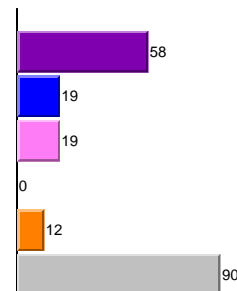
Race/Ethnicity

Race Summary



African Am/Non-Hispanic
 White / Non-Hispanic
 Other Races

Expanded Detail of Other Races



Am Indian/Alaskan Native
 Asian / Pacific Islander
 Hispanic
 NR Alien
 Other / Multi-Racial
 Unknown / Not Reported

Origins of All Students

Florida 209
 Georgia 2
 Mississippi 2
 Tennessee 0
 Other US States and Territories 4
 Non-US 79
 From Alabama 1,138

Top Five Alabama Counties - Undergraduate Students

Escambia 61%
 Conecuh 8%
 Monroe 3%
 UNKNOWN ALABAMA COUNTIES 2%
 Baldwin 1%

Top Five Alabama Public - Feeder High Schools

of 2008-09 H.S. Graduates Enrolled..... 163
 W S Neal Escambia County 40
 Escambia County Escambia County 33
 TR Miller Brewton City School 25
 Flomaton Escambia County 20
 Hillcrest Conecuh County 15

Summary of 2008-2009 Completions

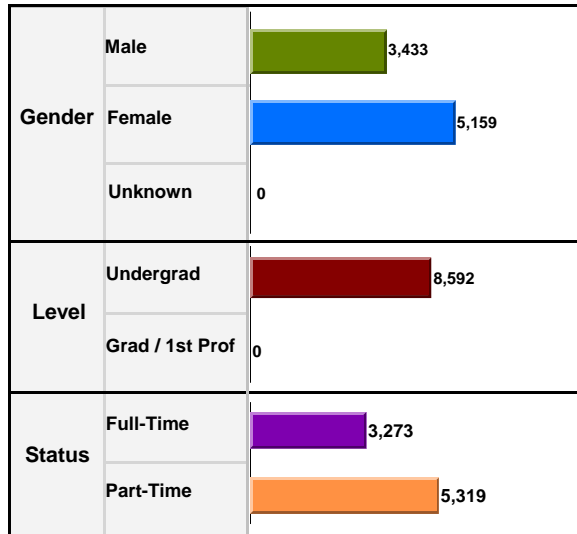
<1 Year 66
 <2 Year 73
 Assoc 122
 <4 Year 0
 Bacc 0
 Post Bacc 0
 Master's 0
 Post-Master's 0
 Doctoral 0
 1st Prof 0

Retention of 1st Time Degree-Seeking Freshmen

of Fall 2008 Cohort Students..... 376
 Enrolled or Completed Same Inst. FA 2009... 50%
 Enrolled Other AL Public Inst. FA 2009..... 6%

Enrollment

Total Enrollment 8,592



Students Enrolled in Remedial Courses

Math Only 1,017
 English Only 259
 Math & English 393

Enrollment by Type of Tuition Paid

In-State
 Undergraduate 8,398
 Graduate 0
Out-of-State
 Undergraduate 191
 Graduate 0
Non-Resident Exempt, paying In-State
 Undergraduate 3
 Graduate 0

Financial Aid

Received 3,416
 Not Received 5,176

Migration within Alabama Public Institutions

Transfer In 579
 Transfer Out 1,100



Fall 2009
 Birmingham, AL

Jefferson State Community College

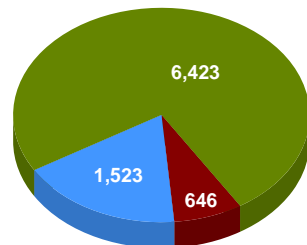


Institutional Student Profiles
 Alabama Commission on Higher Education
www.ache.alabama.gov

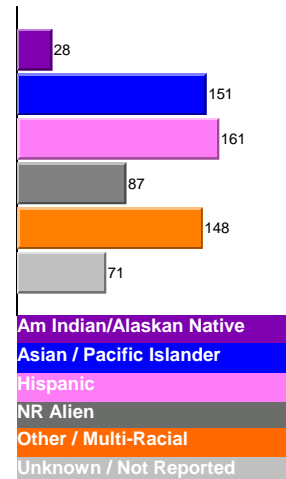
Source: Alabama Statewide Student Database
 Includes Credit Students Only

Race/Ethnicity

Race Summary



Expanded Detail of Other Races



Origins of All Students

Florida 23
 Georgia 28
 Mississippi 5
 Tennessee 13
 Other US States and Territories 96
 Non-US 191
 From Alabama 8,236

Top Five Alabama Counties - Undergraduate Students

Jefferson 53%
 Shelby 22%
 St Clair 11%
 Chilton 4%
 Blount 2%

Top Five Alabama Public - Feeder High Schools

of 2008-09 H.S. Graduates Enrolled..... 838
 Pelham Shelby County 66
 Clay-Chalkville Jefferson County 44
 Hewitt-Trussville Trussville City 44
 Hoover Hoover City 43
 Thompson Shelby County 41

Summary of 2008-2009 Completions

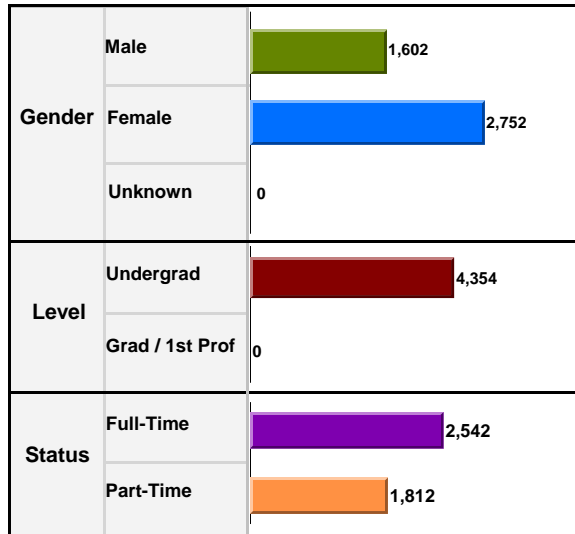
<1 Year 135
 <2 Year 56
 Assoc 619
 <4 Year 0
 Bacc 0
 Post Bacc 0
 Master's 0
 Post-Master's 0
 Doctoral 0
 1st Prof 0

Retention of 1st Time Degree-Seeking Freshmen

of Fall 2008 Cohort Students..... 1,545
 Enrolled or Completed Same Inst. FA 2009... 50%
 Enrolled Other AL Public Inst. FA 2009..... 8%

Enrollment

Total Enrollment 4,354



Students Enrolled in Remedial Courses

Math Only 545
 English Only 172
 Math & English 508

Enrollment by Type of Tuition Paid

In-State
 Undergraduate 4,276
 Graduate 0
Out-of-State
 Undergraduate 78
 Graduate 0
Non-Resident Exempt, paying In-State
 Undergraduate 0
 Graduate 0

Financial Aid

Received 3,236
 Not Received 1,118

Migration within Alabama Public Institutions

Transfer In 231
 Transfer Out 253



Fall 2009
 Birmingham, AL

Lawson State Community College

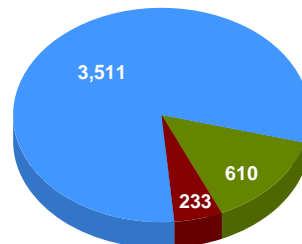


Institutional Student Profiles
 Alabama Commission on Higher Education
www.ache.alabama.gov

Source: Alabama Statewide Student Database
 Includes Credit Students Only

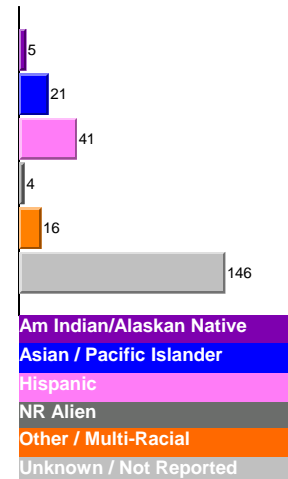
Race/Ethnicity

Race Summary



African Am/Non-Hispanic
 White / Non-Hispanic
 Other Races

Expanded Detail of
 Other Races



Am Indian/Alaskan Native
 Asian / Pacific Islander
 Hispanic
 NR Alien
 Other / Multi-Racial
 Unknown / Not Reported

Origins of All Students

Florida 6
 Georgia 23
 Mississippi 2
 Tennessee 8
 Other US States and Territories 32
 Non-US 122
 From Alabama 4,161

Top Five Alabama Counties - Undergraduate Students

Jefferson 85%
 Shelby 3%
 Tuscaloosa 2%
 Bibb 1%
 St Clair 0%

Top Five Alabama Public - Feeder High Schools

of 2008-09 H.S. Graduates Enrolled..... 583
 Wenonah Birmingham City 55
 Parker Birmingham City 42
 Bessemer City Bessemer City 39
 Jackson-Olin Birmingham City 39
 Fairfield High Preparat Fairfield City 34

Summary of 2008-2009 Completions

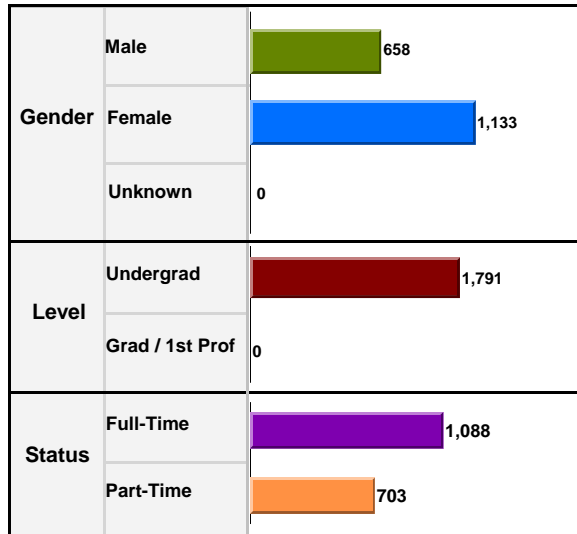
<1 Year 225
 <2 Year 93
 Assoc 233
 <4 Year 0
 Bacc 0
 Post Bacc 0
 Master's 0
 Post-Master's 0
 Doctoral 0
 1st Prof 0

Retention of 1st Time Degree-Seeking Freshmen

of Fall 2008 Cohort Students..... 925
 Enrolled or Completed Same Inst. FA 2009... 47%
 Enrolled Other AL Public Inst. FA 2009..... 4%

Enrollment

Total Enrollment 1,791



Students Enrolled in Remedial Courses

Math Only	185
English Only	74
Math & English	126

Enrollment by Type of Tuition Paid

In-State	
Undergraduate	1,720
Graduate	0
Out-of-State	
Undergraduate	40
Graduate	0
Non-Resident Exempt, paying In-State	
Undergraduate	31
Graduate	0

Financial Aid

Received	1,175
Not Received	616

Migration within Alabama Public Institutions

Transfer In	79
Transfer Out	289



Fall 2009
Andalusia, AL

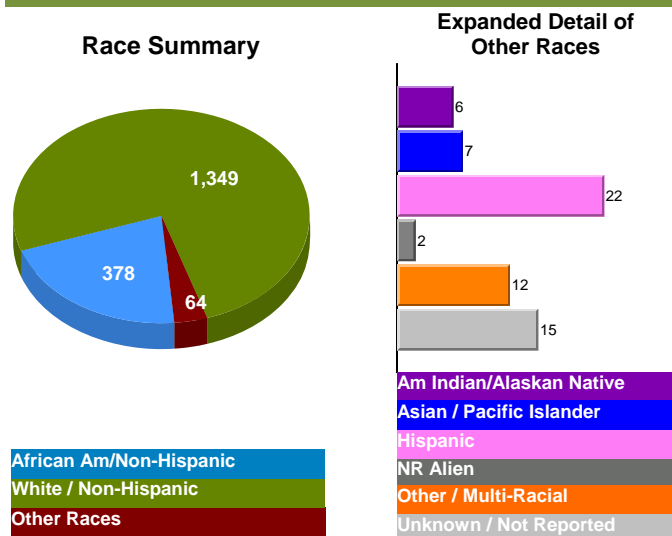
Lurleen B. Wallace Community College



Institutional Student Profiles
Alabama Commission on Higher Education
www.ache.alabama.gov

Source: Alabama Statewide Student Database
Includes Credit Students Only

Race/Ethnicity



Origins of All Students

Florida	50
Georgia	9
Mississippi	1
Tennessee	0
Other US States and Territories	9
Non-US	111
From Alabama	1,611

Top Five Alabama Counties - Undergraduate Students

Covington	45%
Butler	13%
Crenshaw	12%
Coffee	6%
Geneva	3%

Top Five Alabama Public - Feeder High Schools

# of 2008-09 H.S. Graduates Enrolled.....	282
Opp	38
Straughn	37
Andalusia	34
Greenville	29
Red Level	22

Summary of 2008-2009 Completions

<1 Year	68
<2 Year	68
Assoc	210
<4 Year	0
Bacc	0
Post Bacc	0
Master's	0
Post-Master's	0
Doctoral	0
1st Prof	0

Retention of 1st Time Degree-Seeking Freshmen

# of Fall 2008 Cohort Students.....	311
Enrolled or Completed Same Inst. FA 2009...	59%
Enrolled Other AL Public Inst. FA 2009.....	9%

Enrollment

Total Enrollment 511

Gender	Male	367
	Female	144
	Unknown	0
Level	Undergrad	511
	Grad / 1st Prof	0
Status	Full-Time	467
	Part-Time	44

Students Enrolled in Remedial Courses

Math Only	44
English Only	28
Math & English	72

Enrollment by Type of Tuition Paid

In-State	
Undergraduate	178
Graduate	0
Out-of-State	
Undergraduate	333
Graduate	0
Non-Resident Exempt, paying In-State	
Undergraduate	0
Graduate	0

Financial Aid

Received	409
Not Received	102

Migration within Alabama Public Institutions

Transfer In	5
Transfer Out	34

Fall 2009
Marion, AL

Marion Military Institute

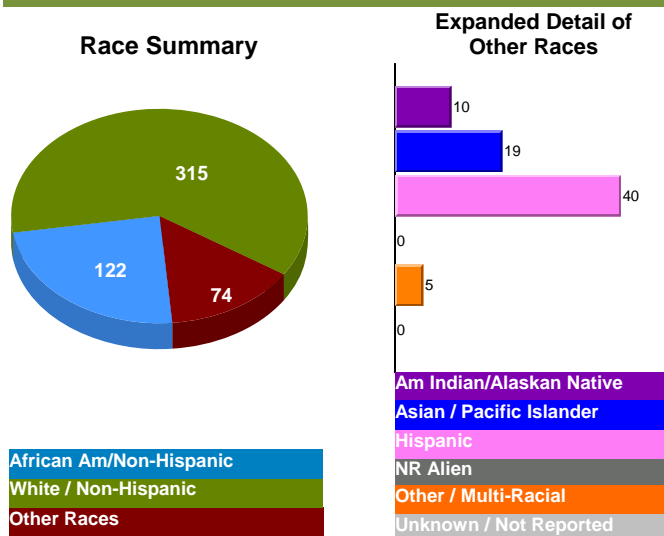


Institutional Student Profiles
Alabama Commission on Higher Education

www.ache.alabama.gov

Source: Alabama Statewide Student Database
Includes Credit Students Only

Race/Ethnicity



Origins of All Students

Florida	41
Georgia	37
Mississippi	15
Tennessee	26
Other US States and Territories	207
Non-US	5
From Alabama	180

Top Five Alabama Counties - Undergraduate Students

UNKNOWN ALABAMA COUNTIES	13%
Jefferson	2%
Madison	2%
Perry	2%
Autauga	1%

Top Five Alabama Public - Feeder High Schools

# of 2008-09 H.S. Graduates Enrolled.....	53	
Demopolis	Demopolis City	4
Russell County	Russell County	4
JO Johnson	Huntsville City	3
Beauregard	Lee County	2
Holt	Tuscaloosa County	2

Summary of 2008-2009 Completions

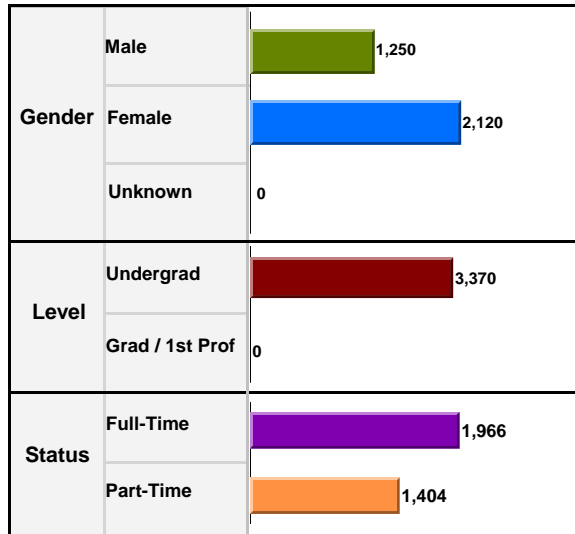
<1 Year	0
<2 Year	0
Assoc	61
<4 Year	0
Bacc	0
Post Bacc	0
Master's	0
Post-Master's	0
Doctoral	0
1st Prof	0

Retention of 1st Time Degree-Seeking Freshmen

# of Fall 2008 Cohort Students.....	271
Enrolled or Completed Same Inst. FA 2009...	41%
Enrolled Other AL Public Inst. FA 2009.....	4%

Enrollment

Total Enrollment 3,370



Students Enrolled in Remedial Courses

Math Only 314
 English Only 115
 Math & English 148

Enrollment by Type of Tuition Paid

In-State
 Undergraduate 3,319
 Graduate 0
Out-of-State
 Undergraduate 10
 Graduate 0
Non-Resident Exempt, paying In-State
 Undergraduate 41
 Graduate 0

Financial Aid

Received 2,461
 Not Received 909

Migration within Alabama Public Institutions

Transfer In 64
 Transfer Out 319



Fall 2009
 Rainsville, AL

Northeast Alabama Community College



Institutional Student Profiles

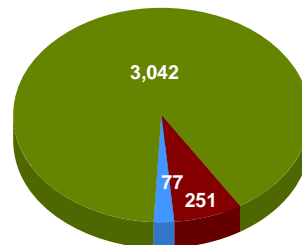
Alabama Commission on Higher Education

www.ache.alabama.gov

Source: Alabama Statewide Student Database
 Includes Credit Students Only

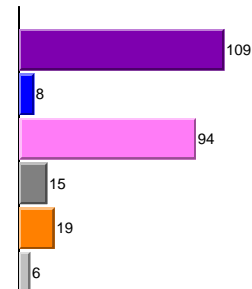
Race/Ethnicity

Race Summary



African Am/Non-Hispanic
 White / Non-Hispanic
 Other Races

Expanded Detail of Other Races



Am Indian/Alaskan Native
 Asian / Pacific Islander
 Hispanic
 NR Alien
 Other / Multi-Racial
 Unknown / Not Reported

Origins of All Students

Florida 0
 Georgia 36
 Mississippi 0
 Tennessee 8
 Other US States and Territories 0
 Non-US 26
 From Alabama 3,300

Top Five Alabama Counties - Undergraduate Students

Dekalb 53%
 Jackson 39%
 Marshall 3%
 Madison 1%
 Cherokee 1%

Top Five Alabama Public - Feeder High Schools

of 2008-09 H.S. Graduates Enrolled..... 507
 Fort Payne Fort Payne City 72
 Scottsboro Scottsboro City 62
 Pisgah Jackson County 41
 Section Jackson County 38
 Fyffe Dekalb County 34

Summary of 2008-2009 Completions

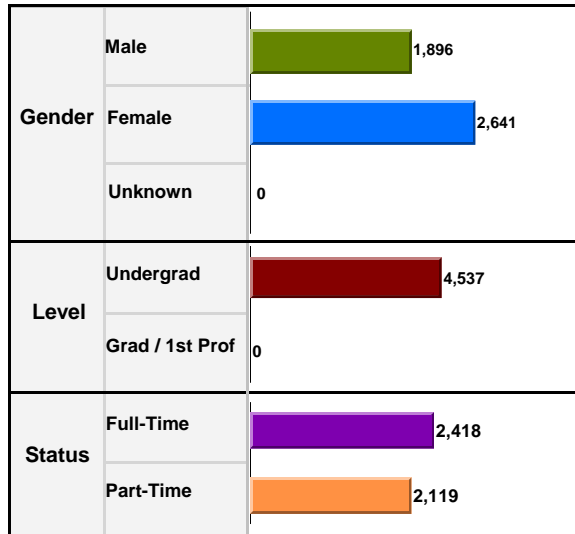
<1 Year 107
 <2 Year 49
 Assoc 337
 <4 Year 0
 Bacc 0
 Post Bacc 0
 Master's 0
 Post-Master's 0
 Doctoral 0
 1st Prof 0

Retention of 1st Time Degree-Seeking Freshmen

of Fall 2008 Cohort Students..... 703
 Enrolled or Completed Same Inst. FA 2009... 60%
 Enrolled Other AL Public Inst. FA 2009..... 6%

Enrollment

Total Enrollment 4,537



Students Enrolled in Remedial Courses

Math Only 623
 English Only 88
 Math & English 244

Enrollment by Type of Tuition Paid

In-State
 Undergraduate 4,346
 Graduate 0
Out-of-State
 Undergraduate 54
 Graduate 0
Non-Resident Exempt, paying In-State
 Undergraduate 137
 Graduate 0

Financial Aid

Received 2,723
 Not Received 1,814

Migration within Alabama Public Institutions

Transfer In 130
 Transfer Out 238



Fall 2009
 Muscle Shoals, AL

Northwest-Shoals Community College

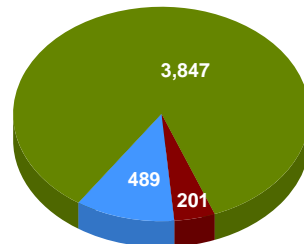


Institutional Student Profiles
 Alabama Commission on Higher Education
www.ache.alabama.gov

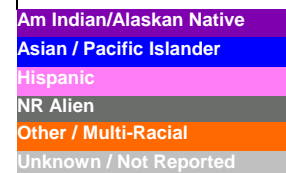
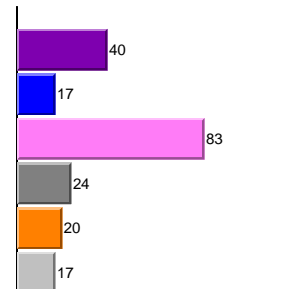
Source: Alabama Statewide Student Database
 Includes Credit Students Only

Race/Ethnicity

Race Summary



Expanded Detail of Other Races



Origins of All Students

Florida 6
 Georgia 4
 Mississippi 39
 Tennessee 114
 Other US States and Territories 14
 Non-US 94
 From Alabama 4,266

Top Five Alabama Counties - Undergraduate Students

Lauderdale 32%
 Colbert 25%
 Franklin 14%
 Winston 6%
 Lawrence 6%

Top Five Alabama Public - Feeder High Schools

of 2008-09 H.S. Graduates Enrolled..... 744
 Russellville Russellville City 74
 Muscle Shoals Muscle Shoals City .. 62
 Florence Florence City 47
 Rogers Lauderdale County .. 43
 Brooks Lauderdale County .. 41

Summary of 2008-2009 Completions

<1 Year 45
 <2 Year 69
 Assoc 245
 <4 Year 0
 Bacc 0
 Post Bacc 0
 Master's 0
 Post-Master's 0
 Doctoral 0
 1st Prof 0

Retention of 1st Time Degree-Seeking Freshmen

of Fall 2008 Cohort Students..... 843
 Enrolled or Completed Same Inst. FA 2009... 54%
 Enrolled Other AL Public Inst. FA 2009..... 4%

Enrollment

Total Enrollment 764

Gender	Male	329
	Female	435
	Unknown	0
Level	Undergrad	764
	Grad / 1st Prof	0
Status	Full-Time	486
	Part-Time	278

Students Enrolled in Remedial Courses

Math Only	29
English Only	30
Math & English	14

Enrollment by Type of Tuition Paid

In-State	
Undergraduate	746
Graduate	0
Out-of-State	
Undergraduate	0
Graduate	0
Non-Resident Exempt, paying In-State	
Undergraduate	18
Graduate	0

Financial Aid

Received	627
Not Received	137

Migration within Alabama Public Institutions

Transfer In	81
Transfer Out	38



Fall 2009
Evergreen, AL

Reid State Technical College

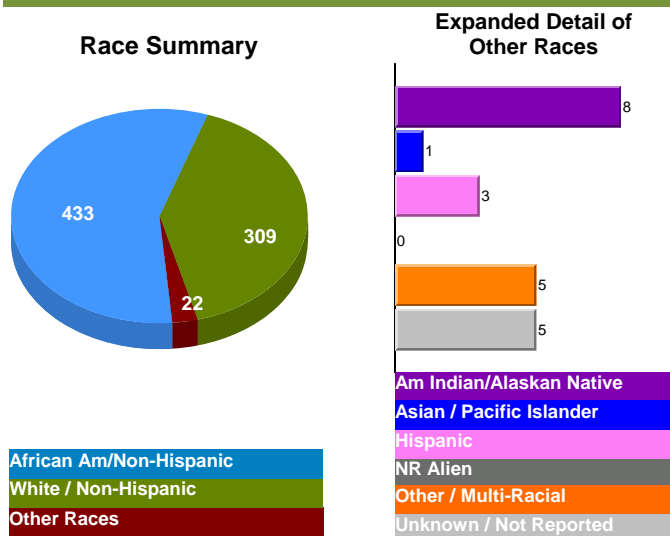


Institutional Student Profiles
Alabama Commission on Higher Education

www.ache.alabama.gov

Source: Alabama Statewide Student Database
Includes Credit Students Only

Race/Ethnicity



Origins of All Students

Florida	18
Georgia	0
Mississippi	0
Tennessee	0
Other US States and Territories	0
Non-US	23
From Alabama	723

Top Five Alabama Counties - Undergraduate Students

Conecuh	27%
Butler	23%
Monroe	23%
Escambia	15%
Baldwin	2%

Top Five Alabama Public - Feeder High Schools

# of 2008-09 H.S. Graduates Enrolled.....	69	
Greenville	Butler County	12
W S Neal	Escambia County	12
Hillcrest	Conecuh County	10
Georgiana	Butler County	6
Monroe County	Monroe County	6

Summary of 2008-2009 Completions


<1 Year	61
<2 Year	79
Assoc	54
<4 Year	0
Bacc	0
Post Bacc	0
Master's	0
Post-Master's	0
Doctoral	0
1st Prof	0

Retention of 1st Time Degree-Seeking Freshmen

# of Fall 2008 Cohort Students.....	122
Enrolled or Completed Same Inst. FA 2009...	54%
Enrolled Other AL Public Inst. FA 2009.....	2%

Enrollment

Total Enrollment 5,832



Students Enrolled in Remedial Courses

Math Only 697
 English Only 181
 Math & English 380

Enrollment by Type of Tuition Paid

In-State
 Undergraduate 5,487
 Graduate 0
Out-of-State
 Undergraduate 315
 Graduate 0
Non-Resident Exempt, paying In-State
 Undergraduate 30
 Graduate 0

Financial Aid

Received 2,682
 Not Received 3,150

Migration within Alabama Public Institutions

Transfer In 319
 Transfer Out 596

Fall 2009
 Tuscaloosa, AL

Shelton State Community College



Institutional Student Profiles
 Alabama Commission on Higher Education
www.ache.alabama.gov

Source: Alabama Statewide Student Database
 Includes Credit Students Only

Origins of All Students

Florida 33
 Georgia 73
 Mississippi 38
 Tennessee 25
 Other US States and Territories 0
 Non-US 188
 From Alabama 5,475

Top Five Alabama Counties - Undergraduate Students

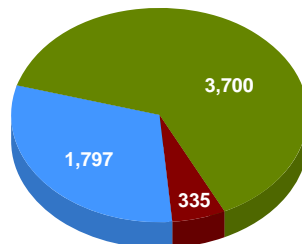
Tuscaloosa 56%
 Jefferson 6%
 Hale 6%
 Pickens 4%
 Bibb 4%

Top Five Alabama Public - Feeder High Schools

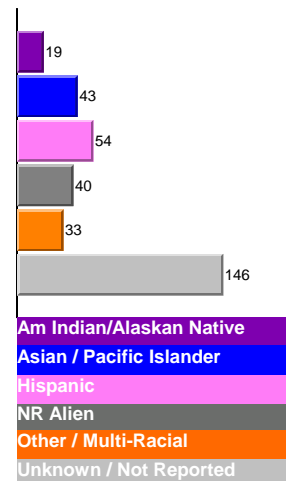
of 2008-09 H.S. Graduates Enrolled..... 959
 Tuscaloosa County Tuscaloosa County . 141
 Hillcrest Tuscaloosa County . 88
 Northridge Tuscaloosa City 53
 Brookwood Tuscaloosa County . 48
 Central Tuscaloosa City 41

Race/Ethnicity

Race Summary



Expanded Detail of Other Races



Summary of 2008-2009 Completions

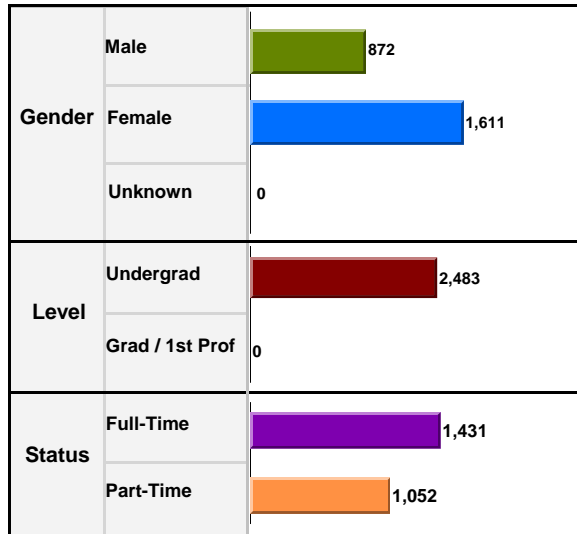
<1 Year 85
 <2 Year 91
 Assoc 225
 <4 Year 0
 Bacc 0
 Post Bacc 0
 Master's 0
 Post-Master's 0
 Doctoral 0
 1st Prof 0

Retention of 1st Time Degree-Seeking Freshmen

of Fall 2008 Cohort Students..... 1,266
 Enrolled or Completed Same Inst. FA 2009... 49%
 Enrolled Other AL Public Inst. FA 2009..... 12%

Enrollment

Total Enrollment 2,483



Students Enrolled in Remedial Courses

Math Only 318
 English Only 74
 Math & English 130

Enrollment by Type of Tuition Paid

In-State
 Undergraduate 2,426
 Graduate 0
Out-of-State
 Undergraduate 52
 Graduate 0
Non-Resident Exempt, paying In-State
 Undergraduate 5
 Graduate 0

Financial Aid

Received 1,482
 Not Received 1,001

Migration within Alabama Public Institutions

Transfer In 123
 Transfer Out 487



Fall 2009
 Boaz, AL

Snead State Community College

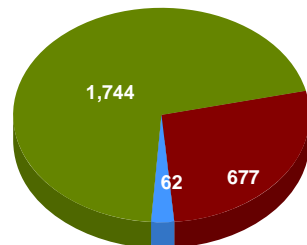


Institutional Student Profiles
 Alabama Commission on Higher Education
www.ache.alabama.gov

Source: Alabama Statewide Student Database
 Includes Credit Students Only

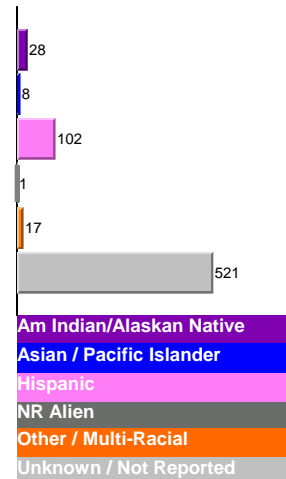
Race/Ethnicity

Race Summary



African Am/Non-Hispanic
 White / Non-Hispanic
 Other Races

Expanded Detail of Other Races



Am Indian/Alaskan Native
 Asian / Pacific Islander
 Hispanic
 NR Alien
 Other / Multi-Racial
 Unknown / Not Reported

Origins of All Students

Florida 8
 Georgia 24
 Mississippi 0
 Tennessee 4
 Other US States and Territories 4
 Non-US 73
 From Alabama 2,370

Top Five Alabama Counties - Undergraduate Students

Marshall 57%
 Etowah 11%
 Blount 8%
 Dekalb 7%
 UNKNOWN ALABAMA COUNTIES 6%

Top Five Alabama Public - Feeder High Schools

of 2008-09 H.S. Graduates Enrolled..... 452
 Boaz Boaz City 86
 Albertville Albertville City 51
 Douglas Marshall County 37
 Guntersville Guntersville City 36
 Arab Arab City 32

Summary of 2008-2009 Completions

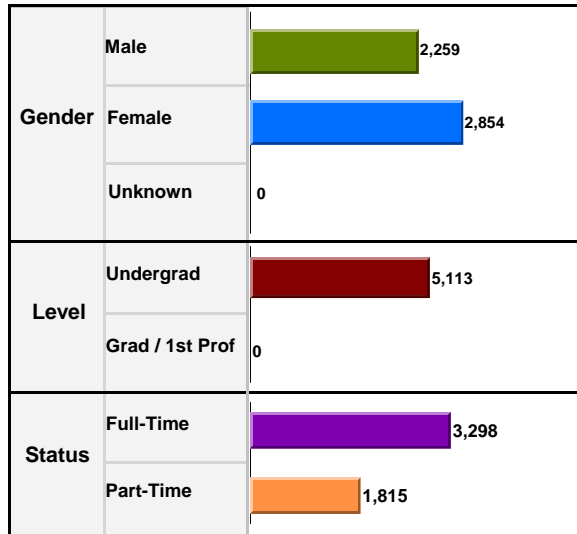
<1 Year 44
 <2 Year 17
 Assoc 248
 <4 Year 0
 Bacc 0
 Post Bacc 0
 Master's 0
 Post-Master's 0
 Doctoral 0
 1st Prof 0

Retention of 1st Time Degree-Seeking Freshmen

of Fall 2008 Cohort Students..... 625
 Enrolled or Completed Same Inst. FA 2009... 64%
 Enrolled Other AL Public Inst. FA 2009..... 10%

Enrollment

Total Enrollment 5,113



Students Enrolled in Remedial Courses

Math Only 462
 English Only 200
 Math & English 262

Enrollment by Type of Tuition Paid

In-State
 Undergraduate 4,480
 Graduate 0
Out-of-State
 Undergraduate 266
 Graduate 0
Non-Resident Exempt, paying In-State
 Undergraduate 367
 Graduate 0

Financial Aid

Received 3,122
 Not Received 1,991

Migration within Alabama Public Institutions

Transfer In 420
 Transfer Out 596



Fall 2009
 Wadley, AL

Southern Union State Community College



Institutional Student Profiles

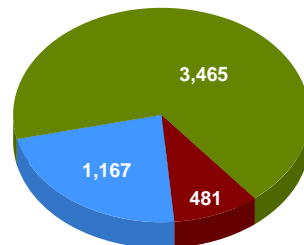
Alabama Commission on Higher Education

www.ache.alabama.gov

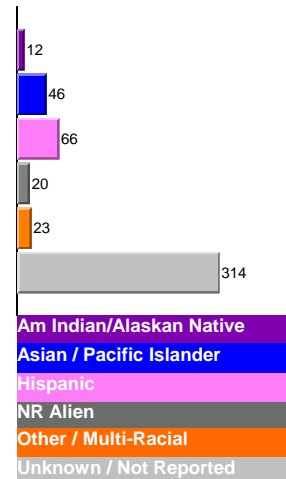
Source: Alabama Statewide Student Database
 Includes Credit Students Only

Race/Ethnicity

Race Summary



Expanded Detail of Other Races



Origins of All Students

Florida 37
 Georgia 387
 Mississippi 5
 Tennessee 13
 Other US States and Territories 76
 Non-US 206
 From Alabama 4,389

Top Five Alabama Counties - Undergraduate Students

Lee 34%
 Chambers 12%
 Randolph 7%
 Tallapoosa 4%
 Jefferson 3%

Top Five Alabama Public - Feeder High Schools

of 2008-09 H.S. Graduates Enrolled..... 753
 Auburn Auburn City 99
 Opelika Opelika City 72
 Smiths Station Lee County 52
 Handley Roanoke City 47
 Bearegard Lee County 44

Summary of 2008-2009 Completions


<1 Year 58
 <2 Year 63
 Assoc 489
 <4 Year 0
 Bacc 0
 Post Bacc 0
 Master's 0
 Post-Master's 0
 Doctoral 0
 1st Prof 0

Retention of 1st Time Degree-Seeking Freshmen

of Fall 2008 Cohort Students..... 920
 Enrolled or Completed Same Inst. FA 2009... 53%
 Enrolled Other AL Public Inst. FA 2009..... 10%

Enrollment

Total Enrollment 1,732



Students Enrolled in Remedial Courses

Math Only 166
 English Only 46
 Math & English 54

Enrollment by Type of Tuition Paid

In-State
 Undergraduate 1,728
 Graduate 0
Out-of-State
 Undergraduate 4
 Graduate 0
Non-Resident Exempt, paying In-State
 Undergraduate 0
 Graduate 0

Financial Aid

Received 1,125
 Not Received 607

Migration within Alabama Public Institutions

Transfer In 74
 Transfer Out 22

Fall 2009
 Montgomery, AL

Trenholm State Technical College



Institutional Student Profiles
 Alabama Commission on Higher Education
www.ache.alabama.gov

Source: Alabama Statewide Student Database
 Includes Credit Students Only

Origins of All Students

Florida 0
 Georgia 1
 Mississippi 0
 Tennessee 0
 Other US States and Territories 0
 Non-US 161
 From Alabama 1,570

Top Five Alabama Counties - Undergraduate Students

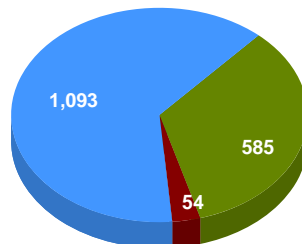
Montgomery 46%
 Elmore 12%
 Autauga 10%
 Macon 4%
 Lowndes 4%

Top Five Alabama Public - Feeder High Schools

of 2008-09 H.S. Graduates Enrolled..... 147
 Prattville Autauga County 14
 Carver Senior Montgomery County 13
 Wetumpka Elmore County 13
 Central Lowndes County 12
 Jefferson Davis Montgomery County 12

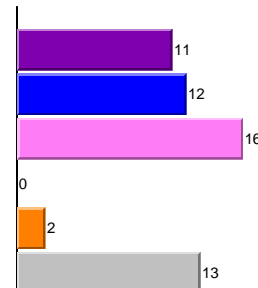
Race/Ethnicity

Race Summary



African Am/Non-Hispanic
 White / Non-Hispanic
 Other Races

Expanded Detail of Other Races



Am Indian/Alaskan Native
 Asian / Pacific Islander
 Hispanic
 NR Alien
 Other / Multi-Racial
 Unknown / Not Reported

Summary of 2008-2009 Completions

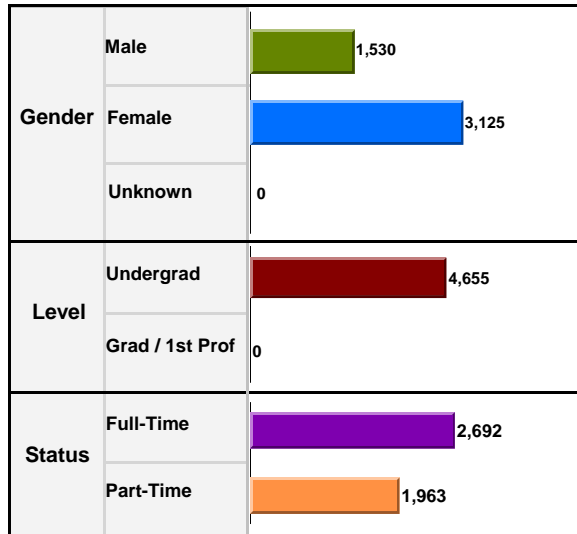
<1 Year 286
 <2 Year 59
 Assoc 135
 <4 Year 0
 Bacc 0
 Post Bacc 0
 Master's 0
 Post-Master's 0
 Doctoral 0
 1st Prof 0

Retention of 1st Time Degree-Seeking Freshmen

of Fall 2008 Cohort Students..... 368
 Enrolled or Completed Same Inst. FA 2009... 51%
 Enrolled Other AL Public Inst. FA 2009..... 5%

Enrollment

Total Enrollment 4,655



Students Enrolled in Remedial Courses

Math Only 768
 English Only 164
 Math & English 291

Enrollment by Type of Tuition Paid

In-State
 Undergraduate 4,412
 Graduate 0
Out-of-State
 Undergraduate 52
 Graduate 0
Non-Resident Exempt, paying In-State
 Undergraduate 191
 Graduate 0

Financial Aid

Received 2,906
 Not Received 1,749


Migration within Alabama Public Institutions

Transfer In 150
 Transfer Out 381



Fall 2009
 Dothan, AL

Wallace State Community College Dothan

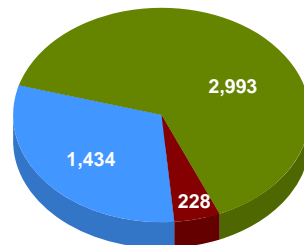


Institutional Student Profiles
 Alabama Commission on Higher Education
www.ache.alabama.gov

Source: Alabama Statewide Student Database
 Includes Credit Students Only

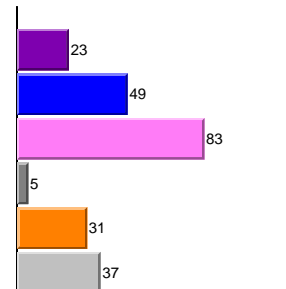
Race/Ethnicity

Race Summary



African Am/Non-Hispanic
 White / Non-Hispanic
 Other Races

Expanded Detail of
Other Races



Am Indian/Alaskan Native
 Asian / Pacific Islander
 Hispanic
 NR Alien
 Other / Multi-Racial
 Unknown / Not Reported

Origins of All Students

Florida 86
 Georgia 107
 Mississippi 2
 Tennessee 2
 Other US States and Territories 21
 Non-US 636
 From Alabama 3,801

Top Five Alabama Counties - Undergraduate Students

Houston 37%
 Dale 14%
 Barbour 11%
 Henry 7%
 Geneva 4%

Top Five Alabama Public - Feeder High Schools

of 2008-09 H.S. Graduates Enrolled..... 556
 Dothan Dothan City 83
 Northview Dothan City 61
 Eufaula Eufaula City 51
 Rehobeth Houston County 47
 Carroll Ozark City 45

Summary of 2008-2009 Completions

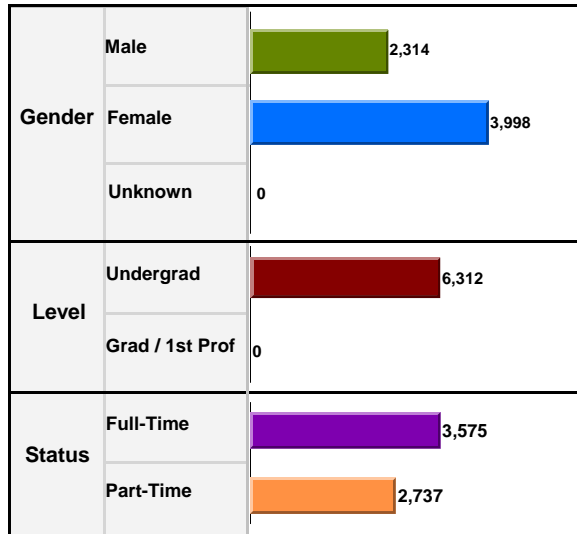
<1 Year 93
 <2 Year 163
 Assoc 456
 <4 Year 0
 Bacc 0
 Post Bacc 0
 Master's 0
 Post-Master's 0
 Doctoral 0
 1st Prof 0

Retention of 1st Time Degree-Seeking Freshmen

of Fall 2008 Cohort Students..... 974
 Enrolled or Completed Same Inst. FA 2009... 55%
 Enrolled Other AL Public Inst. FA 2009..... 5%

Enrollment

Total Enrollment 6,312



Students Enrolled in Remedial Courses

Math Only 673
 English Only 130
 Math & English 192

Enrollment by Type of Tuition Paid

In-State
 Undergraduate 6,161
 Graduate 0
Out-of-State
 Undergraduate 151
 Graduate 0
Non-Resident Exempt, paying In-State
 Undergraduate 0
 Graduate 0

Financial Aid

Received 3,031
 Not Received 3,281

Migration within Alabama Public Institutions

Transfer In 392
 Transfer Out 442

Fall 2009
 Hanceville, AL

Wallace State Community College Hanceville



Institutional Student Profiles
 Alabama Commission on Higher Education
www.ache.alabama.gov

Source: Alabama Statewide Student Database
 Includes Credit Students Only

Origins of All Students

Florida 16
 Georgia 17
 Mississippi 3
 Tennessee 17
 Other US States and Territories 47
 Non-US 79
 From Alabama 6,133

Top Five Alabama Counties - Undergraduate Students

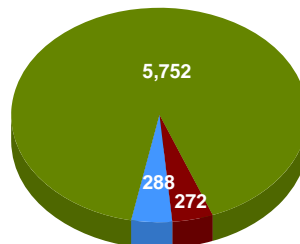
Cullman 38%
 Jefferson 14%
 Blount 13%
 Morgan 11%
 Marshall 7%

Top Five Alabama Public - Feeder High Schools

of 2008-09 H.S. Graduates Enrolled..... 834
 Cullman Cullman City 73
 West Point Cullman County 47
 Gardendale Jefferson County 40
 Fairview Cullman County 39
 Hayden Blount County 38

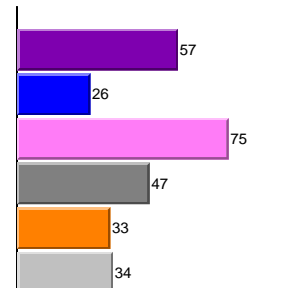
Race/Ethnicity

Race Summary



African Am/Non-Hispanic
 White / Non-Hispanic
 Other Races

Expanded Detail of Other Races



Am Indian/Alaskan Native
 Asian / Pacific Islander
 Hispanic
 NR Alien
 Other / Multi-Racial
 Unknown / Not Reported

Summary of 2008-2009 Completions

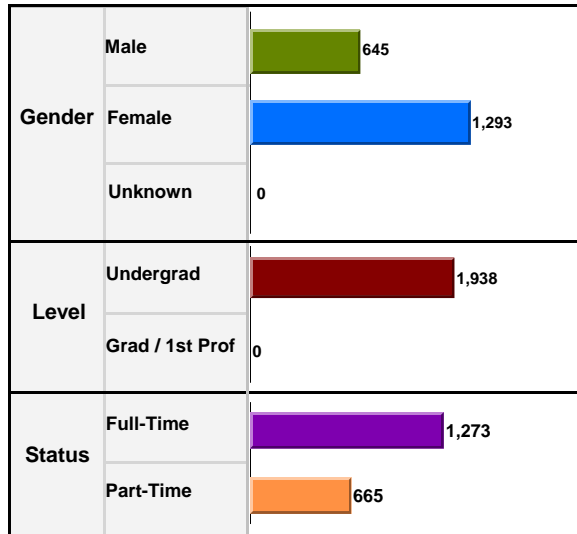
<1 Year 75
 <2 Year 111
 Assoc 765
 <4 Year 0
 Bacc 0
 Post Bacc 0
 Master's 0
 Post-Master's 0
 Doctoral 0
 1st Prof 0

Retention of 1st Time Degree-Seeking Freshmen

of Fall 2008 Cohort Students..... 1,190
 Enrolled or Completed Same Inst. FA 2009... 60%
 Enrolled Other AL Public Inst. FA 2009..... 7%

Enrollment

Total Enrollment 1,938



Students Enrolled in Remedial Courses

Math Only 163
 English Only 96
 Math & English 78

Enrollment by Type of Tuition Paid

In-State
 Undergraduate 1,927
 Graduate 0
Out-of-State
 Undergraduate 11
 Graduate 0
Non-Resident Exempt, paying In-State
 Undergraduate 0
 Graduate 0

Financial Aid

Received 1,485
 Not Received 453

Migration within Alabama Public Institutions

Transfer In 71
 Transfer Out 229



Fall 2009
 Selma, AL

Wallace State Community College Selma

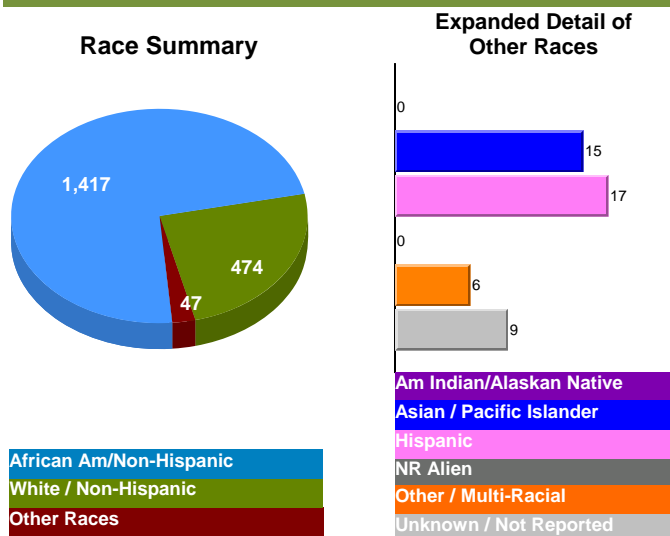


Institutional Student Profiles Alabama Commission on Higher Education

www.ache.alabama.gov

Source: Alabama Statewide Student Database
 Includes Credit Students Only

Race/Ethnicity



Origins of All Students

Florida 5
 Georgia 1
 Mississippi 1
 Tennessee 0
 Other US States and Territories 5
 Non-US 27
 From Alabama 1,899

Top Five Alabama Counties - Undergraduate Students

Dallas 58%
 Perry 10%
 Chilton 6%
 Autauga 5%
 Wilcox 5%

Top Five Alabama Public - Feeder High Schools

of 2008-09 H.S. Graduates Enrolled..... 249
 Selma Selma City 62
 Dallas County Dallas County 38
 Southside Dallas County 35
 Marion Perry County 21
 Wilcox Central Wilcox County 20

Summary of 2008-2009 Completions

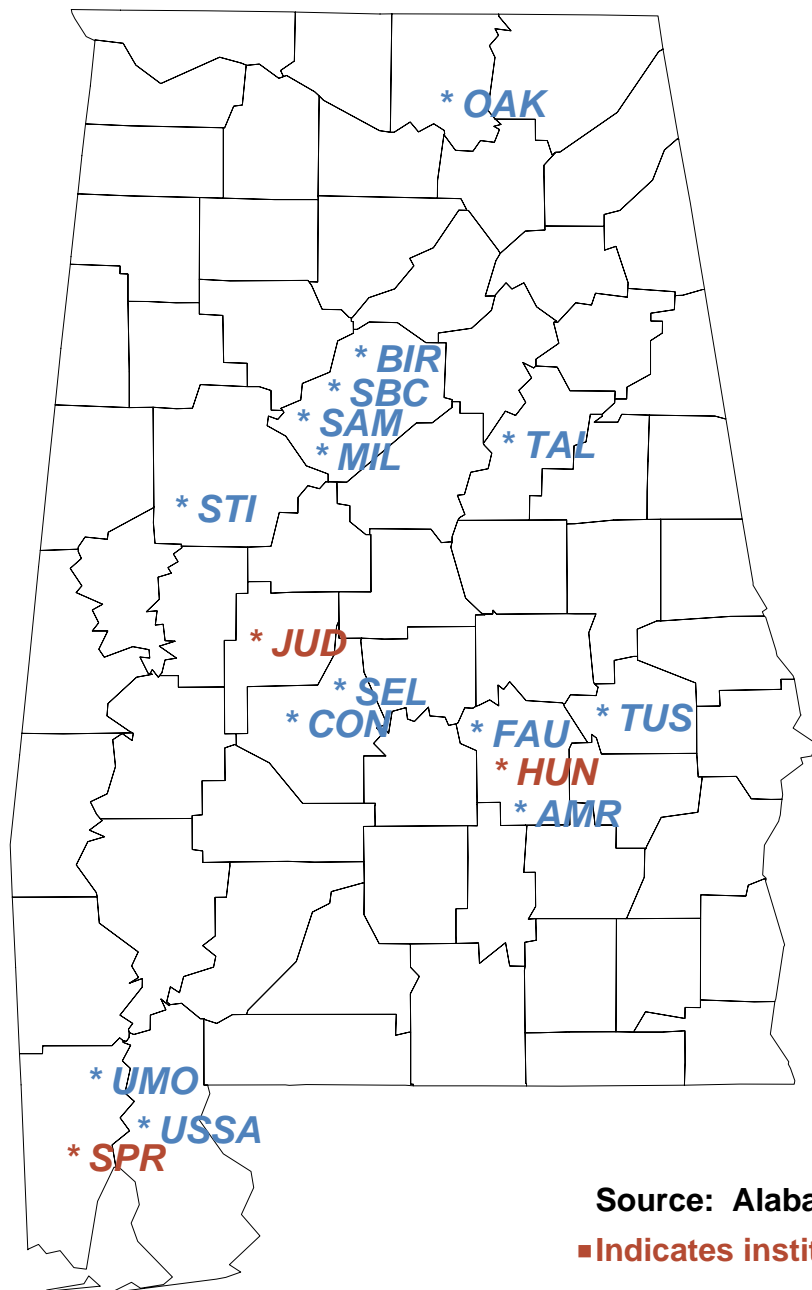
<1 Year 31
 <2 Year 111
 Assoc 231
 <4 Year 0
 Bacc 0
 Post Bacc 0
 Master's 0
 Post-Master's 0
 Doctoral 0
 1st Prof 0

Retention of 1st Time Degree-Seeking Freshmen

of Fall 2008 Cohort Students..... 476
 Enrolled or Completed Same Inst. FA 2009... 46%
 Enrolled Other AL Public Inst. FA 2009..... 9%

ALABAMA COMMISSION ON HIGHER EDUCATION INSTITUTIONAL STUDENT PROFILES FALL 2009

NON-PROFIT INDEPENDENT INSTITUTIONS



- Amridge University (AMR)
- Birmingham-Southern College (BIR)
- Concordia College (CON)
- Faulkner University (FAU)
- Huntingdon College (HUN)
- Judson College (JUD)
- Miles College (MIL)
- Oakwood University (OAK)
- Samford University (SAM)
- Selma University (SEL)
- Southeastern Bible College (SBC)
- Spring Hill College (SPR)
- Stillman College (STI)
- Talladega College (TAL)
- Tuskegee University (TUS)
- University of Mobile (UMO)
- United States Sports Academy (USSA)

Source: Alabama Statewide Student Database

■ Indicates institutions that submitted Fall 2009 data

Alabama Independent Colleges

The Alabama Association of Independent Colleges and Universities (AAICU) promotes and protects the interests of independent higher education in Alabama and oversees scholarship fundraising efforts for students attending each of its fourteen member schools.

These 14 member colleges and universities:

- Employed over 4,000 people
- Generated well over \$1,020,517,913 in economic activity in 2008
- Are attended by more than 24,000 students
- Provide some form of financial aid to over 91% of these students
- Offer a wide range of associate, bachelors, and graduate degree programs

These 14 member colleges possess excellence in teaching and technology, low faculty-student ratios, high retention of students, and a unique, personal approach to education. These institutions teach students to master critical thinking skills, communicate effectively, gain an appreciation for the arts and humanities and a commitment to community service.

AAICU is governed by a Board of Directors, currently chaired by Dr. David Pollick, president of Birmingham-Southern College. The Board is comprised of the college presidents of member institutions as well as business trustees from throughout the state. AAICU's president is Paul Hankins, and he is responsible for leading the association on a day to day basis.

Fall 2009
Montgomery, AL

Alabama Independent Colleges



Institutional Student Profiles
Alabama Commission on Higher Education
www.ache.alabama.gov

Source: Alabama Statewide Student Database
Includes Credit Students Only

Institutions and Founding Dates

■ Birmingham Southern College	1856
■ Concordia College	1922
■ Faulkner University	1942
■ Huntingdon College	1854
■ Judson College	1838
■ Miles College	1905
■ Oakwood University	1896
■ Samford University	1841
■ Amridge University	1967
■ Spring Hill College	1830
■ Stillman College	1876
■ Talladega College	1867
■ United States Sports Academy	1972
■ University of Mobile	1961

General Paul Hankins
President of AAICU



5950 Carmichael Place, Suite 213
Montgomery, AL 36117
Phone: 334-356-2200
Fax: 334-356-2202
www.aaicu.com

Message From Dr. Gregory Fitch Executive Director of ACHE

ACHE is excited to include data this year from some of Alabama's private institutions. State law requires participation of all Alabama public institutions in the Alabama Statewide Student Database; however, participation by Alabama independent colleges and universities is completely a voluntary basis. With support from General Paul Hankins, we began in 2008 working with member colleges of the Alabama Association of Independent Colleges and Universities (AAICU).

Three AAICU member institutions have shared their unit record data this year: Spring Hill College, Judson College, and Huntingdon University. We look forward to expanding this voluntary participation with other independent members next year. By including data from Alabama Independent Colleges and Universities, we will be able to paint a true picture of higher education across the entire state of Alabama.

Enrollment

Total Enrollment 1,075

Gender	Male	519
	Female	556
	Unknown	0
Level	Undergrad	1,075
	Grad / 1st Prof	0
Status	Full-Time	857
	Part-Time	218

Students Enrolled in Remedial Courses

Math Only 0
 English Only 0
 Math & English 0

Enrollment by Type of Tuition Paid

Flat-Rate Tuition 1,075

Financial Aid

Received 1,003
 Not Received 72

“Huntingdon College...is committed to nurturing growth in faith, wisdom, and service and to graduating individuals prepared to succeed in a rapidly changing world.”

Fall 2009
 Montgomery, AL

Huntingdon College



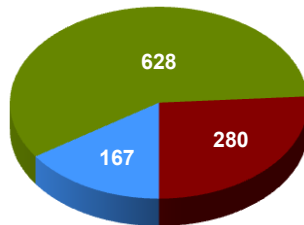
Institutional Student Profiles Alabama Commission on Higher Education

www.ache.alabama.gov

Source: Alabama Statewide Student Database
 Includes Credit Students Only


Race/Ethnicity

Race Summary



African Am/Non-Hispanic
 White / Non-Hispanic
 Other Races

Expanded Detail of Other Races



Native Hawaiian/Pacific Island
 Am Indian/Alaskan Native
 Asian
 Hispanic
 NR Alien
 Multiracial Designations
 Unknown / Not Reported

Origins of All Students

Florida N/A
 Georgia..... N/A
 Mississippi..... N/A
 Tennessee..... N/A
 Other US States and Territories N/A
 Non-US N/A
 From Alabama N/A

Top Five Alabama Counties - Undergraduate Students

UNKNOWN ALABAMA COUNTIES..... 100%

Top Five Alabama Public - Feeder High Schools

of 2008-09 H.S. Graduates Enrolled..... 86

Prattville Autauga County 8
 Stanhope Elmore..... Elmore County 4
 Wetumpka Elmore County 4
 Andalusia Andalusia City 3
 Elmore County..... Elmore County 3



Enrollment

Total Enrollment 277

Gender	Male	11
	Female	266
	Unknown	0
Level	Undergrad	277
	Grad / 1st Prof	0
Status	Full-Time	245
	Part-Time	32

Students Enrolled in Remedial Courses

Math Only	0
English Only	0
Math & English	0

Enrollment by Type of Tuition Paid

Flat-Rate Tuition..... 277

Financial Aid

Received 227
Not Received 50

“Judson is committed to a distinctly Christian education for women with a mind for making a difference.”



Fall 2009
Marion, AL

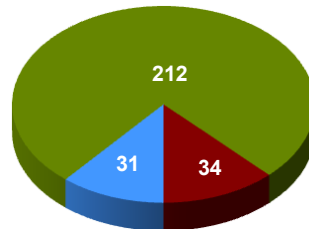
Judson College



Institutional Student Profiles
Alabama Commission on Higher Education
www.ache.alabama.gov
Source: Alabama Statewide Student Database
Includes Credit Students Only

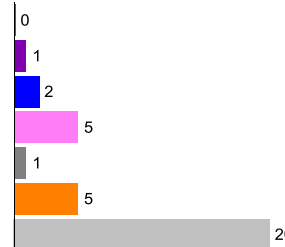
Race/Ethnicity

Race Summary



African Am/Non-Hispanic
White / Non-Hispanic
Other Races

Expanded Detail of Other Races



Native Hawaiian/Pacific Island
Am Indian/Alaskan Native
Asian
Hispanic
NR Alien
Multiracial Designations
Unknown / Not Reported

Origins of All Students

Florida	14
Georgia.....	3
Mississippi.....	12
Tennessee.....	3
Other US States and Territories	24
Non-US	2
From Alabama	219

Top Five Alabama Counties - Undergraduate Students

Perry	13%
Jefferson	7%
Baldwin	6%
Dallas.....	5%
Mobile.....	5%

Top Five Alabama Public - Feeder High Schools

# of 2008-09 H.S. Graduates Enrolled.....	40	
Pleasant Grove	Jefferson County	3
Robertsdale	Baldwin County.....	3
Albert P Brewer	Morgan County.....	2
Mortimer Jordan.....	Jefferson County	2
Theodore.....	Mobile County.....	2



Enrollment

Total Enrollment 1,520

Gender	Male	576
	Female	944
	Unknown	0
Level	Undergrad	1,333
	Grad / 1st Prof	187
Status	Full-Time	1,210
	Part-Time	310

Students Enrolled in Remedial Courses

Math Only 36
 English Only 28
 Math & English 8

Enrollment by Type of Tuition Paid

Flat-Rate Tuition 1,520

Financial Aid

Received 1,198
 Not Received 322

“Spring Hill College forms students to become responsible leaders in service to others.”



Fall 2009
 Mobile, AL

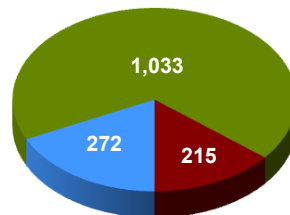
Spring Hill College



Institutional Student Profiles
 Alabama Commission on Higher Education
www.ache.alabama.gov
 Source: Alabama Statewide Student Database
 Includes Credit Students Only

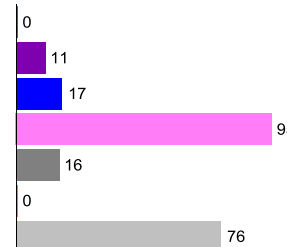
Race/Ethnicity

Race Summary



African Am/Non-Hispanic
 White / Non-Hispanic
 Other Races

Expanded Detail of Other Races



Native Hawaiian/Pacific Island
 Am Indian/Alaskan Native
 Asian
 Hispanic
 NR Alien
 Multiracial Designations
 Unknown / Not Reported

Origins of All Students

Florida 109
 Georgia 88
 Mississippi 80
 Tennessee 24
 Other US States and Territories 444
 Non-US 9
 From Alabama 766

Top Five Alabama Counties - Undergraduate Students

Mobile 69%
 Baldwin 13%
 Jefferson 2%
 Montgomery 1%
 Washington 1%

Top Five Alabama Public - Feeder High Schools

of 2008-09 H.S. Graduates Enrolled 68

Baker Mobile County 8
 Murphy Mobile County 7
 Fairhope Baldwin County 5
 CF Vigor Mobile County 4
 John L Leflore Magnet Mobile County 4

