


Includes
data from
Independent
Colleges!

INSTITUTIONAL STUDENT PROFILES FALL 2010



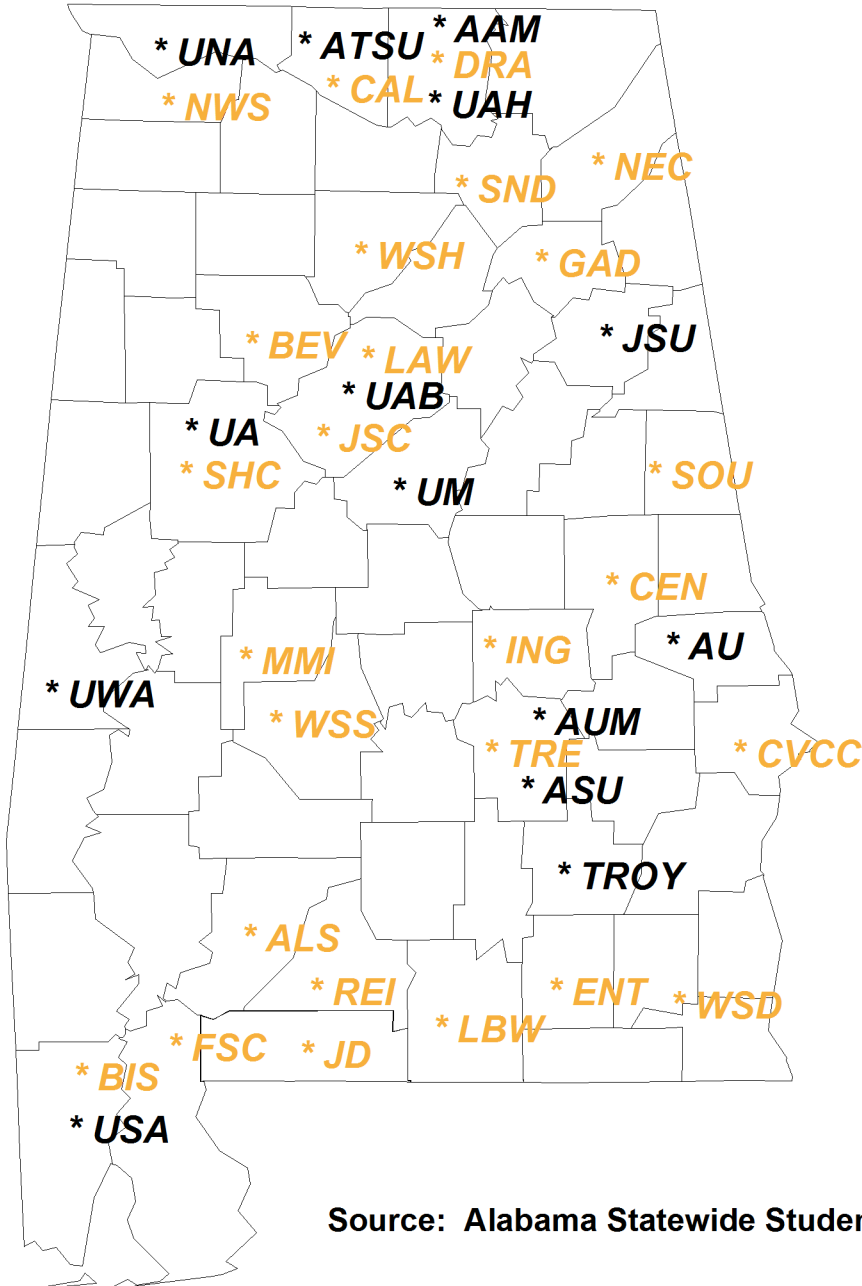
ALABAMA COMMISSION ON HIGHER EDUCATION

Source: Alabama Statewide Student Database

www.ache.alabama.gov/Profiles

ALABAMA COMMISSION ON HIGHER EDUCATION INSTITUTIONAL STUDENT PROFILES FALL 2010

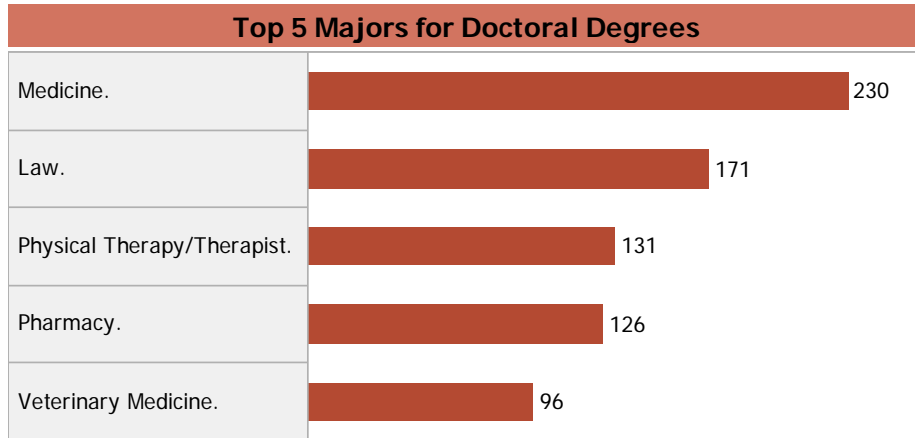
ALL PUBLIC INSTITUTIONS




Source: Alabama Statewide Student Database

- Alabama A&M University (AAM)
- Alabama State University (ASU)
- Athens State University (ATSU)
- Auburn University (AU)
- Auburn University at Montgomery (AUM)
- Jacksonville State University (JSU)
- Troy University (TROY)
- University of Alabama (UA)
- University of Alabama at Birmingham (UAB)
- University of Alabama in Huntsville (UAH)
- University of Montevallo (UM)
- University of North Alabama (UNA)
- University of South Alabama (USA)
- University of West Alabama (UWA)
- Alabama Southern Community College (ALS)
- Bevill State Community College (BEV)
- Bishop State Community College (BIS)
- Calhoun State Community College (CAL)
- Central Alabama Community College (CEN)
- Chattahoochee Valley Community College (CVCC)
- Drake State Technical College (DRA)
- Enterprise State Community College (ENT)
- Faulkner State Community College (FSC)
- Gadsden State Community College (GAD)
- Ingram State Technical College (ING)
- Jefferson Davis Community College (JD)
- Jefferson State Community College (JSC)
- Lawson State Community College (LAW)
- Lurleen B. Wallace Community College (LBW)
- Marion Military Institute (MMI)
- Northeast Alabama Community College (NEC)
- Northwest-Shoals Community College (NWS)
- Reid State Technical College (REI)
- Shelton State Community College (SHC)
- Snead State Community College (SND)
- Southern Union State Community College (SOU)
- Trenholm State Technical College (TRE)
- Wallace State Community College Dothan (WSD)
- Wallace State Community College Hanceville (WSH)
- Wallace State Community College Selma (WSS)

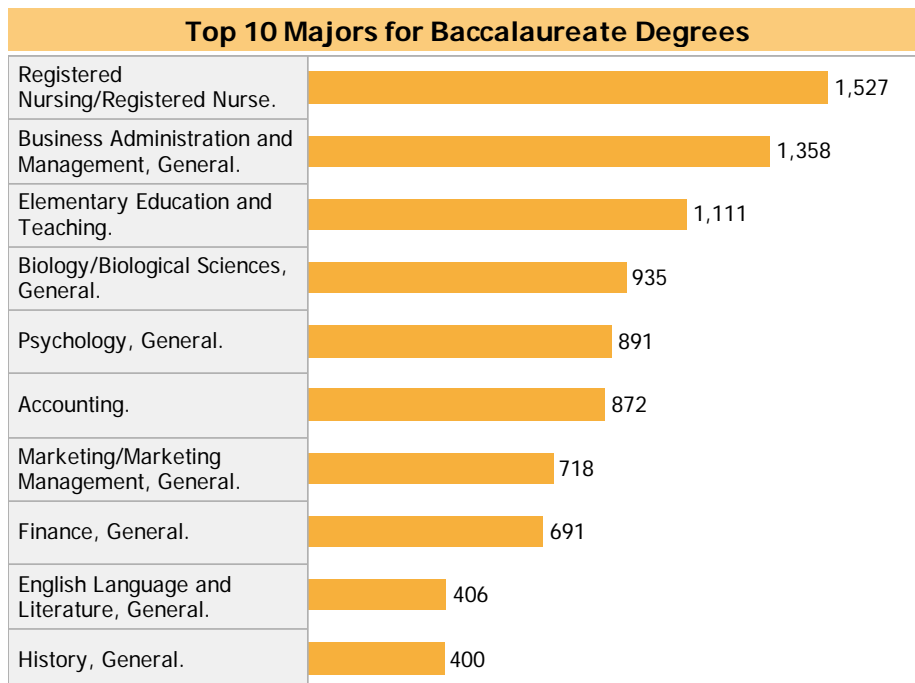
ACHE Summary of 2009-2010 Completions by Major and Level for All Public Institutions (Total Number of Completions at Alabama Public Institutions was 42,922)*



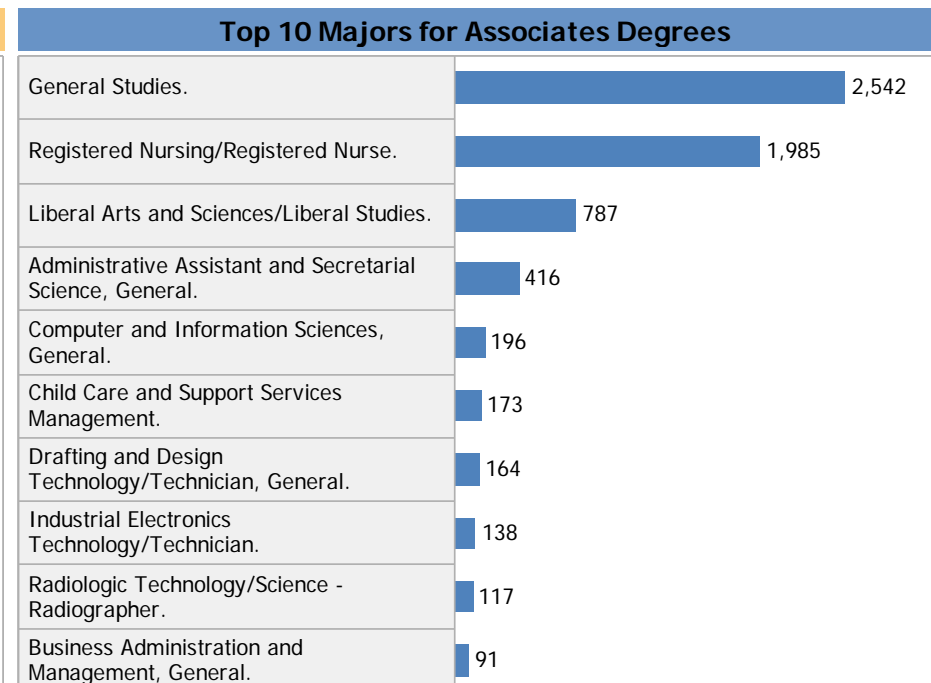
Number of doctoral degrees completed at Alabama public institutions was 1,584.



Number of masters degrees completed at Alabama public institutions was 7,885.



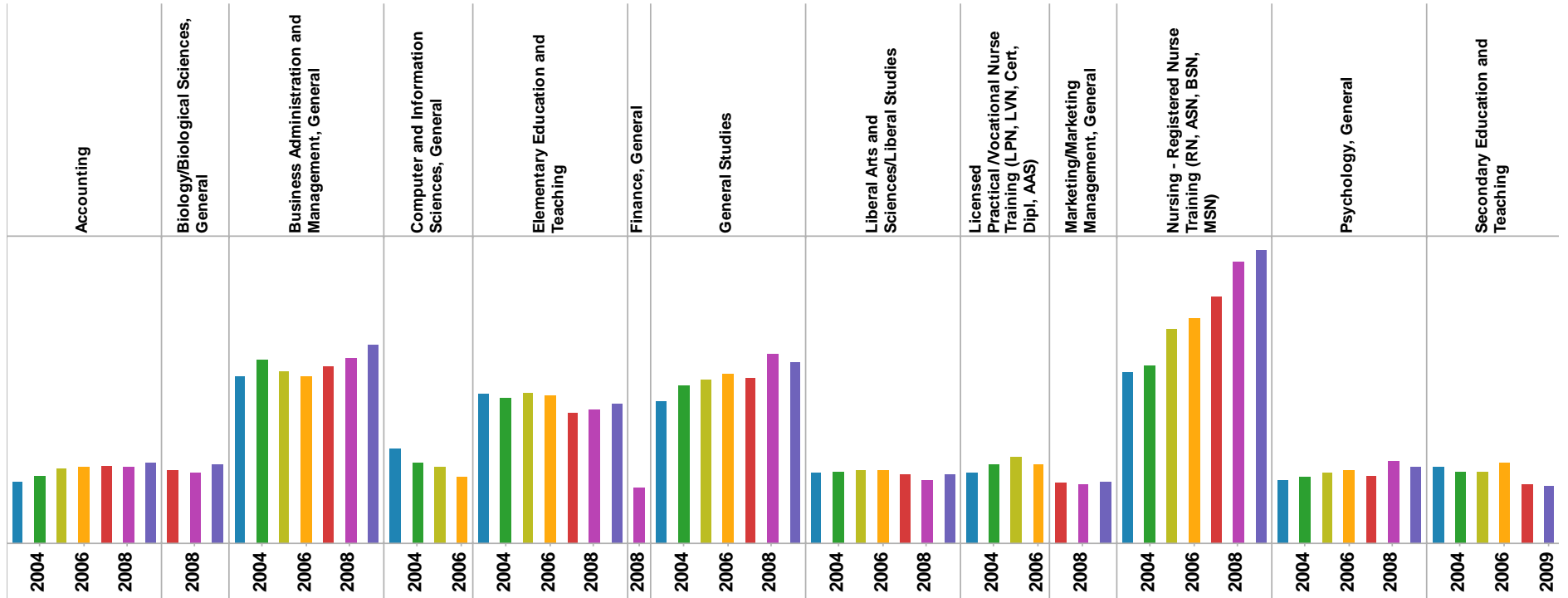
Number of baccalaureate degrees completed at Alabama public institutions was 19,554.



Number of associates degrees completed at Alabama public institutions was 8,359.

*The total number of completions includes other award levels that are not depicted in these charts.

ALABAMA COMMISSION ON HIGHER EDUCATION
Top Areas of All Degrees Conferred 2003 through 2009
Alabama Public Institutions



Top Areas of All Degrees Conferred

Major	2003	2004	2005	2006	2007	2008	2009
Accounting	789	864	953	957	979	970	1,021
Biology/Biological Sciences, General					924	888	1,004
Business Administration and Management, General	2,108	2,339	2,184	2,120	2,234	2,356	2,514
Computer and Information Sciences, General	1,206	1,013	960	841			
Elementary Education and Teaching	1,896	1,839	1,915	1,869	1,663	1,692	1,764
Finance, General						716	
General Studies	1,811	1,997	2,085	2,146	2,102	2,413	2,297
Liberal Arts and Sciences/Liberal Studies	897	909	926	932	867	806	883
Licensed Practical /Vocational Nurse Training (LPN, LVN, Cert, Dipl, AAS)	891	994	1,095	1,011			
Marketing/Marketing Management, General					758	747	785
Nursing - Registered Nurse Training (RN, ASN, BSN, MSN)	2,160	2,265	2,724	2,859	3,136	3,578	3,715
Psychology, General	797	836	887	933	863	1,041	967
Secondary Education and Teaching	967	914	915	1,013	744		734

Notes: (1.) A blank space indicates item was not in Top 10 for the specified year. (2.) Includes all levels of completions. (3.) There was a fluctuation of Top 10 Areas of Degrees Conferred over the 7-year time span with a total of 13 areas identified; all areas were not in Top 10 each year.

Source: Alabama Statewide Student Database.

Enrollment

Total Enrollment **256,609**

Gender	Male	106,720
	Female	149,833
	Unknown	56
Level	Undergrad	223,601
	Graduate	33,008
Status	Full-Time	171,723
	Part-Time	84,886

Students Enrolled in Remedial Courses

Math Only	15,838
English Only	4,651
Math & English	6,674

Enrollment by Type of Tuition Paid

In-State	
Undergraduate	192,617
Graduate	21,944
Out-of-State	
Undergraduate	23,908
Graduate	6,341
Non-Resident Exempt, paying In-State	
Undergraduate	7,076
Graduate	4,723

Financial Aid

Received	170,380
Not Received	86,229

Migration within Alabama Public Institutions

Transfer In	12,127
Transfer Out	12,127



Fall 2010
ALABAMA

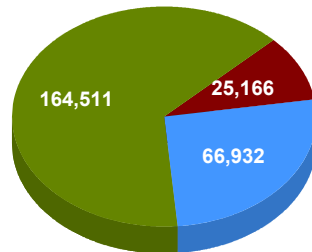
ALL INSTITUTIONS



Institutional Student Profiles
Alabama Commission on Higher Education
www.ache.alabama.gov
Source: Alabama Statewide Student Database
Includes Credit Students Only

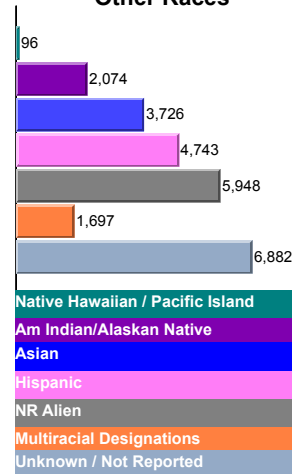
Race/Ethnicity

Race Summary



African Am/Non-Hispanic
White / Non-Hispanic
Other Races

Expanded Detail of Other Races



Origins of All Students

Florida	5,064
Georgia	10,612
Mississippi	3,918
Tennessee	3,643
Other US States and Territories	14,201
Non-US	10,251
From Alabama	208,920

Top Five Alabama Counties - Undergraduate Students

Jefferson	11%
Madison	7%
Mobile	6%
UNKNOWN ALABAMA COUNTIES	4%
Montgomery	4%

Top Five Alabama Public - Feeder High Schools

# of 2009-10 H.S. Graduates Enrolled.....	23,830	
Bob Jones	Madison City	468
Hoover	Hoover City	359
Oak Mountain	Shelby County	317
Virgil Grissom	Huntsville City	297
Sparkman	Madison County	291

Summary of 2009-2010 Completions

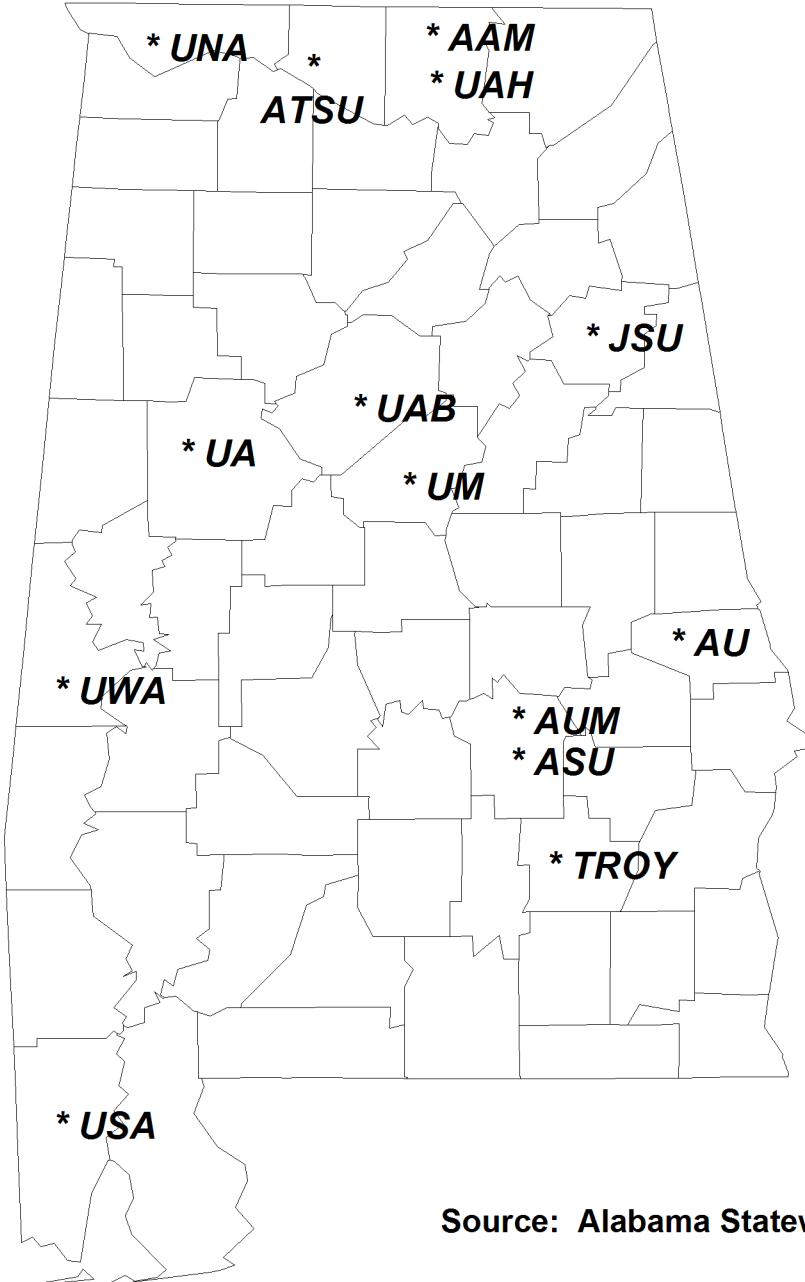
<1 Year	2,867
<2 Year	2,122
Associate	8,359
<4 Year	27
Baccalaureate	19,554
Post Baccalaureate	96
Master's	7,885
Post-Master's	428
Doctoral	1,584

Retention of 1st Time Degree-Seeking Freshmen

# of Fall 2009 Cohort Students.....	44,257
Enrolled or Completed Same Inst. FA 2010.....	63%
Enrolled Other AL Public Inst. FA 2010	6%

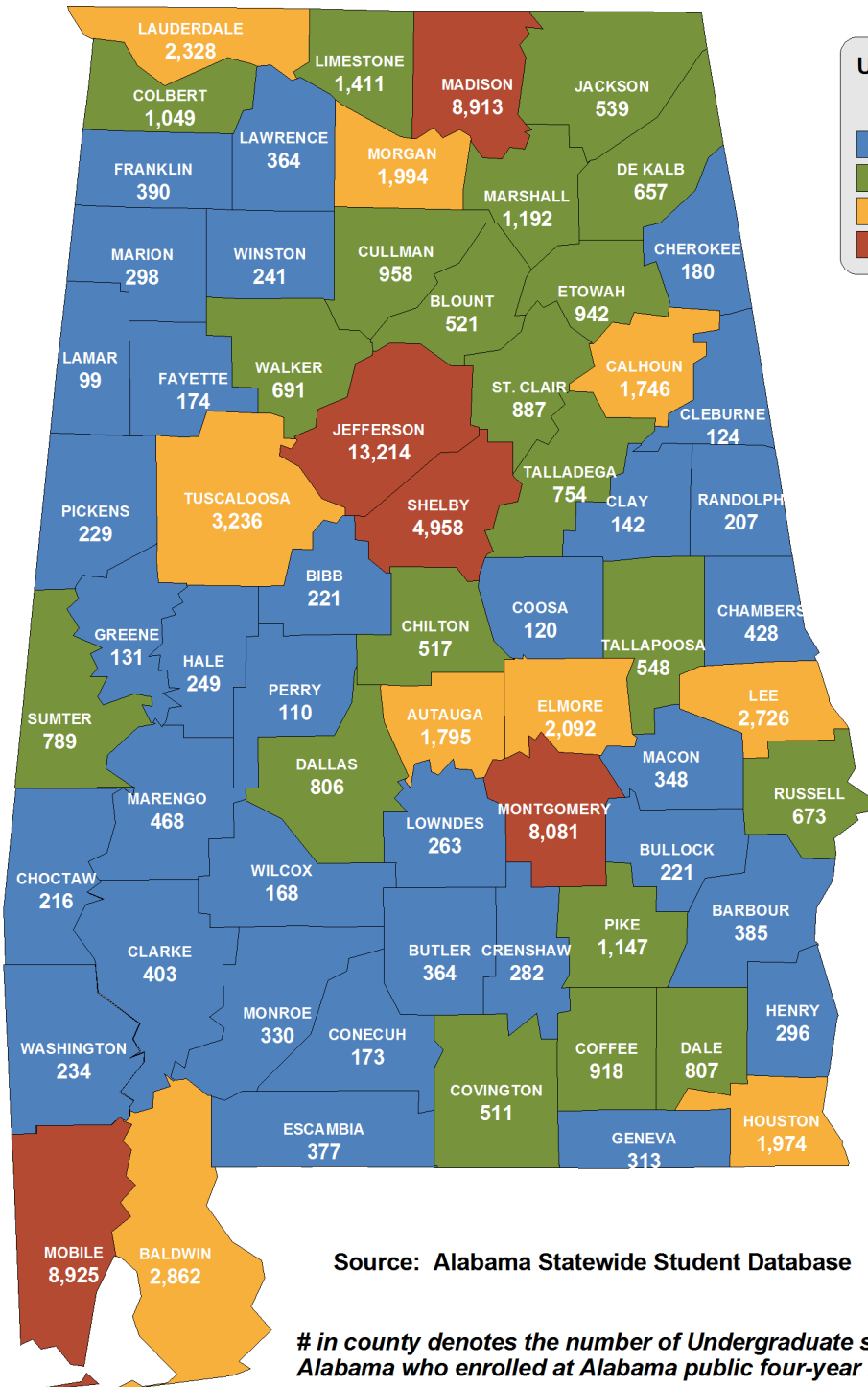
**ALABAMA COMMISSION ON HIGHER EDUCATION
INSTITUTIONAL STUDENT PROFILES
FALL 2010**

**ALL PUBLIC
4-YEAR
INSTITUTIONS**



Alabama A&M University (AAM)
Alabama State University (ASU)
Athens State University (ATSU)
Auburn University (AU)
Auburn University at Montgomery (AUM)
Jacksonville State University (JSU)
Troy University (TROY)
University of Alabama (UA)
University of Alabama at Birmingham (UAB)
University of Alabama in Huntsville (UAH)
University of Montevallo (UM)
University of North Alabama (UNA)
University of South Alabama (USA)
University of West Alabama (UWA)

Source: Alabama Statewide Student Database



**Undergraduate Students by County
Fall 2010**

- 1 - 500
- 500 - 1500
- 1500 - 4000
- 4000 - 14000

7,560 students with an "UNKNOWN" county are not depicted on this map.

ALL ALABAMA PUBLIC 4-YEAR INSTITUTIONS

UNDERGRADUATE ENROLLMENT ONLY

UNDERGRADUATE STUDENTS

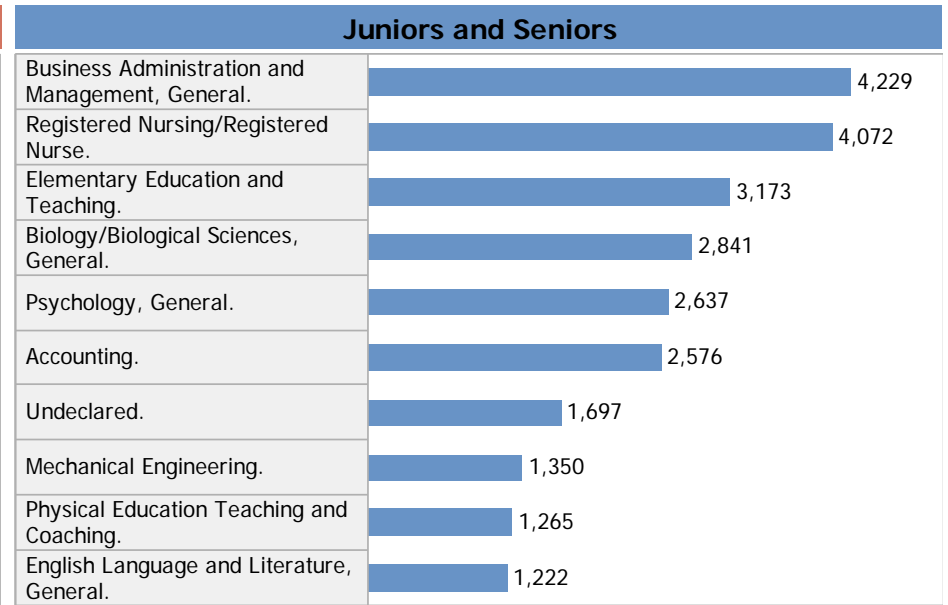
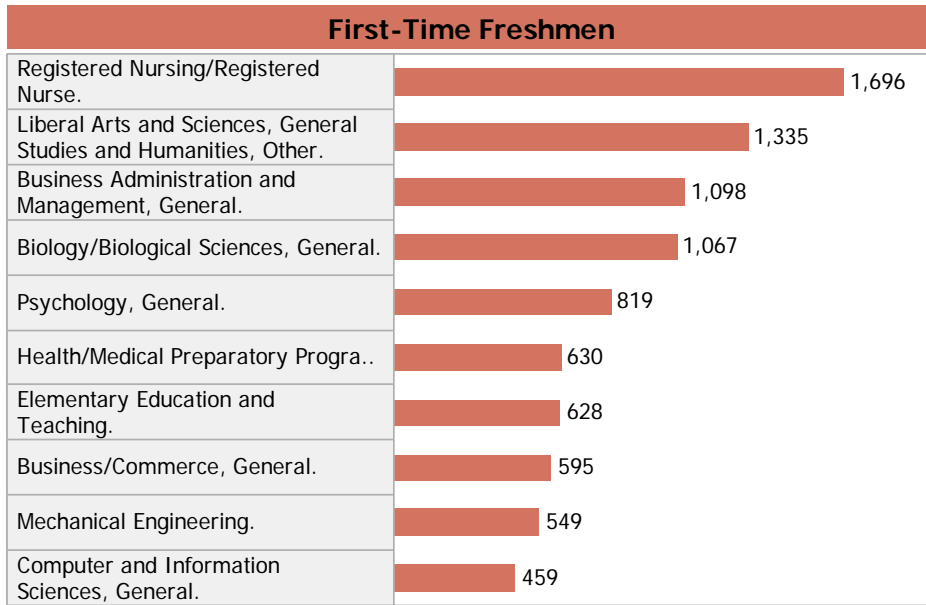
Total: 125,124
From Alabama: 97,269

Source: Alabama Statewide Student Database

in county denotes the number of Undergraduate students from Alabama who enrolled at Alabama public four-year institutions FA 2010.

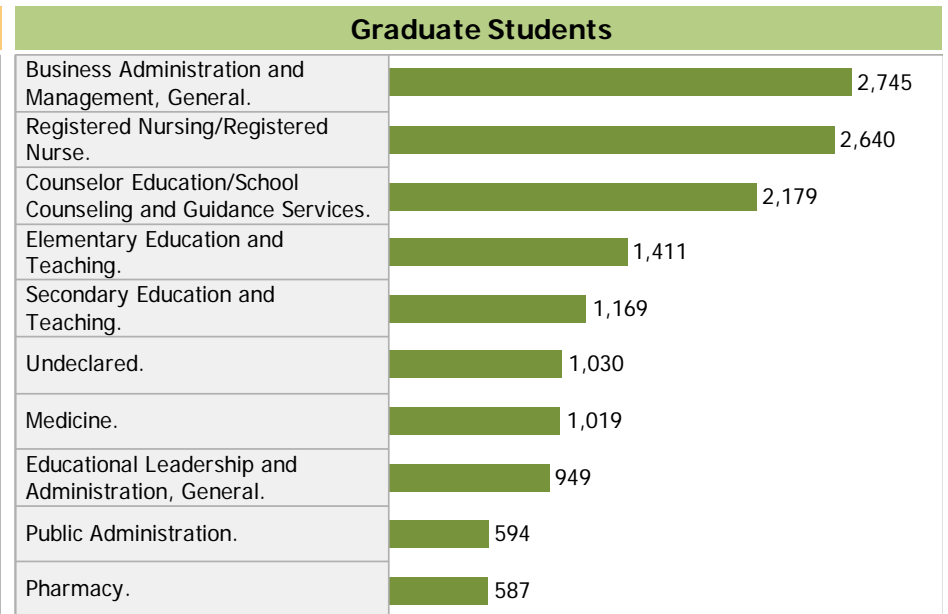
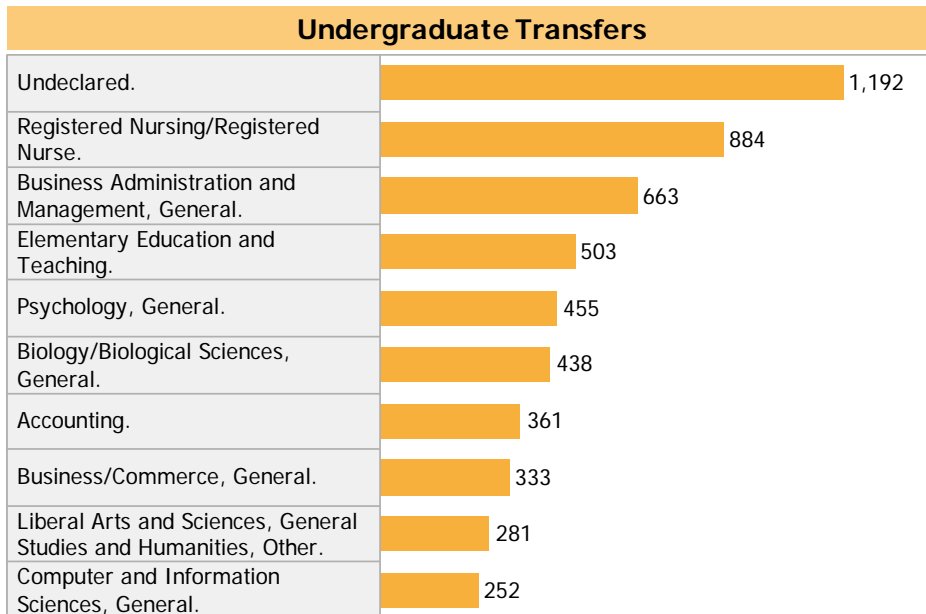


ACHE Summary of Top 10 Majors of Students Enrolled Fall 2010 at 4YR Public Institutions (Total Number of Students at Alabama Public 4YR Institutions was 158,132)



Number of first-time freshmen enrolled at Alabama public 4YR institutions was 22,340.

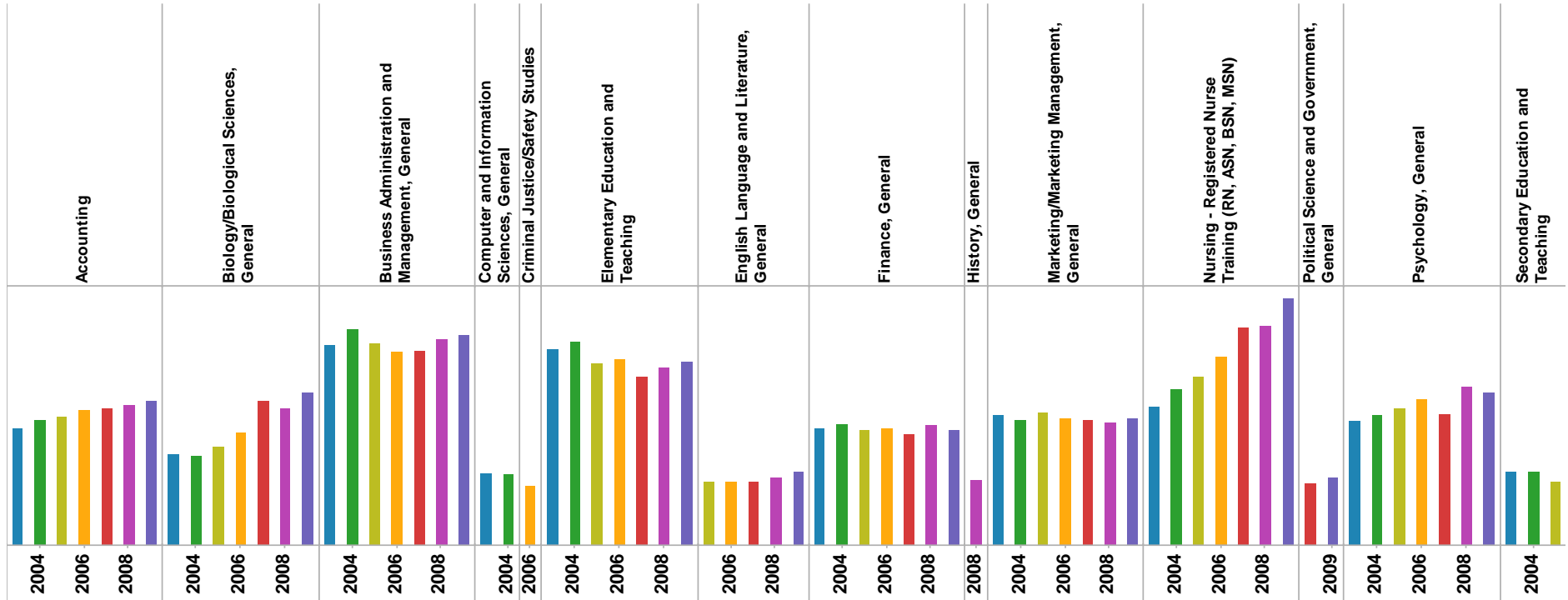
Number of juniors and seniors enrolled at Alabama public 4YR institutions was 59,957.



Number of undergraduate transfers enrolled at Alabama public 4YR institutions was 10,447.

Number of graduate students enrolled at Alabama public 4YR institutions was 33,008.

ALABAMA COMMISSION ON HIGHER EDUCATION
Top Areas of Baccalaureate Degrees Conferred 2003 through 2009
Alabama Public Institutions



Top Areas of Baccalaureate Degrees Conferred

Major	2003	2004	2005	2006	2007	2008	2009
Accounting	680	731	749	792	806	815	846
Biology/Biological Sciences, General	528	526	576	656	841	800	898
Business Administration and Management, General	1,172	1,263	1,180	1,131	1,143	1,204	1,230
Computer and Information Sciences, General	426	413					
Criminal Justice/Safety Studies				347			
Elementary Education and Teaching	1,151	1,188	1,063	1,085	989	1,036	1,075
English Language and Literature, General			371	370	374	395	432
Finance, General	685	709	678	681	650	698	673
History, General						377	
Marketing/Marketing Management, General	757	737	778	745	736	720	744
Nursing - Registered Nurse Training (RN, ASN, BSN, MSN)	809	912	984	1,107	1,271	1,283	1,447
Political Science and Government, General					362		
Psychology, General	728	761	801	851	771	928	893
Secondary Education and Teaching	430	430	373				

Notes: (1.) A blank space indicates item was not in Top 10 for the specified year. (2.) Includes only Baccalaureate levels of completions. (3.) There was a fluctuation of Top 10 Areas of Baccalaureate Degrees Conferred over the 7-year time span with a total of 14 areas identified; all areas were not in Top 10 each year.

Source: Alabama Statewide Student Database.

Enrollment

Total Enrollment 158,132

Gender	Male	67,173
	Female	90,924
	Unknown	35
Level	Undergrad	125,124
	Graduate	33,008
Status	Full-Time	117,298
	Part-Time	40,834

Students Enrolled in Remedial Courses

Math Only	4,440
English Only	1,230
Math & English	932

Enrollment by Type of Tuition Paid

In-State	
Undergraduate	99,140
Graduate	21,944
Out-of-State	
Undergraduate	21,630
Graduate	6,341
Non-Resident Exempt, paying In-State	
Undergraduate	4,354
Graduate	4,723

Financial Aid

Received	105,225
Not Received	52,907

Migration within Alabama Public Institutions

Transfer In	7,653
Transfer Out	3,506



Fall 2010
ALABAMA

Four-Year Public Institutions

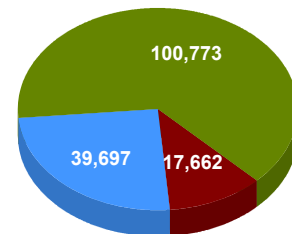


Institutional Student Profiles
Alabama Commission on Higher Education
www.ache.alabama.gov

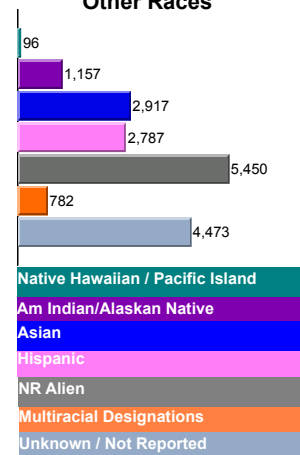
Source: Alabama Statewide Student Database
Includes Credit Students Only

Race/Ethnicity

Race Summary



Expanded Detail of Other Races



Origins of All Students

Florida	4,270
Georgia	9,240
Mississippi	3,572
Tennessee	3,225
Other US States and Territories	13,474
Non-US	5,832
From Alabama	118,519

Top Five Alabama Counties - Undergraduate Students

Jefferson	11%
Madison	7%
Mobile	7%
Montgomery	6%
UNKNOWN ALABAMA COUNTIES	6%

Top Five Alabama Public - Feeder High Schools

# of 2009-10 H.S. Graduates Enrolled.....	11,245	
Bob Jones	Madison City	330
Hoover	Hoover City	286
Oak Mountain	Shelby County	277
Vestavia Hills	Vestavia Hills City	249
Prattville	Autauga County	219

Summary of 2009-2010 Completions

<1 Year	64
<2 Year	71
Associate	259
<4 Year	27
Baccalaureate	19,554
Post Baccalaureate	96
Master's	7,885
Post-Master's	428
Doctoral	1,584

Retention of 1st Time Degree-Seeking Freshmen

# of Fall 2009 Cohort Students.....	21,797
Enrolled or Completed Same Inst. FA 2010.....	75%
Enrolled Other AL Public Inst. FA 2010	7%

Enrollment

Total Enrollment 5,614

Gender	Male	2,555
	Female	3,057
	Unknown	2
Level	Undergrad	4,772
	Graduate	842
Status	Full-Time	4,215
	Part-Time	1,399

Students Enrolled in Remedial Courses

Math Only	170
English Only	124
Math & English	96

Enrollment by Type of Tuition Paid

In-State	
Undergraduate	3,271
Graduate	735
Out-of-State	
Undergraduate	1,497
Graduate	107
Non-Resident Exempt, paying In-State	
Undergraduate	4
Graduate	0

Financial Aid

Received	5,026
Not Received	588

Migration within Alabama Public Institutions

Transfer In	137
Transfer Out	127

Fall 2010
Normal, AL

Alabama A&M University



Institutional Student Profiles

Alabama Commission on Higher Education

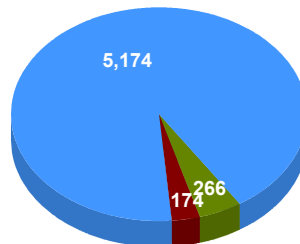
www.ache.alabama.gov

Source: Alabama Statewide Student Database

Includes Credit Students Only

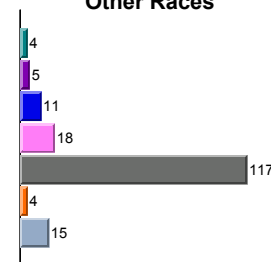
Race/Ethnicity

Race Summary



African Am/Non-Hispanic
White / Non-Hispanic
Other Races

Expanded Detail of Other Races



Native Hawaiian / Pacific Island
Am Indian/Alaskan Native
Asian
Hispanic
NR Alien
Multiracial Designations
Unknown / Not Reported

Origins of All Students

Florida	49
Georgia	330
Mississippi	26
Tennessee	106
Other US States and Territories	833
Non-US	264
From Alabama	4,006

Top Five Alabama Counties - Undergraduate Students

UNKNOWN ALABAMA COUNTIES	54%
Madison	5%
Jefferson	3%
Mobile	1%
Montgomery	0%

Top Five Alabama Public - Feeder High Schools

# of 2009-10 H.S. Graduates Enrolled.....	570	
Demopolis	Demopolis City	22
Minor	Jefferson County	18
Lee	Huntsville City	16
Sparkman	Madison County	16
JO Johnson	Huntsville City	14

Summary of 2009-2010 Completions

<1 Year	0
<2 Year	0
Associate	0
<4 Year	0
Baccalaureate	524
Post Baccalaureate	0
Master's	221
Post-Master's	9
Doctoral	17

Retention of 1st Time Degree-Seeking Freshmen

# of Fall 2009 Cohort Students.....	802
Enrolled or Completed Same Inst. FA 2010.....	74%
Enrolled Other AL Public Inst. FA 2010.....	4%

Enrollment

Total Enrollment 5,705

Gender	Male	2,238
	Female	3,467
	Unknown	0
Level	Undergrad	4,882
	Graduate	823
Status	Full-Time	4,833
	Part-Time	872

Students Enrolled in Remedial Courses

Math Only	211
English Only	231
Math & English	167

Enrollment by Type of Tuition Paid

In-State	
Undergraduate	3,293
Graduate	727
Out-of-State	
Undergraduate	1,589
Graduate	91
Non-Resident Exempt, paying In-State	
Undergraduate	0
Graduate	5

Financial Aid

Received	5,319
Not Received	386

Migration within Alabama Public Institutions

Transfer In	0
Transfer Out	198

Fall 2010
Montgomery, AL

Alabama State University



Institutional Student Profiles
Alabama Commission on Higher Education
www.ache.alabama.gov
Source: Alabama Statewide Student Database
Includes Credit Students Only

Origins of All Students

Florida	199
Georgia	597
Mississippi	50
Tennessee	39
Other US States and Territories	758
Non-US	42
From Alabama	4,020

Top Five Alabama Counties - Undergraduate Students

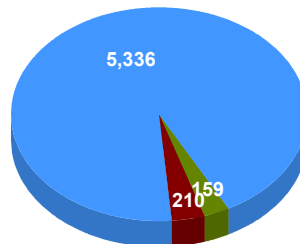
Montgomery	24%
Jefferson	10%
Mobile	6%
Dallas	3%
Macon	2%

Top Five Alabama Public - Feeder High Schools

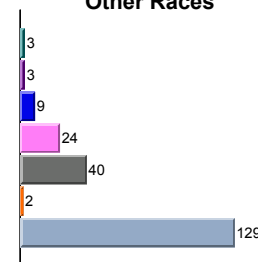
# of 2009-10 H.S. Graduates Enrolled.....	528	
Jefferson Davis	Montgomery County	42
Carver Senior	Montgomery County	31
Lee	Montgomery County	30
Lanier Senior	Montgomery County	25
Mattie T Blount	Mobile County	20

Race/Ethnicity

Race Summary



Expanded Detail of Other Races



Summary of 2009-2010 Completions

<1 Year	0
<2 Year	0
Associate	0
<4 Year	0
Baccalaureate	529
Post Baccalaureate	0
Master's	245
Post-Master's	31
Doctoral	54

Retention of 1st Time Degree-Seeking Freshmen

# of Fall 2009 Cohort Students.....	1,221
Enrolled or Completed Same Inst. FA 2010.....	62%
Enrolled Other AL Public Inst. FA 2010.....	5%

Enrollment

Total Enrollment 3,624

Gender	Male	1,271
	Female	2,353
	Unknown	0
Level	Undergrad	3,624
	Graduate	0
Status	Full-Time	1,572
	Part-Time	2,052

Students Enrolled in Remedial Courses

Math Only	0
English Only	0
Math & English	0

Enrollment by Type of Tuition Paid

In-State		
Undergraduate	3,477	
Graduate	0	
Out-of-State		
Undergraduate	147	
Graduate	0	
Non-Resident Exempt, paying In-State		
Undergraduate	0	
Graduate	0	

Financial Aid

Received	1,983
Not Received	1,641

Migration within Alabama Public Institutions

Transfer In	582
Transfer Out	36



Fall 2010
Athens, AL

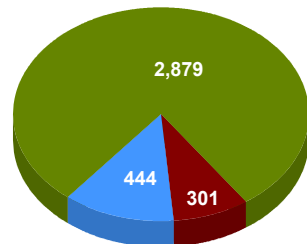
Athens State University



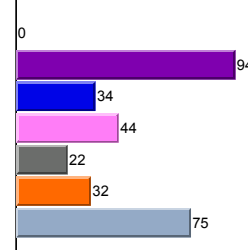
Institutional Student Profiles
Alabama Commission on Higher Education
www.ache.alabama.gov
Source: Alabama Statewide Student Database
Includes Credit Students Only

Race/Ethnicity

Race Summary



Expanded Detail of Other Races



African Am/Non-Hispanic	444
White / Non-Hispanic	2,879
Other Races	301

Native Hawaiian / Pacific Island	94
Am Indian/Alaskan Native	34
Asian	44
Hispanic	22
NR Alien	32
Multiracial Designations	75
Unknown / Not Reported	

Origins of All Students

Florida	4
Georgia	7
Mississippi	8
Tennessee	87
Other US States and Territories	12
Non-US	29
From Alabama	3,477

Top Five Alabama Counties - Undergraduate Students

Madison	27%
Limestone	12%
Morgan	11%
Cullman	7%
Marshall	5%

Top Five Alabama Public - Feeder High Schools

# of 2009-10 H.S. Graduates Enrolled	N/A
	N/A
	N/A
	N/A
	N/A
	N/A

Summary of 2009-2010 Completions

<1 Year	0
<2 Year	0
Associate	0
<4 Year	0
Baccalaureate	807
Post Baccalaureate	0
Master's	0
Post-Master's	0
Doctoral	0

Retention of 1st Time Degree-Seeking Freshmen

# of Fall 2009 Cohort Students	N/A
Enrolled or Completed Same Inst. FA 2010	N/A
Enrolled Other AL Public Inst. FA 2010	N/A

Enrollment

Total Enrollment **25,078**

Gender	Male	12,795
	Female	12,283
	Unknown	0
Level	Undergrad	20,221
	Graduate	4,857
Status	Full-Time	21,343
	Part-Time	3,735

Students Enrolled in Remedial Courses

Math Only	0
English Only	0
Math & English	0

Enrollment by Type of Tuition Paid

In-State	
Undergraduate	13,543
Graduate	2,102
Out-of-State	
Undergraduate	6,618
Graduate	1,478
Non-Resident Exempt, paying In-State	
Undergraduate	60
Graduate	1,277

Financial Aid

Received	13,936
Not Received	11,142

Migration within Alabama Public Institutions

Transfer In	1,242
Transfer Out	359



Fall 2010
Auburn, AL

Auburn University

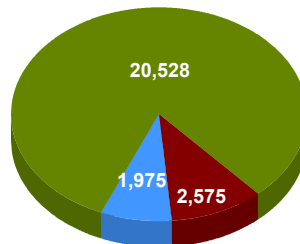


Institutional Student Profiles
Alabama Commission on Higher Education
www.ache.alabama.gov

Source: Alabama Statewide Student Database
Includes Credit Students Only

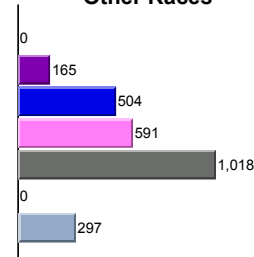
Race/Ethnicity

Race Summary



African Am/Non-Hispanic
White / Non-Hispanic
Other Races

Expanded Detail of Other Races



Native Hawaiian / Pacific Island
Am Indian/Alaskan Native
Asian
Hispanic
NR Alien
Multiracial Designations
Unknown / Not Reported

Origins of All Students

Florida	1,357
Georgia	3,306
Mississippi	151
Tennessee	781
Other US States and Territories	3,659
Non-US	1,058
From Alabama	14,766

Top Five Alabama Counties - Undergraduate Students

Jefferson	10%
Lee	7%
Madison	7%
Shelby	5%
Montgomery	4%

Top Five Alabama Public - Feeder High Schools

# of 2009-10 H.S. Graduates Enrolled	1,717	
Oak Mountain	Shelby County	102
Hoover	Hoover City	92
Auburn	Auburn City	85
Vestavia Hills	Vestavia Hills City	82
Huntsville	Huntsville City	77

Summary of 2009-2010 Completions

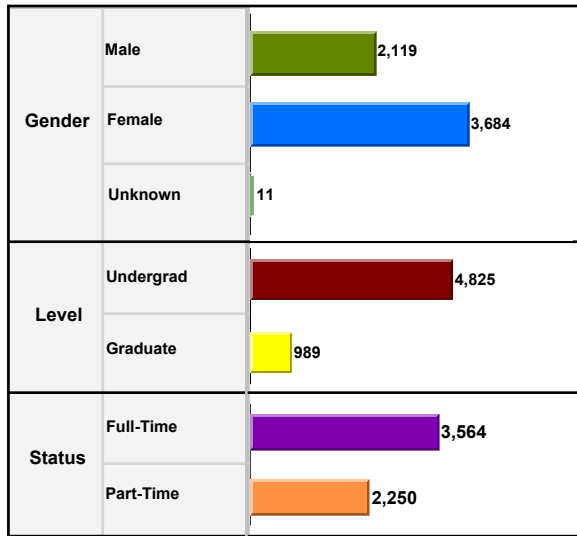
<1 Year	0
<2 Year	0
Associate	0
<4 Year	0
Baccalaureate	4,041
Post Baccalaureate	11
Master's	959
Post-Master's	25
Doctoral	430

Retention of 1st Time Degree-Seeking Freshmen

# of Fall 2009 Cohort Students	3,918
Enrolled or Completed Same Inst. FA 2010	87%
Enrolled Other AL Public Inst. FA 2010	3%

Enrollment

Total Enrollment 5,814



Students Enrolled in Remedial Courses

Math Only	502
English Only	129
Math & English	160

Enrollment by Type of Tuition Paid

In-State	
Undergraduate	4,522
Graduate	958
Out-of-State	
Undergraduate	277
Graduate	21
Non-Resident Exempt, paying In-State	
Undergraduate	26
Graduate	10

Financial Aid

Received	3,730
Not Received	2,084

Migration within Alabama Public Institutions

Transfer In	174
Transfer Out	309



Fall 2010
Montgomery, AL

Auburn University at Montgomery

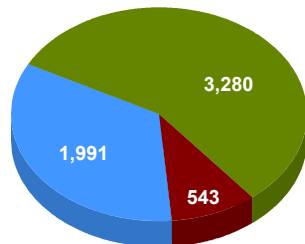


Institutional Student Profiles
Alabama Commission on Higher Education
www.ache.alabama.gov

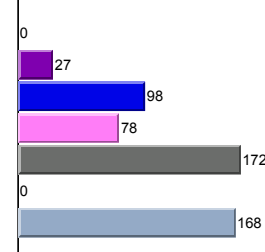
Source: Alabama Statewide Student Database
Includes Credit Students Only

Race/Ethnicity

Race Summary



Expanded Detail of Other Races



Origins of All Students

Florida	42
Georgia	80
Mississippi	9
Tennessee	13
Other US States and Territories	124
Non-US	221
From Alabama	5,325

Top Five Alabama Counties - Undergraduate Students

Montgomery	38%
Elmore	15%
Autauga	12%
Lee	4%
Dallas	2%

Top Five Alabama Public - Feeder High Schools

# of 2009-10 H.S. Graduates Enrolled.....	467	
Prattville	Autauga County	58
Jefferson Davis	Montgomery County	40
Lee	Montgomery County	36
Wetumpka	Elmore County	33
Stanhope Elmore	Elmore County	24

Summary of 2009-2010 Completions

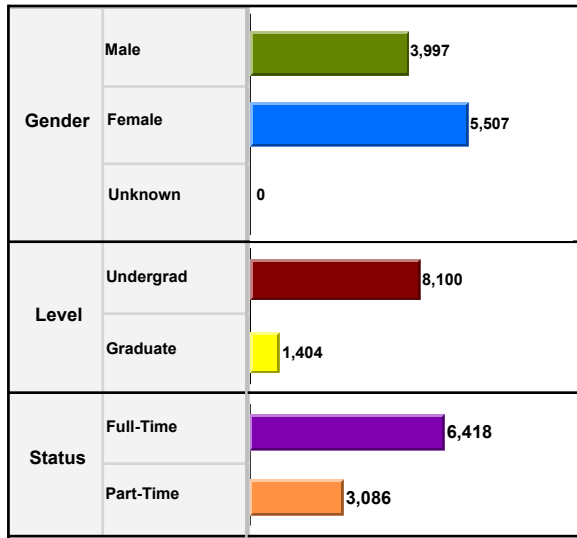
<1 Year	0
<2 Year	0
Associate	0
<4 Year	0
Baccalaureate	648
Post Baccalaureate	0
Master's	207
Post-Master's	35
Doctoral	0

Retention of 1st Time Degree-Seeking Freshmen

# of Fall 2009 Cohort Students.....	628
Enrolled or Completed Same Inst. FA 2010.....	55%
Enrolled Other AL Public Inst. FA 2010.....	16%

Enrollment

Total Enrollment **9,504**



Students Enrolled in Remedial Courses

Math Only	258
English Only	256
Math & English	127

Enrollment by Type of Tuition Paid

In-State	
Undergraduate	7,252
Graduate	1,220
Out-of-State	
Undergraduate	484
Graduate	110
Non-Resident Exempt, paying In-State	
Undergraduate	364
Graduate	74

Financial Aid

Received	6,916
Not Received	2,588

Migration within Alabama Public Institutions

Transfer In	652
Transfer Out	378



Fall 2010
Jacksonville, AL

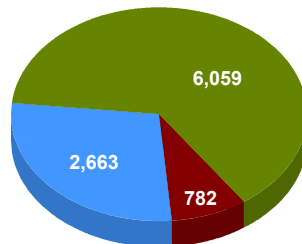
Jacksonville State University



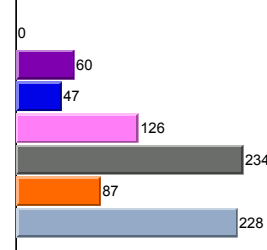
Institutional Student Profiles
Alabama Commission on Higher Education
www.ache.alabama.gov
Source: Alabama Statewide Student Database
Includes Credit Students Only

Race/Ethnicity

Race Summary



Expanded Detail of Other Races



Origins of All Students

Florida	42
Georgia	596
Mississippi	15
Tennessee	12
Other US States and Territories	165
Non-US	6
From Alabama	8,668

Top Five Alabama Counties - Undergraduate Students

UNKNOWN ALABAMA COUNTIES	58%
Calhoun	13%
Etowah	4%
Jefferson	4%
Talladega	2%

Top Five Alabama Public - Feeder High Schools

# of 2009-10 H.S. Graduates Enrolled	867	
Oxford	Oxford City	56
Jacksonville	Jacksonville City	36
Pleasant Valley	Calhoun County	21
Cherokee County	Cherokee County	18
Gadsden City	Gadsden City	18

Summary of 2009-2010 Completions

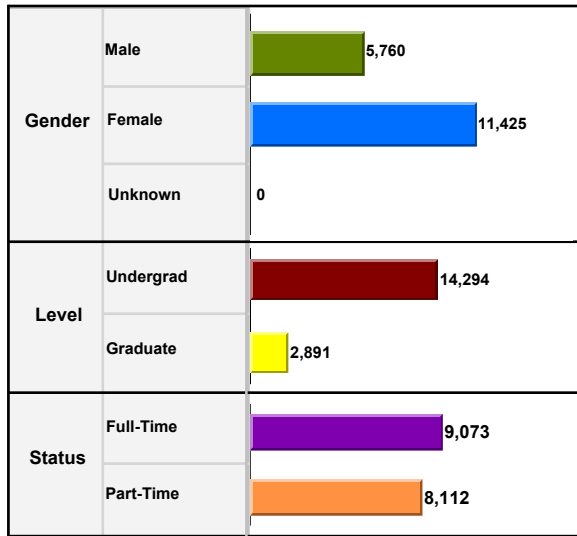
<1 Year	0
<2 Year	0
Associate	0
<4 Year	0
Baccalaureate	1,118
Post Baccalaureate	44
Master's	356
Post-Master's	106
Doctoral	0

Retention of 1st Time Degree-Seeking Freshmen

# of Fall 2009 Cohort Students	1,660
Enrolled or Completed Same Inst. FA 2010	66%
Enrolled Other AL Public Inst. FA 2010	8%

Enrollment

Total Enrollment **17,185**



Students Enrolled in Remedial Courses

Math Only	1,455
English Only	224
Math & English	239

Enrollment by Type of Tuition Paid

In-State	
Undergraduate	12,805
Graduate	2,264
Out-of-State	
Undergraduate	680
Graduate	218
Non-Resident Exempt, paying In-State	
Undergraduate	809
Graduate	409

Financial Aid

Received	14,584
Not Received	2,601

Migration within Alabama Public Institutions

Transfer In	848
Transfer Out	407



Fall 2010
Troy, AL

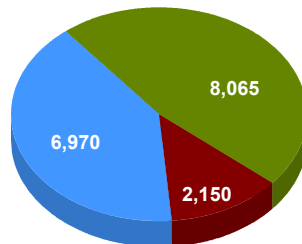
Troy University



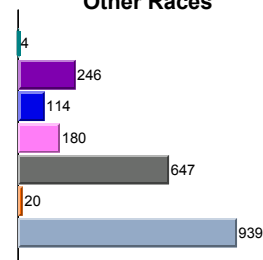
Institutional Student Profiles
Alabama Commission on Higher Education
www.ache.alabama.gov
Source: Alabama Statewide Student Database
Includes Credit Students Only

Race/Ethnicity

Race Summary



Expanded Detail of Other Races



Origins of All Students

Florida	485
Georgia	1,055
Mississippi	24
Tennessee	20
Other US States and Territories	251
Non-US	684
From Alabama	14,666

Top Five Alabama Counties - Undergraduate Students

Montgomery	21%
Houston	8%
Pike	7%
Elmore	5%
Autauga	4%

Top Five Alabama Public - Feeder High Schools

# of 2009-10 H.S. Graduates Enrolled	938	
Charles Henderson	Troy City	57
Enterprise	Enterprise City	30
Northview	Dothan City	28
Prattville	Autauga County	28
Dothan	Dothan City	22

Summary of 2009-2010 Completions

<1 Year	0
<2 Year	0
Associate	208
<4 Year	0
Baccalaureate	1,613
Post Baccalaureate	0
Master's	774
Post-Master's	54
Doctoral	0

Retention of 1st Time Degree-Seeking Freshmen

# of Fall 2009 Cohort Students	2,454
Enrolled or Completed Same Inst. FA 2010	64%
Enrolled Other AL Public Inst. FA 2010	8%

Enrollment

Total Enrollment 30,232

Gender	Male	14,147
	Female	16,085
	Unknown	0
Level	Undergrad	24,884
	Graduate	5,348
Status	Full-Time	25,960
	Part-Time	4,272

Students Enrolled in Remedial Courses

Math Only	694
English Only	0
Math & English	0

Enrollment by Type of Tuition Paid

In-State	
Undergraduate	17,557
Graduate	3,444
Out-of-State	
Undergraduate	7,264
Graduate	1,894
Non-Resident Exempt, paying In-State	
Undergraduate	63
Graduate	10

Financial Aid

Received	19,237
Not Received	10,995

Migration within Alabama Public Institutions

Transfer In	1,563
Transfer Out	363

Fall 2010
Tuscaloosa, AL

University of Alabama

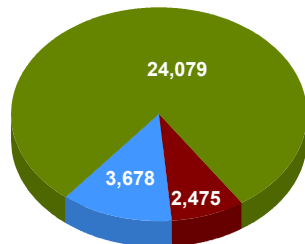


Institutional Student Profiles
Alabama Commission on Higher Education
www.ache.alabama.gov

Source: Alabama Statewide Student Database
Includes Credit Students Only

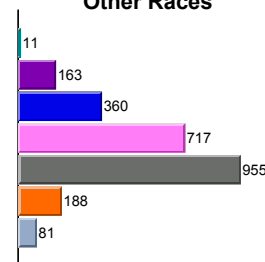
Race/Ethnicity

Race Summary



African Am/Non-Hispanic
White / Non-Hispanic
Other Races

Expanded Detail of Other Races



Native Hawaiian / Pacific Island
Am Indian/Alaskan Native
Asian
Hispanic
NR Alien
Multiracial Designations
Unknown / Not Reported

Origins of All Students

Florida	1,033
Georgia	2,219
Mississippi	389
Tennessee	950
Other US States and Territories	4,641
Non-US	874
From Alabama	20,126

Top Five Alabama Counties - Undergraduate Students

Jefferson	15%
Tuscaloosa	10%
Madison	6%
Shelby	5%
Mobile	4%

Top Five Alabama Public - Feeder High Schools

# of 2009-10 H.S. Graduates Enrolled.....	2,387	
Oak Mountain	Shelby County	119
Bob Jones	Madison City	114
Mountain Brook	Mountain Brook City	112
Vestavia Hills	Vestavia Hills City	109
Hoover	Hoover City	87

Summary of 2009-2010 Completions

<1 Year	0
<2 Year	0
Associate	0
<4 Year	0
Baccalaureate	4,284
Post Baccalaureate	0
Master's	1,287
Post-Master's	52
Doctoral	380

Retention of 1st Time Degree-Seeking Freshmen

# of Fall 2009 Cohort Students.....	5,136
Enrolled or Completed Same Inst. FA 2010.....	84%
Enrolled Other AL Public Inst. FA 2010.....	5%

Enrollment

Total Enrollment **17,553**

Gender	Male	6,967
	Female	10,565
	Unknown	21
Level	Undergrad	11,036
	Graduate	6,517
Status	Full-Time	11,887
	Part-Time	5,666

Students Enrolled in Remedial Courses

Math Only	445
English Only	96
Math & English	43

Enrollment by Type of Tuition Paid

In-State	
Undergraduate	9,896
Graduate	4,504
Out-of-State	
Undergraduate	897
Graduate	866
Non-Resident Exempt, paying In-State	
Undergraduate	243
Graduate	1,147

Financial Aid

Received	9,813
Not Received	7,740

Migration within Alabama Public Institutions

Transfer In	1,003
Transfer Out	305



Fall 2010
Birmingham, AL

University of Alabama at Birmingham

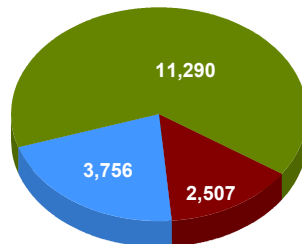


Institutional Student Profiles
Alabama Commission on Higher Education
www.ache.alabama.gov

Source: Alabama Statewide Student Database
Includes Credit Students Only

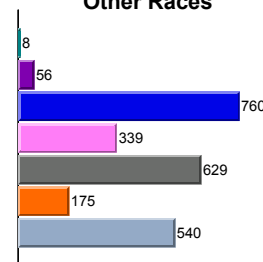
Race/Ethnicity

Race Summary



African Am/Non-Hispanic
White / Non-Hispanic
Other Races

Expanded Detail of Other Races



Native Hawaiian / Pacific Island
Am Indian/Alaskan Native
Asian
Hispanic
NR Alien
Multiracial Designations
Unknown / Not Reported

Origins of All Students

Florida	199
Georgia	468
Mississippi	273
Tennessee	183
Other US States and Territories	1,063
Non-US	641
From Alabama	14,726

Top Five Alabama Counties - Undergraduate Students

Jefferson	43%
Shelby	11%
Madison	6%
St Clair	3%
Montgomery	3%

Top Five Alabama Public - Feeder High Schools

# of 2009-10 H.S. Graduates Enrolled	1,116	
Hoover	Hoover City	60
Bob Jones	Madison City	54
Hewitt-Trussville	Trussville City	36
Pelham	Shelby County	32
Shades Valley	Jefferson County	31

Summary of 2009-2010 Completions

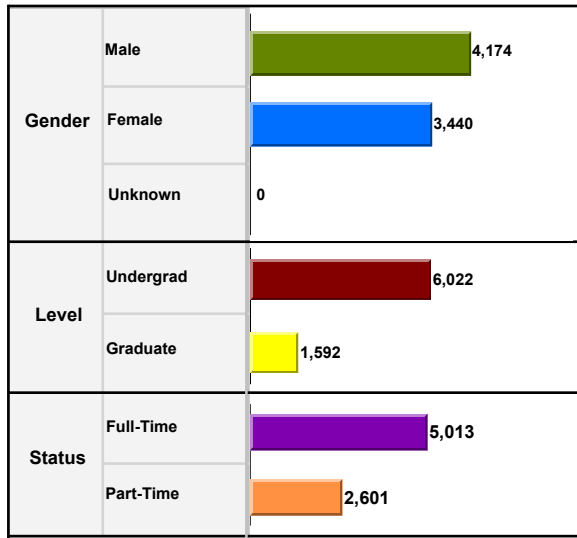
<1 Year	0
<2 Year	16
Associate	0
<4 Year	0
Baccalaureate	1,921
Post Baccalaureate	21
Master's	1,297
Post-Master's	42
Doctoral	487

Retention of 1st Time Degree-Seeking Freshmen

# of Fall 2009 Cohort Students	1,517
Enrolled or Completed Same Inst. FA 2010	79%
Enrolled Other AL Public Inst. FA 2010	8%

Enrollment

Total Enrollment 7,614



Students Enrolled in Remedial Courses

Math Only	219
English Only	0
Math & English	0

Enrollment by Type of Tuition Paid

In-State	
Undergraduate	5,266
Graduate	1,248
Out-of-State	
Undergraduate	494
Graduate	123
Non-Resident Exempt, paying In-State	
Undergraduate	262
Graduate	221

Financial Aid

Received	4,403
Not Received	3,211


Migration within Alabama Public Institutions

Transfer In	419
Transfer Out	228



Fall 2010
Huntsville, AL

University of Alabama in Huntsville

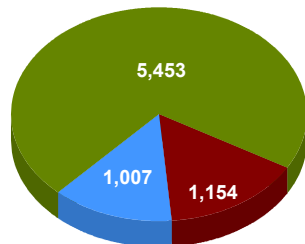


Institutional Student Profiles
Alabama Commission on Higher Education
www.ache.alabama.gov

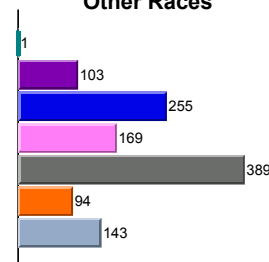
Source: Alabama Statewide Student Database
Includes Credit Students Only

Race/Ethnicity

Race Summary



Expanded Detail of Other Races



Origins of All Students

Florida	26
Georgia	57
Mississippi	15
Tennessee	425
Other US States and Territories	347
Non-US	414
From Alabama	6,330

Top Five Alabama Counties - Undergraduate Students

Madison	50%
Morgan	6%
Limestone	4%
UNKNOWN ALABAMA COUNTIES	4%
Marshall	4%

Top Five Alabama Public - Feeder High Schools

# of 2009-10 H.S. Graduates Enrolled.....	385	
Bob Jones	Madison City	45
Virgil Grissom	Huntsville City	31
Sparkman	Madison County	30
Huntsville	Huntsville City	20
Buckhorn	Madison County	16

Summary of 2009-2010 Completions

<1 Year	0
<2 Year	0
Associate	0
<4 Year	0
Baccalaureate	933
Post Baccalaureate	20
Master's	364
Post-Master's	5
Doctoral	38

Retention of 1st Time Degree-Seeking Freshmen

# of Fall 2009 Cohort Students.....	800
Enrolled or Completed Same Inst. FA 2010.....	74%
Enrolled Other AL Public Inst. FA 2010.....	11%

Enrollment

Total Enrollment **3,050**

Gender	Male	963
	Female	2,087
	Unknown	0
Level	Undergrad	2,544
	Graduate	506
Status	Full-Time	2,467
	Part-Time	583

Students Enrolled in Remedial Courses

Math Only	0
English Only	0
Math & English	0

Enrollment by Type of Tuition Paid

In-State	
Undergraduate	2,380
Graduate	494
Out-of-State	
Undergraduate	164
Graduate	12
Non-Resident Exempt, paying In-State	
Undergraduate	0
Graduate	0

Financial Aid

Received	2,218
Not Received	832

Migration within Alabama Public Institutions

Transfer In	187
Transfer Out	104



Fall 2010
Montevallo, AL

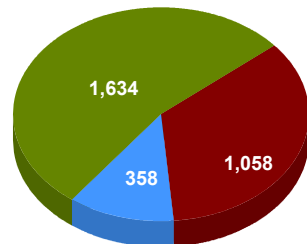
University of Montevallo



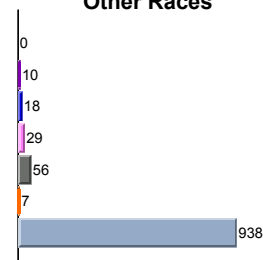
Institutional Student Profiles
Alabama Commission on Higher Education
www.ache.alabama.gov
Source: Alabama Statewide Student Database
Includes Credit Students Only

Race/Ethnicity

Race Summary



Expanded Detail of Other Races



African Am/Non-Hispanic	358
White / Non-Hispanic	1,634
Other Races	1,058

Native Hawaiian / Pacific Island	7
Am Indian/Alaskan Native	29
Asian	18
Hispanic	10
NR Alien	56
Multiracial Designations	938
Unknown / Not Reported	0

Origins of All Students

Florida	24
Georgia	22
Mississippi	9
Tennessee	11
Other US States and Territories	72
Non-US	59
From Alabama	2,853

Top Five Alabama Counties - Undergraduate Students

Shelby	31%
Jefferson	23%
Chilton	6%
Madison	5%
Bibb	2%

Top Five Alabama Public - Feeder High Schools

# of 2009-10 H.S. Graduates Enrolled	288	
Thompson	Shelby County	28
Vestavia Hills	Vestavia Hills City	18
Pelham	Shelby County	15
Hoover	Hoover City	12
Shades Valley	Jefferson County	9

Summary of 2009-2010 Completions

<1 Year	0
<2 Year	0
Associate	0
<4 Year	0
Baccalaureate	441
Post Baccalaureate	0
Master's	148
Post-Master's	32
Doctoral	0

Retention of 1st Time Degree-Seeking Freshmen

# of Fall 2009 Cohort Students	430
Enrolled or Completed Same Inst. FA 2010	70%
Enrolled Other AL Public Inst. FA 2010	10%

Enrollment

Total Enrollment 7,289

Gender	Male	3,108
	Female	4,180
	Unknown	1
Level	Undergrad	6,247
	Graduate	1,042
Status	Full-Time	5,445
	Part-Time	1,844

Students Enrolled in Remedial Courses

Math Only	88
English Only	79
Math & English	29

Enrollment by Type of Tuition Paid

In-State	
Undergraduate	4,895
Graduate	600
Out-of-State	
Undergraduate	563
Graduate	332
Non-Resident Exempt, paying In-State	
Undergraduate	789
Graduate	110

Financial Aid

Received	4,512
Not Received	2,777

Migration within Alabama Public Institutions

Transfer In	212
Transfer Out	329



Fall 2010
Florence, AL

University of North Alabama

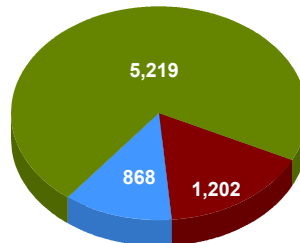


Institutional Student Profiles
Alabama Commission on Higher Education
www.ache.alabama.gov

Source: Alabama Statewide Student Database
Includes Credit Students Only

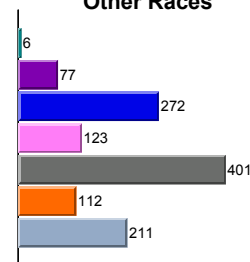
Race/Ethnicity

Race Summary



African Am/Non-Hispanic	868
White / Non-Hispanic	5,219
Other Races	1,202

Expanded Detail of Other Races



Native Hawaiian / Pacific Island	6
Am Indian/Alaskan Native	77
Asian	272
Hispanic	123
NR Alien	401
Multiracial Designations	112
Unknown / Not Reported	211

Origins of All Students

Florida	72
Georgia	53
Mississippi	334
Tennessee	486
Other US States and Territories	180
Non-US	701
From Alabama	5,463

Top Five Alabama Counties - Undergraduate Students

Lauderdale	26%
Colbert	11%
Madison	9%
Morgan	5%
Limestone	4%

Top Five Alabama Public - Feeder High Schools

# of 2009-10 H.S. Graduates Enrolled	745	
Florence	Florence City	56
Muscle Shoals	Muscle Shoals City	51
Athens	Athens City	28
Brooks	Lauderdale County	24
Hazel Green	Madison County	23

Summary of 2009-2010 Completions

<1 Year	0
<2 Year	0
Associate	0
<4 Year	0
Baccalaureate	915
Post Baccalaureate	0
Master's	389
Post-Master's	9
Doctoral	0

Retention of 1st Time Degree-Seeking Freshmen

# of Fall 2009 Cohort Students	1,120
Enrolled or Completed Same Inst. FA 2010	66%
Enrolled Other AL Public Inst. FA 2010	11%

Enrollment

Total Enrollment **14,776**

Gender	Male	5,854
	Female	8,922
	Unknown	0
Level	Undergrad	11,758
	Graduate	3,018
Status	Full-Time	11,200
	Part-Time	3,576

Students Enrolled in Remedial Courses

Math Only	320
English Only	30
Math & English	25

Enrollment by Type of Tuition Paid

In-State	
Undergraduate	9,381
Graduate	1,688
Out-of-State	
Undergraduate	956
Graduate	1,089
Non-Resident Exempt, paying In-State	
Undergraduate	1,421
Graduate	241

Financial Aid

Received	9,702
Not Received	5,074

Migration within Alabama Public Institutions

Transfer In	500
Transfer Out	281



Fall 2010
Mobile, AL

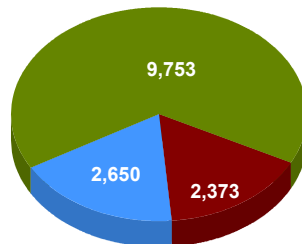
University of South Alabama



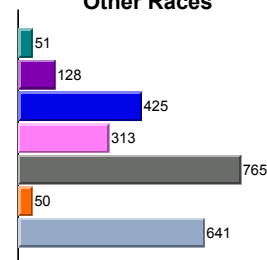
Institutional Student Profiles
Alabama Commission on Higher Education
www.ache.alabama.gov
Source: Alabama Statewide Student Database
Includes Credit Students Only

Race/Ethnicity

Race Summary



Expanded Detail of Other Races



Origins of All Students

Florida	677
Georgia	191
Mississippi	1,413
Tennessee	58
Other US States and Territories	1,079
Non-US	827
From Alabama	10,531

Top Five Alabama Counties - Undergraduate Students

Mobile	53%
Baldwin	10%
Jefferson	2%
Clarke	1%
Montgomery	1%

Top Five Alabama Public - Feeder High Schools

# of 2009-10 H.S. Graduates Enrolled	1,005	
Murphy	Mobile County	103
Baker	Mobile County	100
Mary G Montgomery	Mobile County	73
WP Davidson	Mobile County	56
Satsuma	Mobile County	51

Summary of 2009-2010 Completions

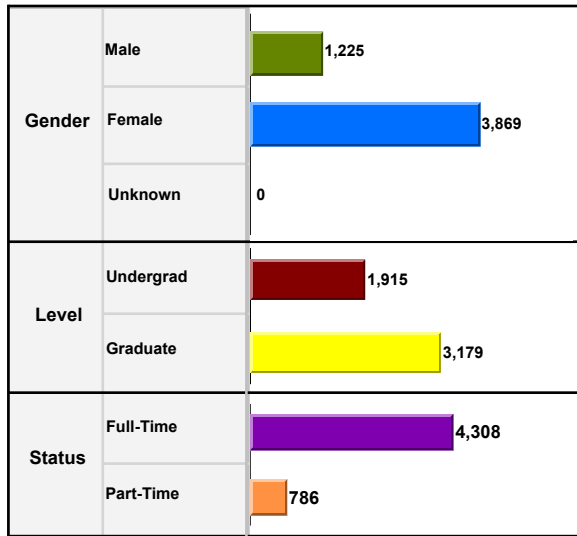
<1 Year	64
<2 Year	55
Associate	0
<4 Year	27
Baccalaureate	1,581
Post Baccalaureate	0
Master's	694
Post-Master's	28
Doctoral	178

Retention of 1st Time Degree-Seeking Freshmen

# of Fall 2009 Cohort Students	1,837
Enrolled or Completed Same Inst. FA 2010	65%
Enrolled Other AL Public Inst. FA 2010	8%

Enrollment

Total Enrollment 5,094



Students Enrolled in Remedial Courses

Math Only	78
English Only	61
Math & English	46

Enrollment by Type of Tuition Paid

In-State	
Undergraduate	1,602
Graduate	1,960
Out-of-State	
Undergraduate	0
Graduate	0
Non-Resident Exempt, paying In-State	
Undergraduate	313
Graduate	1,219

Financial Aid

Received	3,846
Not Received	1,248

Migration within Alabama Public Institutions

Transfer In	134
Transfer Out	82



Fall 2010
Livingston, AL

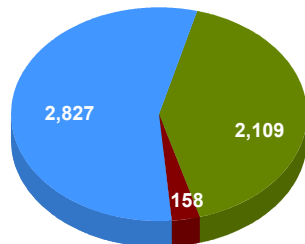
University of West Alabama



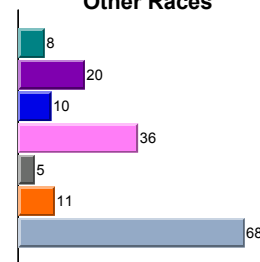
Institutional Student Profiles
Alabama Commission on Higher Education
www.ache.alabama.gov
Source: Alabama Statewide Student Database
Includes Credit Students Only

Race/Ethnicity

Race Summary



Expanded Detail of Other Races



Origins of All Students

Florida	61
Georgia	259
Mississippi	856
Tennessee	54
Other US States and Territories	290
Non-US	12
From Alabama	3,562

Top Five Alabama Counties - Undergraduate Students

Sumter	36%
Marengo	10%
Tuscaloosa	7%
Choctaw	4%
Jefferson	3%

Top Five Alabama Public - Feeder High Schools

# of 2009-10 H.S. Graduates Enrolled.....	232	
Demopolis	Demopolis City	27
Livingston	Sumter County	15
Sweet Water	Marengo County	8
Paul W Bryant	Tuscaloosa City	7
Linden	Linden City	6

Summary of 2009-2010 Completions

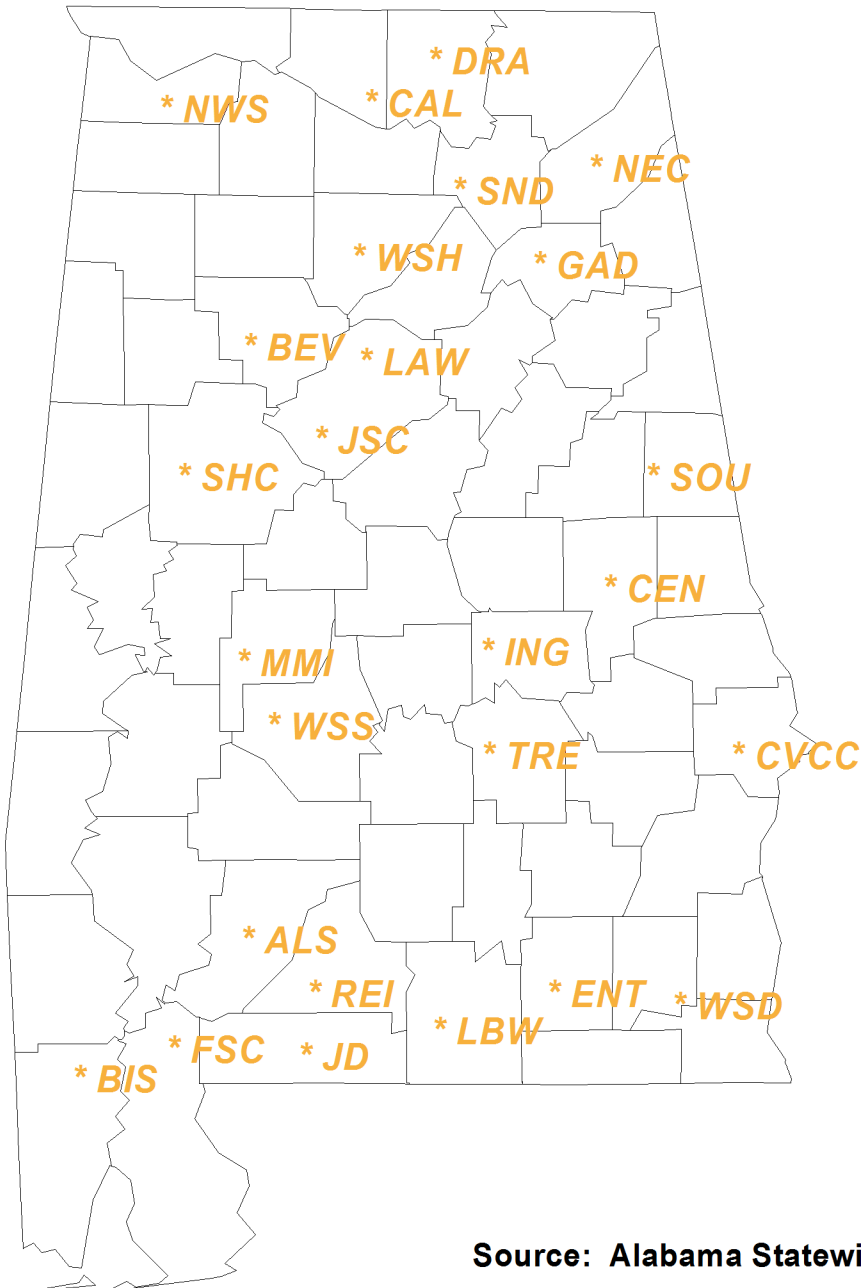
<1 Year	0
<2 Year	0
Associate	51
<4 Year	0
Baccalaureate	199
Post Baccalaureate	0
Master's	944
Post-Master's	0
Doctoral	0

Retention of 1st Time Degree-Seeking Freshmen

# of Fall 2009 Cohort Students.....	274
Enrolled or Completed Same Inst. FA 2010.....	57%
Enrolled Other AL Public Inst. FA 2010.....	12%

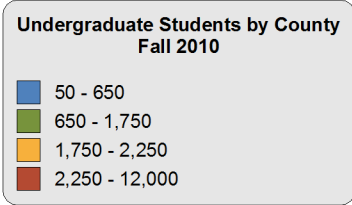
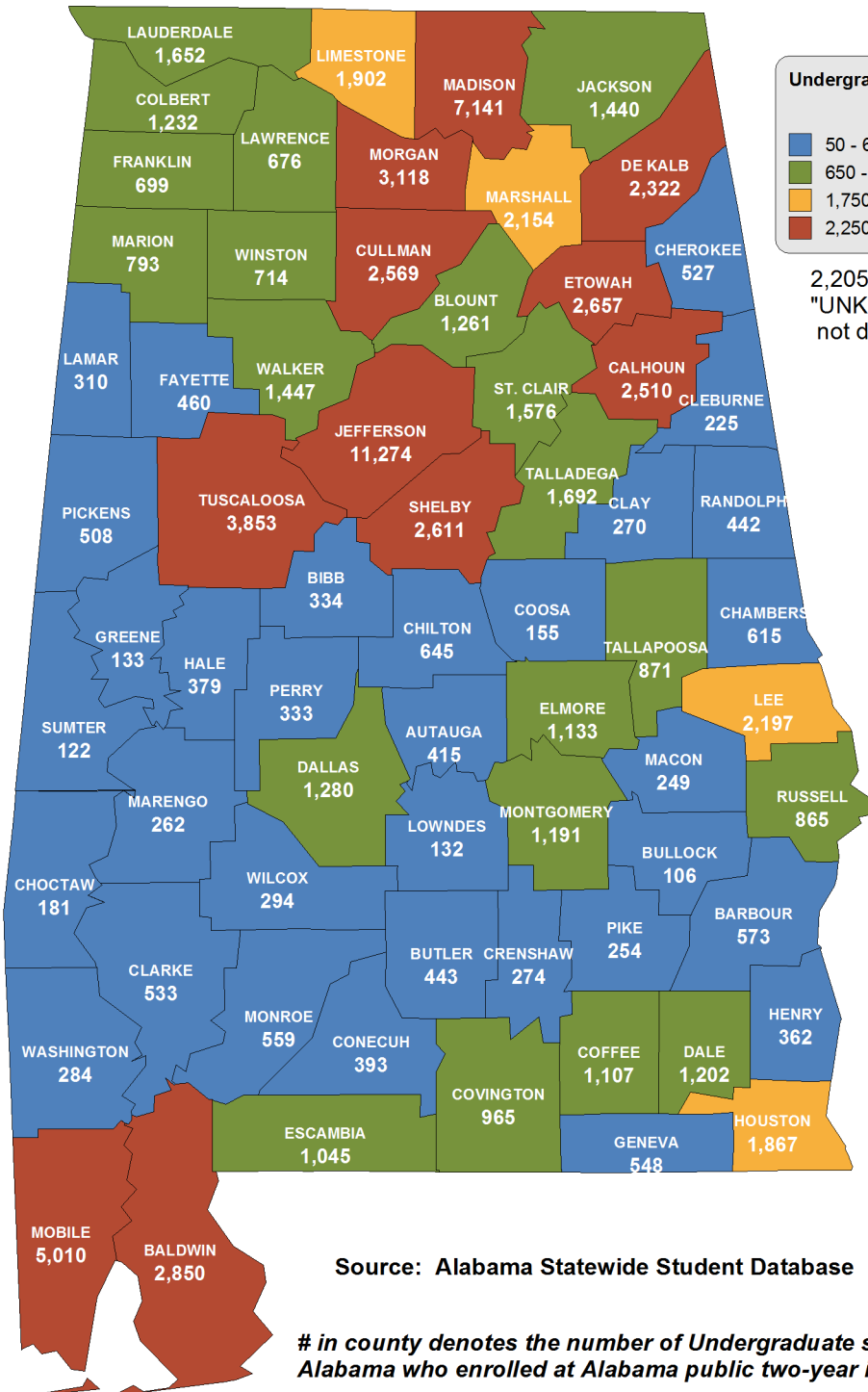
ALABAMA COMMISSION ON HIGHER EDUCATION INSTITUTIONAL STUDENT PROFILES FALL 2010

ALL PUBLIC 2-YEAR INSTITUTIONS



- Alabama Southern Community College (ALS)
- Bevill State Community College (BEV)
- Bishop State Community College (BIS)
- Calhoun State Community College (CAL)
- Central Alabama Community College (CEN)
- Chattahoochee Valley Community College (CVCC)
- Drake State Technical College (DRA)
- Enterprise State Community College (ENT)
- Faulkner State Community College (FSC)
- Gadsden State Community College (GAD)
- Ingram State Technical College (ING)
- Jefferson Davis Community College (JD)
- Jefferson State Community College (JSC)
- Lawson State Community College (LAW)
- Lurleen B. Wallace Community College (LBW)
- Marion Military Institute (MMI)
- Northeast Alabama Community College (NEC)
- Northwest-Shoals Community College (NWS)
- Reid State Technical College (REI)
- Shelton State Community College (SHC)
- Snead State Community College (SND)
- Southern Union State Community College (SOU)
- Trenholm State Technical College (TRE)
- Wallace State Community College Dothan (WSD)
- Wallace State Community College Hanceville (WSH)
- Wallace State Community College Selma (WSS)

Source: Alabama Statewide Student Database



2,205 students with an "UNKNOWN" county are not depicted on this map.

ALL ALABAMA PUBLIC 2-YEAR INSTITUTIONS UNDERGRADUATE ENROLLMENT ONLY

UNDERGRADUATE STUDENTS


Total: 98,477
From Alabama: 90,401

Source: Alabama Statewide Student Database

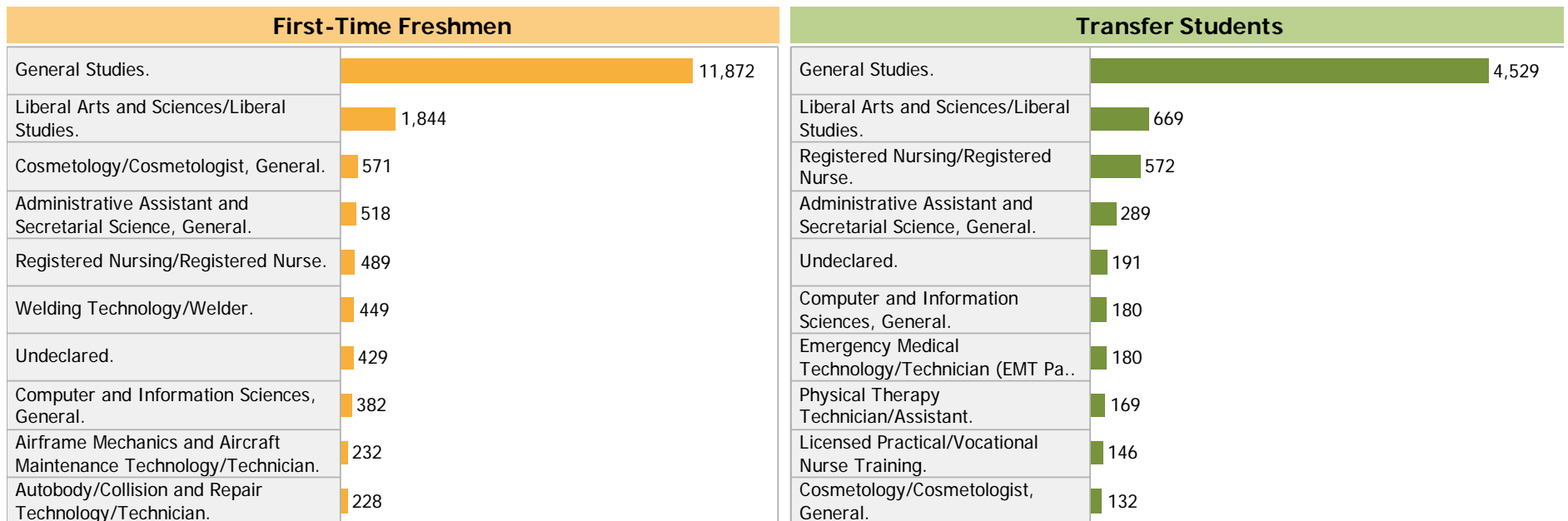
in county denotes the number of Undergraduate students from Alabama who enrolled at Alabama public two-year institutions FA 2010.



ACHE Summary of Top 10 Majors of Students Enrolled Fall 2010 at 2YR Public Institutions (Total Number of Students at Alabama Public 2YR Institutions was 98,477)



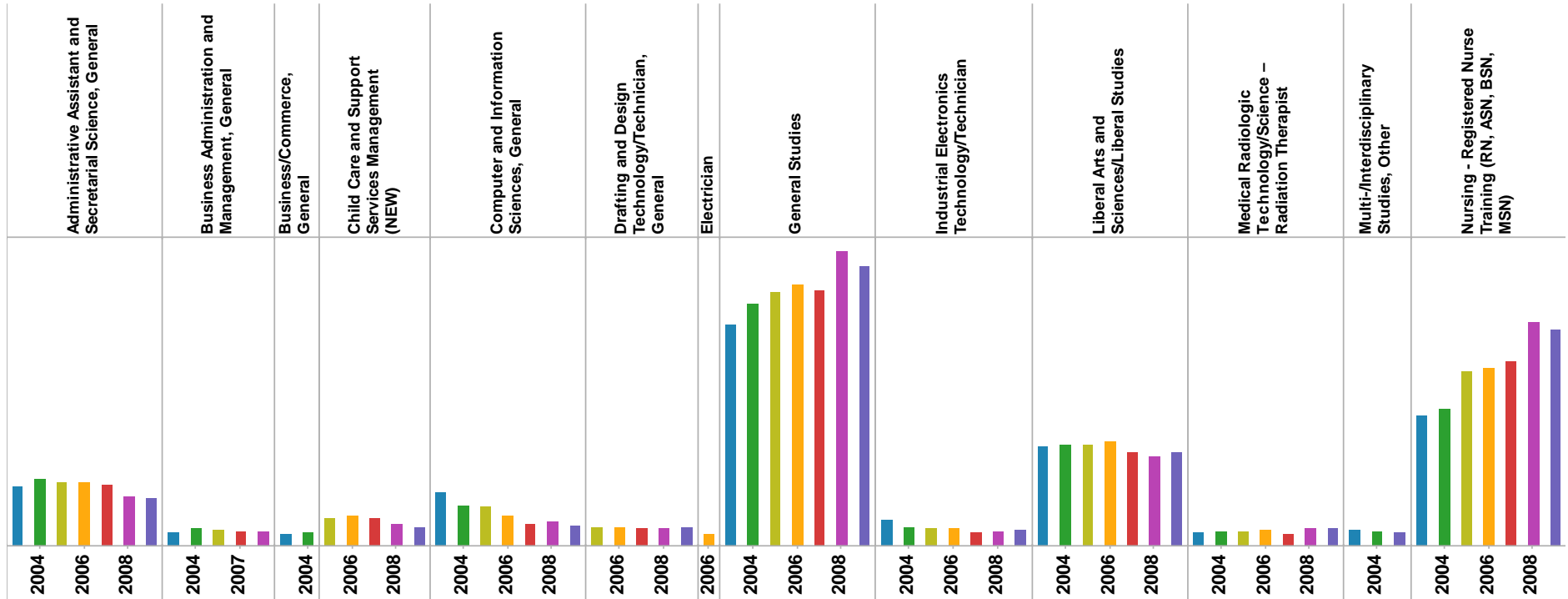
Number of undergraduate students enrolled at Alabama public 2YR institutions was 98,477.



Number of first-time freshmen enrolled at Alabama public 2YR institutions was 21,730.

Number of transfer students enrolled at Alabama public 2YR institutions was 9,116.

ALABAMA COMMISSION ON HIGHER EDUCATION
Top Areas of Associate Degrees Conferred 2003 through 2009
Alabama Public Institutions



Top Areas of Associate Degrees Conferred

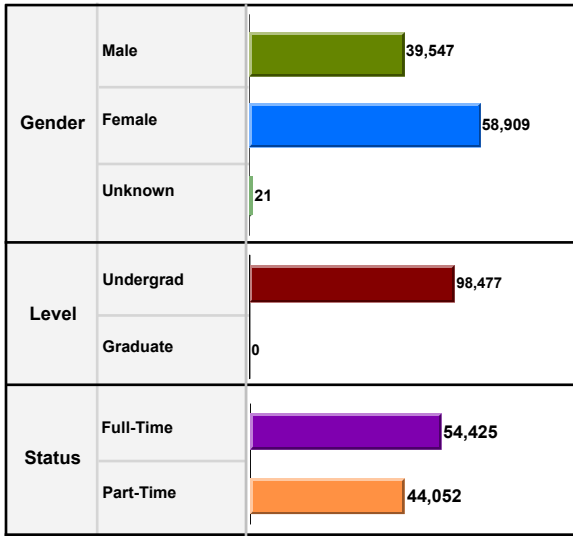
Major	2003	2004	2005	2006	2007	2008	2009
Administrative Assistant and Secretarial Science, General	483	546	521	523	497	408	394
Business Administration and Management, General	112	140	125		114	117	
Business/Commerce, General	99	106					
Child Care and Support Services Management (NEW)			225	249	224	172	154
Computer and Information Sciences, General	438	332	321	246	177	197	168
Drafting and Design Technology/Technician, General			159	149	147	139	153
Electrician				95			
General Studies	1,809	1,993	2,083	2,142	2,099	2,413	2,293
Industrial Electronics Technology/Technician	209	153	144	139	111	118	132
Liberal Arts and Sciences/Liberal Studies	820	824	830	854	764	731	768
Medical Radiologic Technology/Science – Radiation Therapist	106	123	119	125	100	143	144
Multi-/Interdisciplinary Studies, Other	125	115					112
Nursing - Registered Nurse Training (RN, ASN, BSN, MSN)	1,069	1,125	1,429	1,460	1,510	1,840	1,780

Notes: (1.) A blank space indicates item was not in Top 10 for the specified year. (2.) Includes only Associate levels of completions. (3.) There was a fluctuation of Top 10 Areas of Associate Degrees Conferred over the 7-year time span with a total of 13 areas identified; all areas were not in Top 10 each year.

Source: Alabama Statewide Student Database.

Enrollment

Total Enrollment 98,477



Students Enrolled in Remedial Courses

Math Only 11,398
 English Only 3,421
 Math & English 5,742

Enrollment by Type of Tuition Paid

In-State
 Undergraduate 93,477
 Graduate 0
Out-of-State
 Undergraduate 2,278
 Graduate 0
Non-Resident Exempt, paying In-State
 Undergraduate 2,722
 Graduate 0

Financial Aid

Received 65,155
 Not Received 33,322

Migration within Alabama Public Institutions

Transfer In 4,474
 Transfer Out 8,621



Fall 2010
ALABAMA

Two-Year Public Institutions



Institutional Student Profiles
 Alabama Commission on Higher Education
www.ache.alabama.gov

Source: Alabama Statewide Student Database
 Includes Credit Students Only

Origins of All Students

Florida 794
 Georgia 1,372
 Mississippi 346
 Tennessee 418
 Other US States and Territories 727
 Non-US 4,419
 From Alabama 90,401

Top Five Alabama Counties - Undergraduate Students

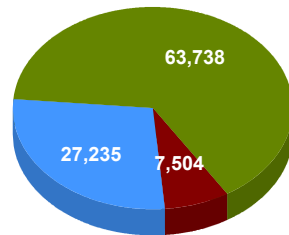
Jefferson 11%
 Madison 7%
 Mobile 5%
 Tuscaloosa 4%
 Baldwin 3%

Top Five Alabama Public - Feeder High Schools

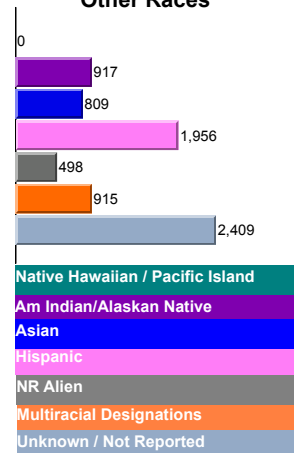
of 2009-10 H.S. Graduates Enrolled..... 12,585
 Tuscaloosa County Tuscaloosa County 145
 Bob Jones Madison City 138
 Enterprise Enterprise City 138
 Sparkman Madison County 138
 Benjamin Russell Alexander City 117

Race/Ethnicity

Race Summary



Expanded Detail of Other Races



Summary of 2009-2010 Completions

<1 Year 2,803
 <2 Year 2,051
 Associate 8,100
 <4 Year 0
 Baccalaureate 0
 Post Baccalaureate 0
 Master's 0
 Post-Master's 0
 Doctoral 0

Retention of 1st Time Degree-Seeking Freshmen

of Fall 2009 Cohort Students..... 22,460
 Enrolled or Completed Same Inst. FA 2010..... 52%
 Enrolled Other AL Public Inst. FA 2010 5%

Enrollment

Total Enrollment 1,504

Gender	Male	527
	Female	977
	Unknown	0
Level	Undergrad	1,504
	Graduate	0
Status	Full-Time	979
	Part-Time	525

Students Enrolled in Remedial Courses

Math Only	158
English Only	109
Math & English	147

Enrollment by Type of Tuition Paid

In-State	
Undergraduate	1,454
Graduate	0
Out-of-State	
Undergraduate	41
Graduate	0
Non-Resident Exempt, paying In-State	
Undergraduate	9
Graduate	0

Financial Aid

Received	1,126
Not Received	378

Migration within Alabama Public Institutions

Transfer In	65
Transfer Out	211



Fall 2010
Monroeville, AL

Alabama Southern Community College

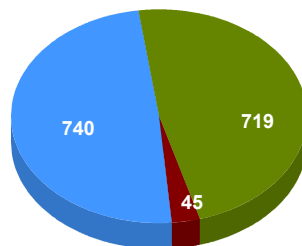


Institutional Student Profiles
Alabama Commission on Higher Education
www.ache.alabama.gov

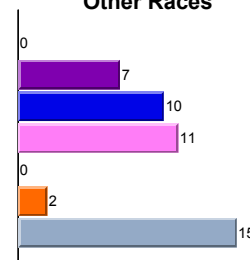
Source: Alabama Statewide Student Database
Includes Credit Students Only

Race/Ethnicity

Race Summary



Expanded Detail of Other Races



Origins of All Students

Florida	19
Georgia	17
Mississippi	11
Tennessee	0
Other US States and Territories	7
Non-US	161
From Alabama	1,289

Top Five Alabama Counties - Undergraduate Students

Clarke	28%
Monroe	18%
Wilcox	10%
Choctaw	8%
Washington	7%

Top Five Alabama Public - Feeder High Schools

# of 2009-10 H.S. Graduates Enrolled.....	268	
Thomasville	Thomasville City	37
Wilcox Central	Wilcox County	34
Excel	Monroe County	31
Monroe County	Monroe County	28
Clarke County	Clarke County	22

Summary of 2009-2010 Completions

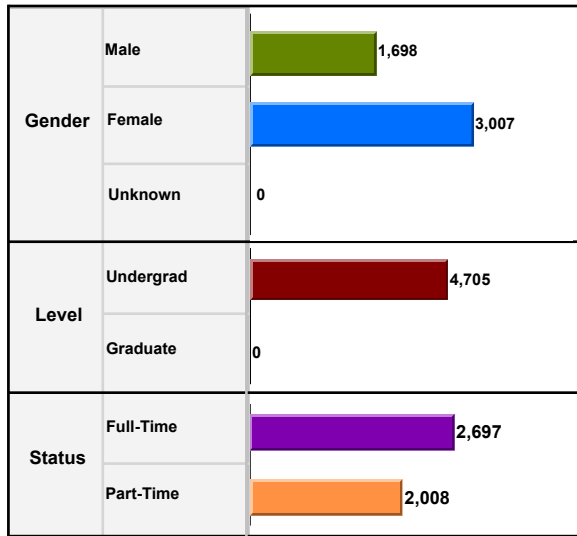
<1 Year	27
<2 Year	38
Associate	134
<4 Year	0
Baccalaureate	0
Post Baccalaureate	0
Master's	0
Post-Master's	0
Doctoral	0

Retention of 1st Time Degree-Seeking Freshmen

# of Fall 2009 Cohort Students.....	455
Enrolled or Completed Same Inst. FA 2010.....	46%
Enrolled Other AL Public Inst. FA 2010.....	8%

Enrollment

Total Enrollment **4,705**



Students Enrolled in Remedial Courses

Math Only	702
English Only	175
Math & English	347

Enrollment by Type of Tuition Paid

In-State	
Undergraduate	4,526
Graduate	0
Out-of-State	
Undergraduate	28
Graduate	0
Non-Resident Exempt, paying In-State	
Undergraduate	151
Graduate	0

Financial Aid

Received	3,450
Not Received	1,255

Migration within Alabama Public Institutions

Transfer In	164
Transfer Out	192



Fall 2010
Sumiton, AL

Bevill State Community College

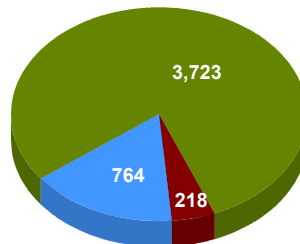


Institutional Student Profiles
Alabama Commission on Higher Education
www.ache.alabama.gov

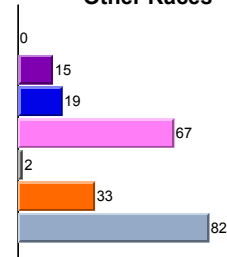
Source: Alabama Statewide Student Database
Includes Credit Students Only

Race/Ethnicity

Race Summary



Expanded Detail of Other Races



Origins of All Students

Florida	1
Georgia	6
Mississippi	154
Tennessee	3
Other US States and Territories	11
Non-US	756
From Alabama	3,774

Top Five Alabama Counties - Undergraduate Students

Walker	26%
Marion	13%
Jefferson	10%
Fayette	8%
Pickens	7%

Top Five Alabama Public - Feeder High Schools

# of 2009-10 H.S. Graduates Enrolled	791	
Walker	Jasper City	66
Curry	Walker County	63
Dora	Walker County	57
Fayette County	Fayette County	41
Winfield	Winfield City	41

Summary of 2009-2010 Completions

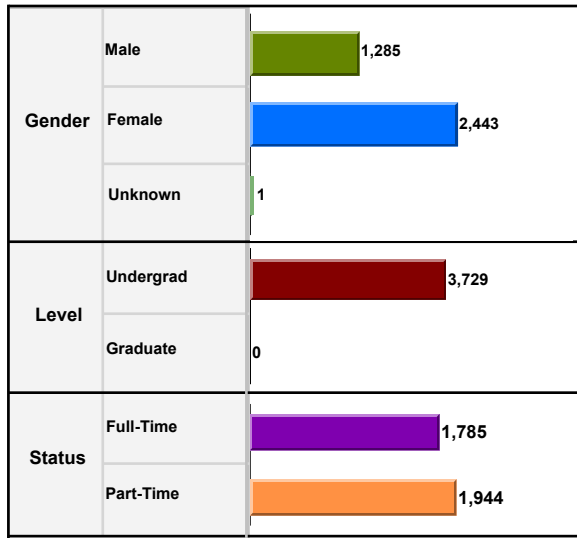
<1 Year	241
<2 Year	80
Associate	453
<4 Year	0
Baccalaureate	0
Post Baccalaureate	0
Master's	0
Post-Master's	0
Doctoral	0

Retention of 1st Time Degree-Seeking Freshmen

# of Fall 2009 Cohort Students	1,182
Enrolled or Completed Same Inst. FA 2010	55%
Enrolled Other AL Public Inst. FA 2010	4%

Enrollment

Total Enrollment 3,729



Students Enrolled in Remedial Courses

Math Only	355
English Only	154
Math & English	232

Enrollment by Type of Tuition Paid

In-State	
Undergraduate	3,570
Graduate	0
Out-of-State	
Undergraduate	113
Graduate	0
Non-Resident Exempt, paying In-State	
Undergraduate	46
Graduate	0

Financial Aid

Received	2,740
Not Received	989

Migration within Alabama Public Institutions

Transfer In	161
Transfer Out	316



Fall 2010
Mobile, AL

Bishop State Community College

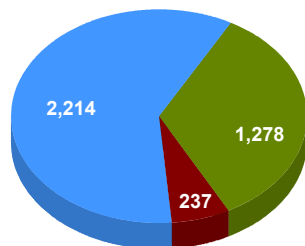


Institutional Student Profiles
Alabama Commission on Higher Education
www.ache.alabama.gov

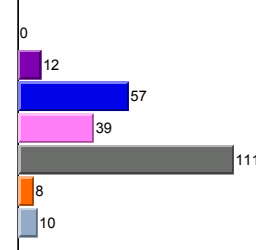
Source: Alabama Statewide Student Database
Includes Credit Students Only

Race/Ethnicity

Race Summary



Expanded Detail of Other Races



Origins of All Students

Florida	22
Georgia	5
Mississippi	37
Tennessee	0
Other US States and Territories	9
Non-US	93
From Alabama	3,563

Top Five Alabama Counties - Undergraduate Students

Mobile	88%
Baldwin	3%
UNKNOWN ALABAMA COUNTIES	2%
Washington	1%
Clarke	1%

Top Five Alabama Public - Feeder High Schools

# of 2009-10 H.S. Graduates Enrolled.....	280	
Murphy	Mobile County	39
Mattie T Blount	Mobile County	33
John L Leflore Magnet Sch	Mobile County	26
Lillie B Williamson	Mobile County	25
WP Davidson	Mobile County	24

Summary of 2009-2010 Completions

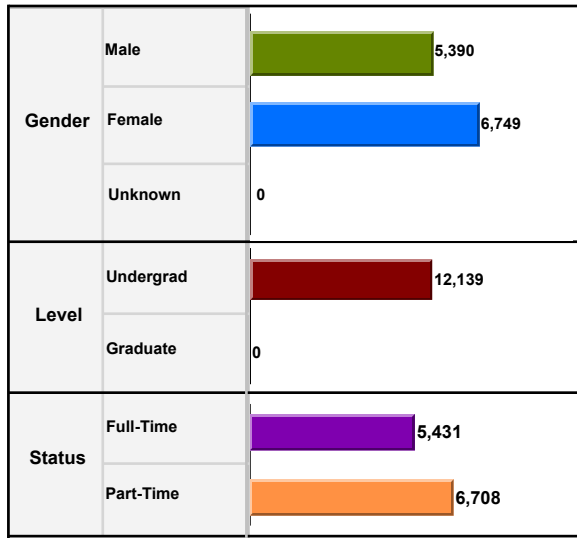
<1 Year	89
<2 Year	45
Associate	201
<4 Year	0
Baccalaureate	0
Post Baccalaureate	0
Master's	0
Post-Master's	0
Doctoral	0

Retention of 1st Time Degree-Seeking Freshmen

# of Fall 2009 Cohort Students.....	665
Enrolled or Completed Same Inst. FA 2010.....	42%
Enrolled Other AL Public Inst. FA 2010.....	3%

Enrollment

Total Enrollment 12,139



Students Enrolled in Remedial Courses

Math Only	1,014
English Only	621
Math & English	776

Enrollment by Type of Tuition Paid

In-State	
Undergraduate	11,149
Graduate	0
Out-of-State	
Undergraduate	188
Graduate	0
Non-Resident Exempt, paying In-State	
Undergraduate	802
Graduate	0

Financial Aid

Received	6,823
Not Received	5,316

Migration within Alabama Public Institutions

Transfer In	352
Transfer Out	1,062



Fall 2010
Decatur, AL

Calhoun State Community College



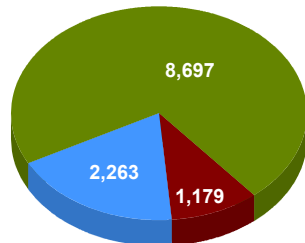
Institutional Student Profiles
Alabama Commission on Higher Education

www.ache.alabama.gov


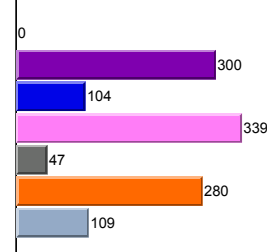
Source: Alabama Statewide Student Database
Includes Credit Students Only

Race/Ethnicity

Race Summary



Expanded Detail of Other Races



Origins of All Students

Florida	13
Georgia	14
Mississippi	9
Tennessee	164
Other US States and Territories	77
Non-US	122
From Alabama	11,740

Top Five Alabama Counties - Undergraduate Students

Madison	45%
Morgan	20%
Limestone	15%
UNKNOWN ALABAMA COUNTIES	10%
Lawrence	3%

Top Five Alabama Public - Feeder High Schools

# of 2009-10 H.S. Graduates Enrolled.....	1,253	
Bob Jones	Madison City	120
Sparkman	Madison County	113
Austin	Decatur City	77
Virgil Grissom	Huntsville City	75
Decatur	Decatur City	72

Summary of 2009-2010 Completions

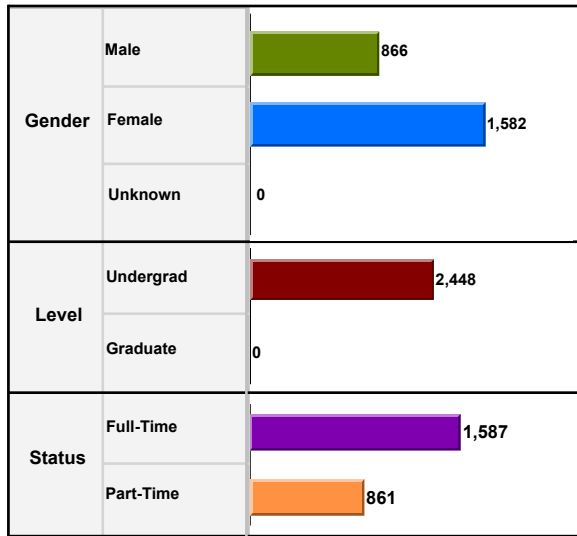
<1 Year	303
<2 Year	72
Associate	806
<4 Year	0
Baccalaureate	0
Post Baccalaureate	0
Master's	0
Post-Master's	0
Doctoral	0

Retention of 1st Time Degree-Seeking Freshmen

# of Fall 2009 Cohort Students.....	2,126
Enrolled or Completed Same Inst. FA 2010.....	53%
Enrolled Other AL Public Inst. FA 2010.....	5%

Enrollment

Total Enrollment 2,448



Students Enrolled in Remedial Courses

Math Only	307
English Only	93
Math & English	102

Enrollment by Type of Tuition Paid

In-State	
Undergraduate	2,411
Graduate	0
Out-of-State	
Undergraduate	20
Graduate	0
Non-Resident Exempt, paying In-State	
Undergraduate	17
Graduate	0

Financial Aid

Received	2,009
Not Received	439

Migration within Alabama Public Institutions

Transfer In	68
Transfer Out	279



Fall 2010
Alexander City, AL

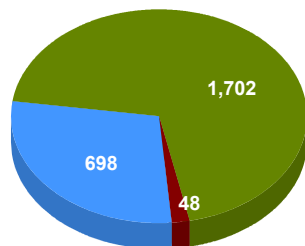
Central Alabama Community College



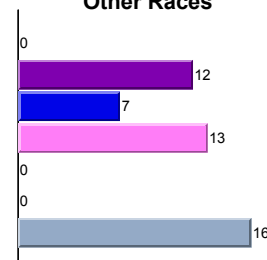
Institutional Student Profiles
Alabama Commission on Higher Education
www.ache.alabama.gov
Source: Alabama Statewide Student Database
Includes Credit Students Only

Race/Ethnicity

Race Summary



Expanded Detail of Other Races



Origins of All Students

Florida	6
Georgia	9
Mississippi	0
Tennessee	2
Other US States and Territories	7
Non-US	5
From Alabama	2,419

Top Five Alabama Counties - Undergraduate Students

Talladega	45%
Tallapoosa	27%
Elmore	6%
Shelby	6%
Coosa	5%

Top Five Alabama Public - Feeder High Schools

# of 2009-10 H.S. Graduates Enrolled.....	438	
Benjamin Russell	Alexander City	111
Sylacauga	Sylacauga City	52
Childersburg	Talladega County	26
Elmore County	Elmore County	23
Talladega	Talladega City	23

Summary of 2009-2010 Completions

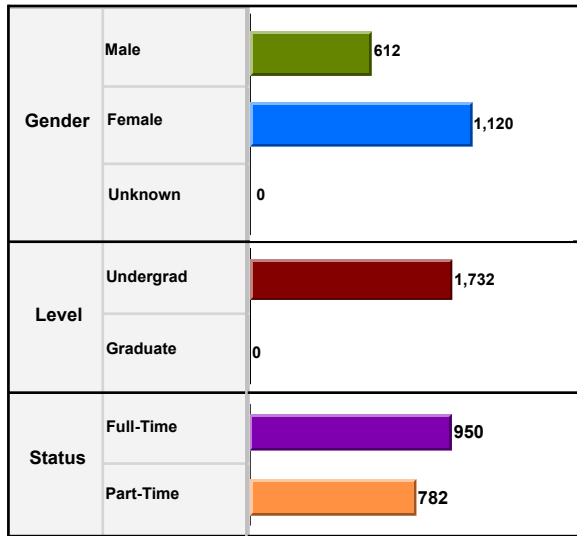
<1 Year	8
<2 Year	56
Associate	232
<4 Year	0
Baccalaureate	0
Post Baccalaureate	0
Master's	0
Post-Master's	0
Doctoral	0

Retention of 1st Time Degree-Seeking Freshmen

# of Fall 2009 Cohort Students.....	686
Enrolled or Completed Same Inst. FA 2010.....	57%
Enrolled Other AL Public Inst. FA 2010.....	4%

Enrollment

Total Enrollment 1,732



Students Enrolled in Remedial Courses

Math Only	348
English Only	42
Math & English	176

Enrollment by Type of Tuition Paid

In-State	
Undergraduate	1,253
Graduate	0
Out-of-State	
Undergraduate	40
Graduate	0
Non-Resident Exempt, paying In-State	
Undergraduate	439
Graduate	0

Financial Aid

Received	1,199
Not Received	533

Migration within Alabama Public Institutions

Transfer In	50
Transfer Out	126

Fall 2010
Phenix City, AL

Chattahoochee Valley Community College

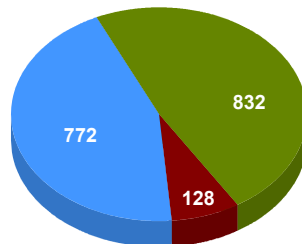


Institutional Student Profiles
Alabama Commission on Higher Education
www.ache.alabama.gov

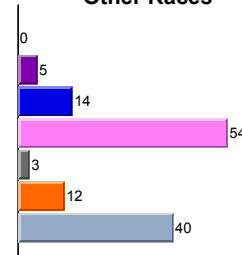
Source: Alabama Statewide Student Database
Includes Credit Students Only

Race/Ethnicity

Race Summary



Expanded Detail of Other Races



Origins of All Students

Florida	0
Georgia	490
Mississippi	1
Tennessee	0
Other US States and Territories	9
Non-US	24
From Alabama	1,208

Top Five Alabama Counties - Undergraduate Students

Russell	44%
Lee	22%
Chambers	1%
Barbour	1%
Bullock	0%

Top Five Alabama Public - Feeder High Schools

# of 2009-10 H.S. Graduates Enrolled.....	182	
Central	Phenix City	79
Smiths Station	Lee County	52
Russell County	Russell County	36
Beulah	Lee County	5
Bullock County	Bullock County	3

Summary of 2009-2010 Completions

<1 Year	36
<2 Year	19
Associate	187
<4 Year	0
Baccalaureate	0
Post Baccalaureate	0
Master's	0
Post-Master's	0
Doctoral	0

Retention of 1st Time Degree-Seeking Freshmen

# of Fall 2009 Cohort Students.....	378
Enrolled or Completed Same Inst. FA 2010.....	46%
Enrolled Other AL Public Inst. FA 2010.....	4%

Enrollment

Total Enrollment 1,557

Gender	Male	618
	Female	939
	Unknown	0
Level	Undergrad	1,557
	Graduate	0
Status	Full-Time	747
	Part-Time	810

Students Enrolled in Remedial Courses

Math Only	194
English Only	49
Math & English	93

Enrollment by Type of Tuition Paid

In-State		
Undergraduate	1,481	
Graduate	0	
Out-of-State		
Undergraduate	49	
Graduate	0	
Non-Resident Exempt, paying In-State		
Undergraduate	27	
Graduate	0	

Financial Aid

Received	1,177
Not Received	380

Migration within Alabama Public Institutions

Transfer In	29
Transfer Out	33



Fall 2010
Huntsville, AL

Drake State Technical College

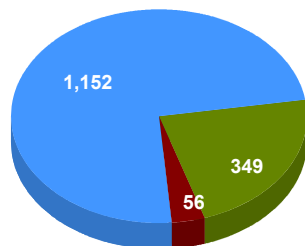


Institutional Student Profiles
Alabama Commission on Higher Education
www.ache.alabama.gov

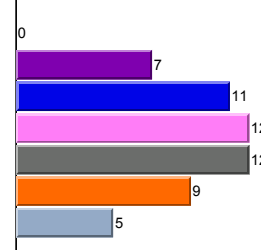
Source: Alabama Statewide Student Database
Includes Credit Students Only

Race/Ethnicity

Race Summary



Expanded Detail of Other Races



Origins of All Students

Florida	0
Georgia	0
Mississippi	0
Tennessee	27
Other US States and Territories	11
Non-US	106
From Alabama	1,413

Top Five Alabama Counties - Undergraduate Students

Madison	81%
Morgan	3%
Jackson	3%
Limestone	2%
Marshall	1%

Top Five Alabama Public - Feeder High Schools

# of 2009-10 H.S. Graduates Enrolled	226	
Sparkman	Madison County	14
Lee	Huntsville City	13
JO Johnson	Huntsville City	10
Demopolis	Demopolis City	9
SR Butler	Huntsville City	9

Summary of 2009-2010 Completions

<1 Year	45
<2 Year	138
Associate	51
<4 Year	0
Baccalaureate	0
Post Baccalaureate	0
Master's	0
Post-Master's	0
Doctoral	0

Retention of 1st Time Degree-Seeking Freshmen

# of Fall 2009 Cohort Students	341
Enrolled or Completed Same Inst. FA 2010	36%
Enrolled Other AL Public Inst. FA 2010	6%

Enrollment

Total Enrollment 2,920

Gender	Male	1,761
	Female	1,159
	Unknown	0
Level	Undergrad	2,920
	Graduate	0
Status	Full-Time	1,829
	Part-Time	1,091

Students Enrolled in Remedial Courses

Math Only	227
English Only	65
Math & English	66

Enrollment by Type of Tuition Paid

In-State	
Undergraduate	2,831
Graduate	0
Out-of-State	
Undergraduate	37
Graduate	0
Non-Resident Exempt, paying In-State	
Undergraduate	52
Graduate	0

Financial Aid

Received	1,915
Not Received	1,005

Migration within Alabama Public Institutions

Transfer In	151
Transfer Out	287



Fall 2010
Enterprise, AL

Enterprise State Community College

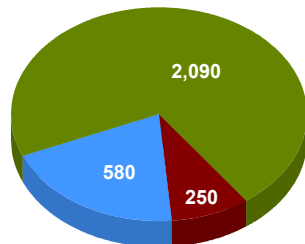


Institutional Student Profiles
Alabama Commission on Higher Education
www.ache.alabama.gov

Source: Alabama Statewide Student Database
Includes Credit Students Only

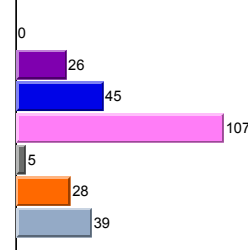
Race/Ethnicity

Race Summary



African Am/Non-Hispanic
White / Non-Hispanic
Other Races

Expanded Detail of Other Races



Native Hawaiian / Pacific Island
Am Indian/Alaskan Native
Asian
Hispanic
NR Alien
Multiracial Designations
Unknown / Not Reported

Origins of All Students

Florida	64
Georgia	6
Mississippi	4
Tennessee	1
Other US States and Territories	11
Non-US	446
From Alabama	2,388

Top Five Alabama Counties - Undergraduate Students

Coffee	28%
Dale	18%
Geneva	9%
Houston	5%
Mobile	4%

Top Five Alabama Public - Feeder High Schools

# of 2009-10 H.S. Graduates Enrolled.....	359	
Enterprise	Enterprise City	121
Geneva	Geneva City	22
New Brockton	Coffee County	18
George W Long	Dale County	17
Ariton School	Dale County	13

Summary of 2009-2010 Completions

<1 Year	220
<2 Year	97
Associate	315
<4 Year	0
Baccalaureate	0
Post Baccalaureate	0
Master's	0
Post-Master's	0
Doctoral	0

Retention of 1st Time Degree-Seeking Freshmen

# of Fall 2009 Cohort Students.....	682
Enrolled or Completed Same Inst. FA 2010.....	58%
Enrolled Other AL Public Inst. FA 2010.....	7%

Enrollment

Total Enrollment **4,622**

Gender	Male	1,689
	Female	2,933
	Unknown	0
Level	Undergrad	4,622
	Graduate	0
Status	Full-Time	2,821
	Part-Time	1,801

Students Enrolled in Remedial Courses

Math Only	411
English Only	170
Math & English	192

Enrollment by Type of Tuition Paid

In-State	
Undergraduate	4,517
Graduate	0
Out-of-State	
Undergraduate	61
Graduate	0
Non-Resident Exempt, paying In-State	
Undergraduate	44
Graduate	0

Financial Aid

Received	3,197
Not Received	1,425

Migration within Alabama Public Institutions

Transfer In	257
Transfer Out	463



Fall 2010
Bay Minette, AL

Faulkner State Community College

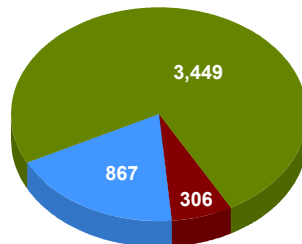


Institutional Student Profiles
Alabama Commission on Higher Education
www.ache.alabama.gov

Source: Alabama Statewide Student Database
Includes Credit Students Only

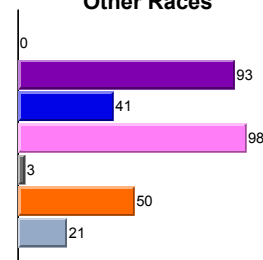
Race/Ethnicity

Race Summary



African Am/Non-Hispanic
White / Non-Hispanic
Other Races

Expanded Detail of Other Races



Native Hawaiian / Pacific Island
Am Indian/Alaskan Native
Asian
Hispanic
NR Alien
Multiracial Designations
Unknown / Not Reported

Origins of All Students

Florida	59
Georgia	10
Mississippi	15
Tennessee	3
Other US States and Territories	20
Non-US	113
From Alabama	4,402

Top Five Alabama Counties - Undergraduate Students

Baldwin	55%
Mobile	31%
Washington	2%
Escambia	2%
Monroe	1%

Top Five Alabama Public - Feeder High Schools

# of 2009-10 H.S. Graduates Enrolled	765	
Baldwin County	Baldwin County	78
Foley	Baldwin County	53
Fairhope	Baldwin County	52
Daphne	Baldwin County	48
Baker	Mobile County	42

Summary of 2009-2010 Completions

<1 Year	15
<2 Year	47
Associate	369
<4 Year	0
Baccalaureate	0
Post Baccalaureate	0
Master's	0
Post-Master's	0
Doctoral	0

Retention of 1st Time Degree-Seeking Freshmen

# of Fall 2009 Cohort Students	1,257
Enrolled or Completed Same Inst. FA 2010	50%
Enrolled Other AL Public Inst. FA 2010	7%

Enrollment

Total Enrollment 7,031

Gender	Male	2,676
	Female	4,355
	Unknown	0
Level	Undergrad	7,031
	Graduate	0
Status	Full-Time	4,262
	Part-Time	2,769

Students Enrolled in Remedial Courses

Math Only	1,025
English Only	200
Math & English	257

Enrollment by Type of Tuition Paid

In-State	
Undergraduate	6,766
Graduate	0
Out-of-State	
Undergraduate	172
Graduate	0
Non-Resident Exempt, paying In-State	
Undergraduate	93
Graduate	0

Financial Aid

Received	5,114
Not Received	1,917

Migration within Alabama Public Institutions

Transfer In	319
Transfer Out	609



Fall 2010
Gadsden, AL

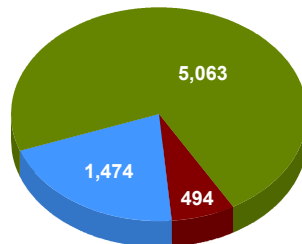
Gadsden State Community College



Institutional Student Profiles
Alabama Commission on Higher Education
www.ache.alabama.gov
Source: Alabama Statewide Student Database
Includes Credit Students Only

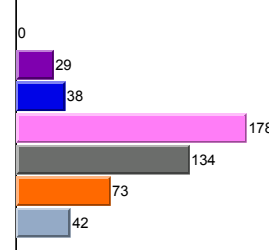
Race/Ethnicity

Race Summary



African Am/Non-Hispanic
White / Non-Hispanic
Other Races

Expanded Detail of Other Races



Native Hawaiian / Pacific Island
Am Indian/Alaskan Native
Asian
Hispanic
NR Alien
Multiracial Designations
Unknown / Not Reported

Origins of All Students

Florida	10
Georgia	76
Mississippi	2
Tennessee	5
Other US States and Territories	44
Non-US	132
From Alabama	6,762

Top Five Alabama Counties - Undergraduate Students

Calhoun	34%
Etowah	32%
Cherokee	7%
St Clair	6%
Talladega	5%

Top Five Alabama Public - Feeder High Schools

# of 2009-10 H.S. Graduates Enrolled.....	958	
Gadsden City	Gadsden City	88
Southside	Etowah County	72
Oxford	Oxford City	60
Alexandria	Calhoun County	54
Hokes Bluff	Etowah County	42

Summary of 2009-2010 Completions

<1 Year	154
<2 Year	235
Associate	543
<4 Year	0
Baccalaureate	0
Post Baccalaureate	0
Master's	0
Post-Master's	0
Doctoral	0

Retention of 1st Time Degree-Seeking Freshmen

# of Fall 2009 Cohort Students.....	1,873
Enrolled or Completed Same Inst. FA 2010.....	52%
Enrolled Other AL Public Inst. FA 2010.....	3%

Enrollment

Total Enrollment **553**

Gender	Male	376
	Female	177
	Unknown	0
Level	Undergrad	553
	Graduate	0
Status	Full-Time	462
	Part-Time	91

Students Enrolled in Remedial Courses

Math Only	6
English Only	10
Math & English	24

Enrollment by Type of Tuition Paid

In-State	
Undergraduate	553
Graduate	0
Out-of-State	
Undergraduate	0
Graduate	0
Non-Resident Exempt, paying In-State	
Undergraduate	0
Graduate	0

Financial Aid

Received	551
Not Received	2

Migration within Alabama Public Institutions

Transfer In	6
Transfer Out	6



Fall 2010
Deatsville, AL

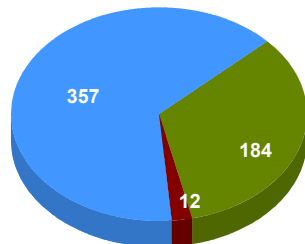
Ingram State Technical College



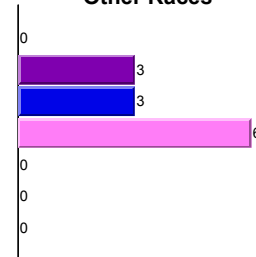
Institutional Student Profiles
Alabama Commission on Higher Education
www.ache.alabama.gov
Source: Alabama Statewide Student Database
Includes Credit Students Only

Race/Ethnicity

Race Summary



Expanded Detail of Other Races



Origins of All Students

Florida	0
Georgia	0
Mississippi	0
Tennessee	0
Other US States and Territories	0
Non-US	1
From Alabama	552

Top Five Alabama Counties - Undergraduate Students

Elmore	99%
Shelby	0%
Bibb	0%
Montgomery	0%

Top Five Alabama Public - Feeder High Schools

# of 2009-10 H.S. Graduates Enrolled	N/A
	N/A
	N/A
	N/A
	N/A
	N/A

Summary of 2009-2010 Completions

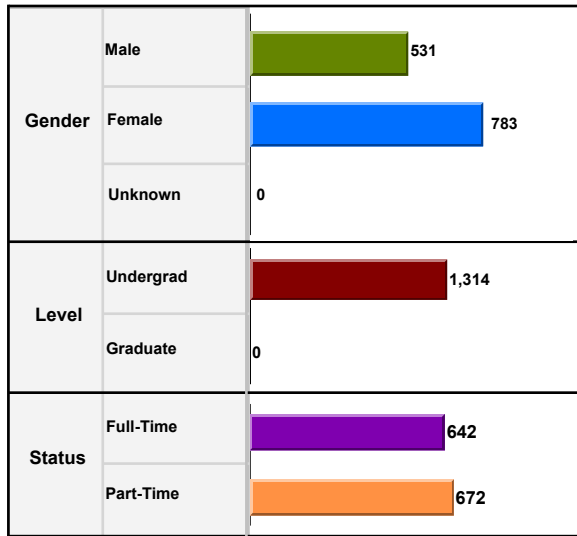
<1 Year	89
<2 Year	114
Associate	12
<4 Year	0
Baccalaureate	0
Post Baccalaureate	0
Master's	0
Post-Master's	0
Doctoral	0

Retention of 1st Time Degree-Seeking Freshmen

# of Fall 2009 Cohort Students	N/A
Enrolled or Completed Same Inst. FA 2010	N/A
Enrolled Other AL Public Inst. FA 2010	N/A

Enrollment

Total Enrollment 1,314



Students Enrolled in Remedial Courses

Math Only	142
English Only	21
Math & English	110

Enrollment by Type of Tuition Paid

In-State	
Undergraduate	1,084
Graduate	0
Out-of-State	
Undergraduate	13
Graduate	0
Non-Resident Exempt, paying In-State	
Undergraduate	217
Graduate	0

Financial Aid

Received	950
Not Received	364

Migration within Alabama Public Institutions

Transfer In	38
Transfer Out	135



Fall 2010
Brewton, AL

Jefferson Davis Community College



Institutional Student Profiles
Alabama Commission on Higher Education
www.ache.alabama.gov

Source: Alabama Statewide Student Database
Includes Credit Students Only

Origins of All Students

Florida	225
Georgia	1
Mississippi	0
Tennessee	1
Other US States and Territories	9
Non-US	67
From Alabama	1,011

Top Five Alabama Counties - Undergraduate Students

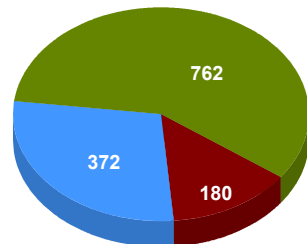
Escambia	61%
Conecuh	6%
Monroe	2%
Baldwin	2%
UNKNOWN ALABAMA COUNTIES	2%

Top Five Alabama Public - Feeder High Schools

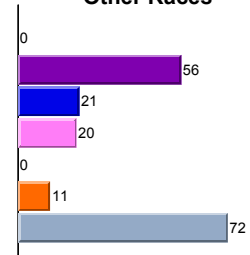
# of 2009-10 H.S. Graduates Enrolled.....	145	
W S Neal	Escambia County	31
Escambia County	Escambia County	29
TR Miller	Brewton City Schools	25
Flomaton	Escambia County	21
Hillcrest	Conecuh County	9

Race/Ethnicity

Race Summary



Expanded Detail of Other Races



Summary of 2009-2010 Completions

<1 Year	43
<2 Year	52
Associate	144
<4 Year	0
Baccalaureate	0
Post Baccalaureate	0
Master's	0
Post-Master's	0
Doctoral	0

Retention of 1st Time Degree-Seeking Freshmen

# of Fall 2009 Cohort Students.....	449
Enrolled or Completed Same Inst. FA 2010.....	42%
Enrolled Other AL Public Inst. FA 2010.....	6%

Enrollment

Total Enrollment 9,700

Gender	Male	3,851
	Female	5,849
	Unknown	0
Level	Undergrad	9,700
	Graduate	0
Status	Full-Time	3,854
	Part-Time	5,846

Students Enrolled in Remedial Courses

Math Only	1,287
English Only	287
Math & English	562

Enrollment by Type of Tuition Paid

In-State	
Undergraduate	9,465
Graduate	0
Out-of-State	
Undergraduate	222
Graduate	0
Non-Resident Exempt, paying In-State	
Undergraduate	13
Graduate	0

Financial Aid

Received	5,106
Not Received	4,594

Migration within Alabama Public Institutions

Transfer In	730
Transfer Out	1,137



Fall 2010
Birmingham, AL

Jefferson State Community College

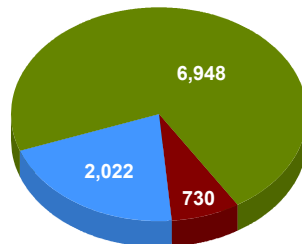


Institutional Student Profiles
Alabama Commission on Higher Education
www.ache.alabama.gov

Source: Alabama Statewide Student Database
Includes Credit Students Only

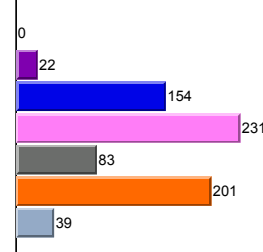
Race/Ethnicity

Race Summary



African Am/Non-Hispanic
White / Non-Hispanic
Other Races

Expanded Detail of Other Races



Native Hawaiian / Pacific Island
Am Indian/Alaskan Native
Asian
Hispanic
NR Alien
Multiracial Designations
Unknown / Not Reported

Origins of All Students

Florida	34
Georgia	31
Mississippi	13
Tennessee	17
Other US States and Territories	118
Non-US	165
From Alabama	9,322

Top Five Alabama Counties - Undergraduate Students

Jefferson	52%
Shelby	21%
St Clair	11%
Chilton	5%
Blount	2%

Top Five Alabama Public - Feeder High Schools

# of 2009-10 H.S. Graduates Enrolled.....	883	
Pelham	Shelby County	49
Clay-Chalkville	Jefferson County	46
Hoover	Hoover City	44
Thompson	Shelby County	41
Pell City	Pell City	40

Summary of 2009-2010 Completions

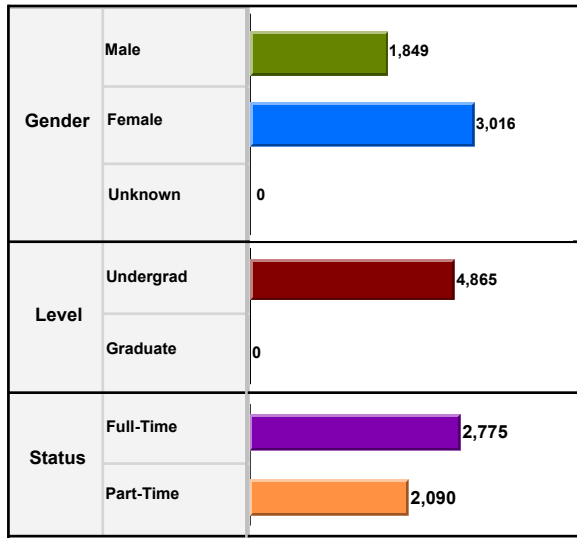
<1 Year	177
<2 Year	51
Associate	654
<4 Year	0
Baccalaureate	0
Post Baccalaureate	0
Master's	0
Post-Master's	0
Doctoral	0

Retention of 1st Time Degree-Seeking Freshmen

# of Fall 2009 Cohort Students.....	1,533
Enrolled or Completed Same Inst. FA 2010.....	54%
Enrolled Other AL Public Inst. FA 2010.....	8%

Enrollment

Total Enrollment 4,865



Students Enrolled in Remedial Courses

Math Only 533
 English Only 187
 Math & English 561

Enrollment by Type of Tuition Paid

In-State
 Undergraduate 4,785
 Graduate 0
Out-of-State
 Undergraduate 80
 Graduate 0
Non-Resident Exempt, paying In-State
 Undergraduate 0
 Graduate 0

Financial Aid

Received 3,840
 Not Received 1,025

Migration within Alabama Public Institutions

Transfer In 222
 Transfer Out 337



Fall 2010
 Birmingham, AL

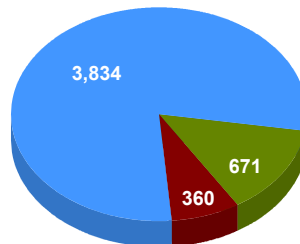
Lawson State Community College



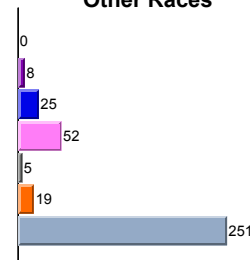
Institutional Student Profiles
 Alabama Commission on Higher Education
www.ache.alabama.gov
 Source: Alabama Statewide Student Database
 Includes Credit Students Only

Race/Ethnicity

Race Summary



Expanded Detail of Other Races



Origins of All Students

Florida 15
 Georgia 23
 Mississippi 2
 Tennessee 5
 Other US States and Territories 30
 Non-US 64
 From Alabama 4,726

Top Five Alabama Counties - Undergraduate Students

Jefferson 87%
 Shelby 3%
 Tuscaloosa 2%
 Bibb 1%
 Choctaw 0%

Top Five Alabama Public - Feeder High Schools

of 2009-10 H.S. Graduates Enrolled..... 580
 Jackson-Olin Birmingham City 65
 Wenonah Birmingham City 47
 Parker Birmingham City 41
 Bessemer City Bessemer City 39
 Fairfield High Preparatory Fairfield City 35

Summary of 2009-2010 Completions

<1 Year 223
 <2 Year 113
 Associate 215
 <4 Year 0
 Baccalaureate 0
 Post Baccalaureate 0
 Master's 0
 Post-Master's 0
 Doctoral 0

Retention of 1st Time Degree-Seeking Freshmen

of Fall 2009 Cohort Students..... 1,243
 Enrolled or Completed Same Inst. FA 2010..... 47%
 Enrolled Other AL Public Inst. FA 2010..... 3%

Enrollment

Total Enrollment 1,929

Gender	Male	654
	Female	1,275
	Unknown	0
Level	Undergrad	1,929
	Graduate	0
Status	Full-Time	1,164
	Part-Time	765

Students Enrolled in Remedial Courses

Math Only	267
English Only	79
Math & English	137

Enrollment by Type of Tuition Paid

In-State	
Undergraduate	1,845
Graduate	0
Out-of-State	
Undergraduate	39
Graduate	0
Non-Resident Exempt, paying In-State	
Undergraduate	45
Graduate	0

Financial Aid

Received	1,321
Not Received	608


Migration within Alabama Public Institutions

Transfer In	93
Transfer Out	266



Fall 2010
Andalusia, AL

Lurleen B. Wallace Community College



Institutional Student Profiles

Alabama Commission on Higher Education

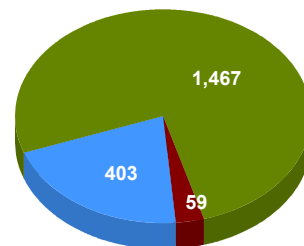
www.ache.alabama.gov

Source: Alabama Statewide Student Database

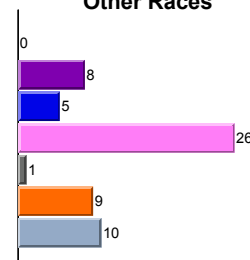
Includes Credit Students Only

Race/Ethnicity

Race Summary



Expanded Detail of Other Races



Origins of All Students

Florida	63
Georgia	10
Mississippi	1
Tennessee	0
Other US States and Territories	9
Non-US	208
From Alabama	1,638

Top Five Alabama Counties - Undergraduate Students

Covington	43%
Butler	13%
Crenshaw	12%
Coffee	6%
Geneva	3%

Top Five Alabama Public - Feeder High Schools

# of 2009-10 H.S. Graduates Enrolled.....	320	
Straughn	Covington County	44
Opp	Opp City	43
Andalusia	Andalusia City	31
Red Level	Covington County	22
Greenville	Butler County	20

Summary of 2009-2010 Completions

<1 Year	71
<2 Year	64
Associate	213
<4 Year	0
Baccalaureate	0
Post Baccalaureate	0
Master's	0
Post-Master's	0
Doctoral	0

Retention of 1st Time Degree-Seeking Freshmen

# of Fall 2009 Cohort Students.....	403
Enrolled or Completed Same Inst. FA 2010.....	50%
Enrolled Other AL Public Inst. FA 2010.....	7%

Enrollment

Total Enrollment **454**

Gender	Male	335
	Female	119
	Unknown	0
Level	Undergrad	454
	Graduate	0
Status	Full-Time	398
	Part-Time	56

Students Enrolled in Remedial Courses

Math Only	28
English Only	32
Math & English	27

Enrollment by Type of Tuition Paid

In-State	
Undergraduate	145
Graduate	0
Out-of-State	
Undergraduate	309
Graduate	0
Non-Resident Exempt, paying In-State	
Undergraduate	0
Graduate	0

Financial Aid

Received	294
Not Received	160

Migration within Alabama Public Institutions

Transfer In	7
Transfer Out	33

Fall 2010
Marion, AL

Marion Military Institute



Institutional Student Profiles

Alabama Commission on Higher Education

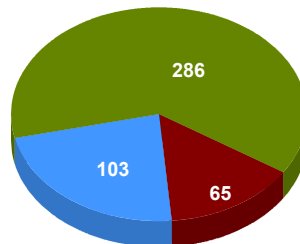
www.ache.alabama.gov

Source: Alabama Statewide Student Database

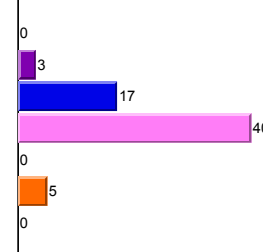
Includes Credit Students Only

Race/Ethnicity

Race Summary



Expanded Detail of Other Races



Origins of All Students

Florida	43
Georgia	29
Mississippi	16
Tennessee	20
Other US States and Territories	193
Non-US	5
From Alabama	148

Top Five Alabama Counties - Undergraduate Students

UNKNOWN ALABAMA COUNTIES	7%
Jefferson	3%
Madison	2%
Mobile	2%
Montgomery	2%

Top Five Alabama Public - Feeder High Schools

# of 2009-10 H.S. Graduates Enrolled	39
Mary G Montgomery	2
Opelika	2
Southside	2
Spanish Fort	2
Ashford	1

Summary of 2009-2010 Completions

<1 Year	0
<2 Year	0
Associate	102
<4 Year	0
Baccalaureate	0
Post Baccalaureate	0
Master's	0
Post-Master's	0
Doctoral	0

Retention of 1st Time Degree-Seeking Freshmen

# of Fall 2009 Cohort Students	254
Enrolled or Completed Same Inst. FA 2010	31%
Enrolled Other AL Public Inst. FA 2010	5%

Enrollment

Total Enrollment **3,439**

Gender	Male	1,315
	Female	2,124
	Unknown	0
Level	Undergrad	3,439
	Graduate	0
Status	Full-Time	2,009
	Part-Time	1,430

Students Enrolled in Remedial Courses

Math Only	323
English Only	107
Math & English	135

Enrollment by Type of Tuition Paid

In-State	
Undergraduate	3,388
Graduate	0
Out-of-State	
Undergraduate	9
Graduate	0
Non-Resident Exempt, paying In-State	
Undergraduate	42
Graduate	0

Financial Aid

Received	2,588
Not Received	851

Migration within Alabama Public Institutions

Transfer In	59
Transfer Out	311



Fall 2010
Rainsville, AL

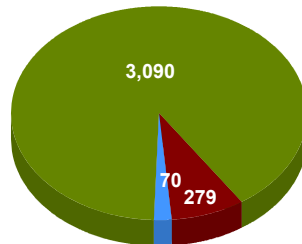
Northeast Alabama Community College



Institutional Student Profiles
Alabama Commission on Higher Education
www.ache.alabama.gov
Source: Alabama Statewide Student Database
Includes Credit Students Only

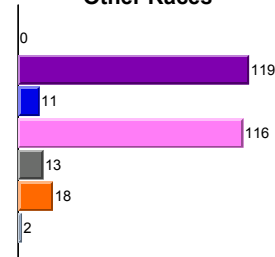
Race/Ethnicity

Race Summary



African Am/Non-Hispanic
White / Non-Hispanic
Other Races

Expanded Detail of Other Races



Native Hawaiian / Pacific Island
Am Indian/Alaskan Native
Asian
Hispanic
NR Alien
Multiracial Designations
Unknown / Not Reported

Origins of All Students

Florida	1
Georgia	39
Mississippi	0
Tennessee	6
Other US States and Territories	0
Non-US	28
From Alabama	3,365

Top Five Alabama Counties - Undergraduate Students

Dekalb	54%
Jackson	37%
Marshall	3%
UNKNOWN ALABAMA COUNTIES	1%
Madison	1%

Top Five Alabama Public - Feeder High Schools

# of 2009-10 H.S. Graduates Enrolled	362	
Scottsboro	Scottsboro City	63
Fort Payne	Fort Payne City	56
Pisgah	Jackson County	41
North Jackson	Jackson County	38
North Sand Mountain Sch	Jackson County	32

Summary of 2009-2010 Completions

<1 Year	154
<2 Year	36
Associate	334
<4 Year	0
Baccalaureate	0
Post Baccalaureate	0
Master's	0
Post-Master's	0
Doctoral	0

Retention of 1st Time Degree-Seeking Freshmen

# of Fall 2009 Cohort Students	973
Enrolled or Completed Same Inst. FA 2010	57%
Enrolled Other AL Public Inst. FA 2010	4%

Enrollment

Total Enrollment **4,533**

Gender	Male	1,922
	Female	2,611
	Unknown	0
Level	Undergrad	4,533
	Graduate	0
Status	Full-Time	2,501
	Part-Time	2,032

Students Enrolled in Remedial Courses

Math Only	633
English Only	99
Math & English	271

Enrollment by Type of Tuition Paid

In-State	
Undergraduate	4,378
Graduate	0
Out-of-State	
Undergraduate	29
Graduate	0
Non-Resident Exempt, paying In-State	
Undergraduate	126
Graduate	0

Financial Aid

Received	2,997
Not Received	1,536

Migration within Alabama Public Institutions

Transfer In	119
Transfer Out	205



Fall 2010
Muscle Shoals, AL

Northwest-Shoals Community College

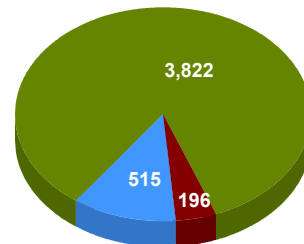


Institutional Student Profiles
Alabama Commission on Higher Education
www.ache.alabama.gov

Source: Alabama Statewide Student Database
Includes Credit Students Only

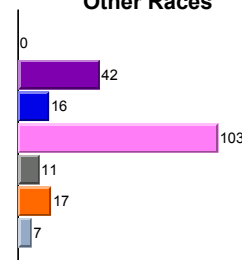
Race/Ethnicity

Race Summary



African Am/Non-Hispanic
White / Non-Hispanic
Other Races

Expanded Detail of Other Races



Native Hawaiian / Pacific Island
Am Indian/Alaskan Native
Asian
Hispanic
NR Alien
Multiracial Designations
Unknown / Not Reported

Origins of All Students

Florida	2
Georgia	4
Mississippi	34
Tennessee	106
Other US States and Territories	11
Non-US	73
From Alabama	4,303

Top Five Alabama Counties - Undergraduate Students

Lauderdale	32%
Colbert	25%
Franklin	14%
Winston	7%
Lawrence	6%

Top Five Alabama Public - Feeder High Schools

# of 2009-10 H.S. Graduates Enrolled	728	
Russellville	Russellville City	64
Central	Lauderdale County	42
Florence	Florence City	42
Muscle Shoals	Muscle Shoals City	40
Deshler	Tuscumbia City	37

Summary of 2009-2010 Completions

<1 Year	77
<2 Year	57
Associate	311
<4 Year	0
Baccalaureate	0
Post Baccalaureate	0
Master's	0
Post-Master's	0
Doctoral	0

Retention of 1st Time Degree-Seeking Freshmen

# of Fall 2009 Cohort Students	1,100
Enrolled or Completed Same Inst. FA 2010	50%
Enrolled Other AL Public Inst. FA 2010	4%

Enrollment

Total Enrollment 744

Gender	Male	289
	Female	455
	Unknown	0
Level	Undergrad	744
	Graduate	0
Status	Full-Time	502
	Part-Time	242

Students Enrolled in Remedial Courses

Math Only	30
English Only	37
Math & English	15

Enrollment by Type of Tuition Paid

In-State	
Undergraduate	725
Graduate	0
Out-of-State	
Undergraduate	0
Graduate	0
Non-Resident Exempt, paying In-State	
Undergraduate	19
Graduate	0

Financial Aid

Received	583
Not Received	161

Migration within Alabama Public Institutions

Transfer In	67
Transfer Out	36



Fall 2010
Evergreen, AL

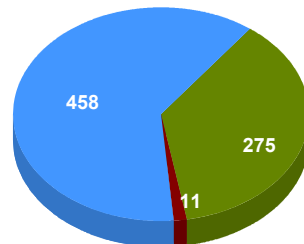
Reid State Technical College



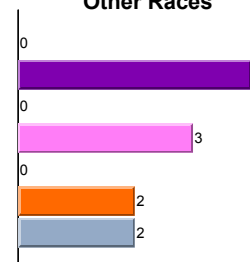
Institutional Student Profiles
Alabama Commission on Higher Education
www.ache.alabama.gov
Source: Alabama Statewide Student Database
Includes Credit Students Only

Race/Ethnicity

Race Summary



Expanded Detail of Other Races



Origins of All Students

Florida	17
Georgia	0
Mississippi	0
Tennessee	0
Other US States and Territories	1
Non-US	30
From Alabama	696

Top Five Alabama Counties - Undergraduate Students

Conecuh	33%
Monroe	22%
Butler	18%
Escambia	15%
Baldwin	1%

Top Five Alabama Public - Feeder High Schools

# of 2009-10 H.S. Graduates Enrolled.....	56	
Georgiana School	Butler County	9
McKenzie	Butler County	8
Monroe County	Monroe County	8
Greenville	Butler County	6
J F Shields	Monroe County	5

Summary of 2009-2010 Completions

<1 Year	89
<2 Year	89
Associate	44
<4 Year	0
Baccalaureate	0
Post Baccalaureate	0
Master's	0
Post-Master's	0
Doctoral	0

Retention of 1st Time Degree-Seeking Freshmen

# of Fall 2009 Cohort Students.....	186
Enrolled or Completed Same Inst. FA 2010.....	54%
Enrolled Other AL Public Inst. FA 2010.....	1%

Enrollment

Total Enrollment **6,095**

Gender	Male	2,791
	Female	3,284
	Unknown	20
Level	Undergrad	6,095
	Graduate	0
Status	Full-Time	3,617
	Part-Time	2,478

Students Enrolled in Remedial Courses

Math Only	810
English Only	215
Math & English	365

Enrollment by Type of Tuition Paid

In-State	
Undergraduate	5,777
Graduate	0
Out-of-State	
Undergraduate	296
Graduate	0
Non-Resident Exempt, paying In-State	
Undergraduate	22
Graduate	0

Financial Aid

Received	3,525
Not Received	2,570

Migration within Alabama Public Institutions

Transfer In	299
Transfer Out	622



Fall 2010
Tuscaloosa, AL

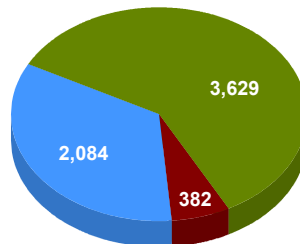
Shelton State Community College



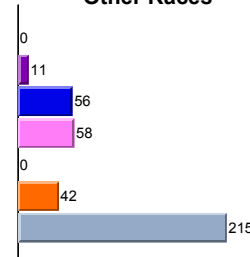
Institutional Student Profiles
Alabama Commission on Higher Education
www.ache.alabama.gov
Source: Alabama Statewide Student Database
Includes Credit Students Only

Race/Ethnicity

Race Summary



Expanded Detail of Other Races



African Am/Non-Hispanic	2,084
White / Non-Hispanic	3,629
Other Races	382

Native Hawaiian / Pacific Island	11
Am Indian/Alaskan Native	56
Asian	58
Hispanic	42
NR Alien	215
Multiracial Designations	0
Unknown / Not Reported	0

Origins of All Students

Florida	40
Georgia	66
Mississippi	34
Tennessee	17
Other US States and Territories	0
Non-US	180
From Alabama	5,758

Top Five Alabama Counties - Undergraduate Students

Tuscaloosa	58%
Jefferson	6%
Hale	5%
Bibb	4%
Pickens	3%

Top Five Alabama Public - Feeder High Schools

# of 2009-10 H.S. Graduates Enrolled	985
Tuscaloosa County	142
Hillcrest	100
Paul W Bryant	56
Northridge	51
Central	48

Summary of 2009-2010 Completions

<1 Year	115
<2 Year	110
Associate	291
<4 Year	0
Baccalaureate	0
Post Baccalaureate	0
Master's	0
Post-Master's	0
Doctoral	0

Retention of 1st Time Degree-Seeking Freshmen

# of Fall 2009 Cohort Students	1,275
Enrolled or Completed Same Inst. FA 2010	49%
Enrolled Other AL Public Inst. FA 2010	9%

Enrollment

Total Enrollment **2,483**

Gender	Male	906
	Female	1,577
	Unknown	0
Level	Undergrad	2,483
	Graduate	0
Status	Full-Time	1,421
	Part-Time	1,062

Students Enrolled in Remedial Courses

Math Only	279
English Only	71
Math & English	143

Enrollment by Type of Tuition Paid

In-State	
Undergraduate	2,413
Graduate	0
Out-of-State	
Undergraduate	65
Graduate	0
Non-Resident Exempt, paying In-State	
Undergraduate	5
Graduate	0

Financial Aid

Received	1,776
Not Received	707

Migration within Alabama Public Institutions

Transfer In	111
Transfer Out	449



Fall 2010
Boaz, AL

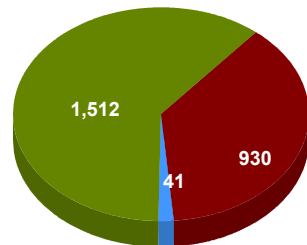
Snead State Community College



Institutional Student Profiles
Alabama Commission on Higher Education
www.ache.alabama.gov
Source: Alabama Statewide Student Database
Includes Credit Students Only

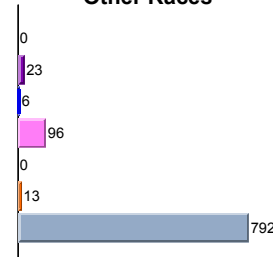
Race/Ethnicity

Race Summary



African Am/Non-Hispanic
White / Non-Hispanic
Other Races

Expanded Detail of Other Races



Native Hawaiian / Pacific Island
Am Indian/Alaskan Native
Asian
Hispanic
NR Alien
Multiracial Designations
Unknown / Not Reported

Origins of All Students

Florida	6
Georgia	28
Mississippi	0
Tennessee	4
Other US States and Territories	3
Non-US	241
From Alabama	2,201

Top Five Alabama Counties - Undergraduate Students

Marshall	54%
Etowah	10%
Blount	7%
Dekalb	6%
UNKNOWN ALABAMA COUNTIES	4%

Top Five Alabama Public - Feeder High Schools

# of 2009-10 H.S. Graduates Enrolled	468	
Albertville	Albertville City	76
Boaz	Boaz City	67
Douglas	Marshall County	38
Guntersville	Guntersville City	36
Arab	Arab City	34

Summary of 2009-2010 Completions

<1 Year	48
<2 Year	17
Associate	283
<4 Year	0
Baccalaureate	0
Post Baccalaureate	0
Master's	0
Post-Master's	0
Doctoral	0

Retention of 1st Time Degree-Seeking Freshmen

# of Fall 2009 Cohort Students	687
Enrolled or Completed Same Inst. FA 2010	59%
Enrolled Other AL Public Inst. FA 2010	9%

Enrollment

Total Enrollment **4,859**

Gender	Male	2,149
	Female	2,710
	Unknown	0
Level	Undergrad	4,859
	Graduate	0
Status	Full-Time	3,063
	Part-Time	1,796

Students Enrolled in Remedial Courses

Math Only	416
English Only	155
Math & English	257

Enrollment by Type of Tuition Paid

In-State	
Undergraduate	4,313
Graduate	0
Out-of-State	
Undergraduate	227
Graduate	0
Non-Resident Exempt, paying In-State	
Undergraduate	319
Graduate	0

Financial Aid

Received	2,739
Not Received	2,120

Migration within Alabama Public Institutions

Transfer In	381
Transfer Out	445



Fall 2010
Wadley, AL

Southern Union State Community College

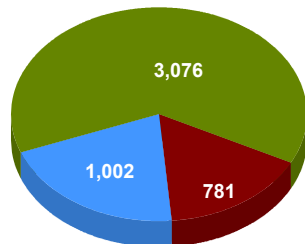


Institutional Student Profiles
Alabama Commission on Higher Education
www.ache.alabama.gov

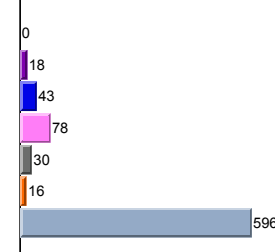
Source: Alabama Statewide Student Database
Includes Credit Students Only

Race/Ethnicity

Race Summary



Expanded Detail of Other Races



African Am/Non-Hispanic	1,002
White / Non-Hispanic	3,076
Other Races	781

Native Hawaiian / Pacific Island	18
Am Indian/Alaskan Native	43
Asian	78
Hispanic	30
NR Alien	16
Multiracial Designations	596
Unknown / Not Reported	596

Origins of All Students

Florida	32
Georgia	374
Mississippi	5
Tennessee	9
Other US States and Territories	59
Non-US	159
From Alabama	4,221

Top Five Alabama Counties - Undergraduate Students

Lee	35%
Chambers	12%
Randolph	8%
Tallapoosa	4%
Macon	3%

Top Five Alabama Public - Feeder High Schools

# of 2009-10 H.S. Graduates Enrolled	709	
Opelika	Opelika City	74
Valley	Chambers County	68
Auburn	Auburn City	58
Handley	Roanoke City	44
Beauregard	Lee County	37

Summary of 2009-2010 Completions

<1 Year	48
<2 Year	83
Associate	565
<4 Year	0
Baccalaureate	0
Post Baccalaureate	0
Master's	0
Post-Master's	0
Doctoral	0

Retention of 1st Time Degree-Seeking Freshmen

# of Fall 2009 Cohort Students	1,276
Enrolled or Completed Same Inst. FA 2010	51%
Enrolled Other AL Public Inst. FA 2010	8%

Enrollment

Total Enrollment 1,758

Gender	Male	841
	Female	917
	Unknown	0
Level	Undergrad	1,758
	Graduate	0
Status	Full-Time	1,016
	Part-Time	742

Students Enrolled in Remedial Courses

Math Only	138
English Only	95
Math & English	95

Enrollment by Type of Tuition Paid

In-State	
Undergraduate	1,757
Graduate	0
Out-of-State	
Undergraduate	1
Graduate	0
Non-Resident Exempt, paying In-State	
Undergraduate	0
Graduate	0

Financial Aid

Received	1,312
Not Received	446

Migration within Alabama Public Institutions

Transfer In	97
Transfer Out	17



Fall 2010
Montgomery, AL

Trenholm State Technical College

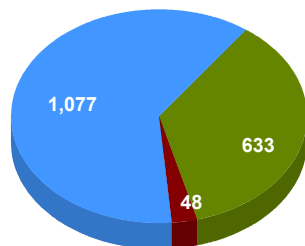


Institutional Student Profiles
Alabama Commission on Higher Education
www.ache.alabama.gov

Source: Alabama Statewide Student Database
Includes Credit Students Only

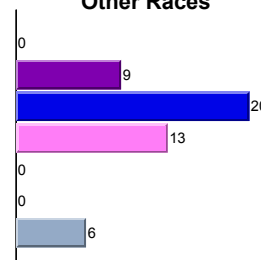
Race/Ethnicity

Race Summary



African Am/Non-Hispanic
White / Non-Hispanic
Other Races

Expanded Detail of Other Races



Native Hawaiian / Pacific Island
Am Indian/Alaskan Native
Asian
Hispanic
NR Alien
Multiracial Designations
Unknown / Not Reported

Origins of All Students

Florida	0
Georgia	0
Mississippi	0
Tennessee	0
Other US States and Territories	2
Non-US	174
From Alabama	1,582

Top Five Alabama Counties - Undergraduate Students

Montgomery	48%
Elmore	12%
Autauga	10%
Macon	4%
Lowndes	3%

Top Five Alabama Public - Feeder High Schools

# of 2009-10 H.S. Graduates Enrolled.....	117	
Bullock County	Bullock County	10
Carver Senior	Montgomery County	10
Central	Lowndes County	10
Jefferson Davis	Montgomery County	10
Lee	Montgomery County	10

Summary of 2009-2010 Completions

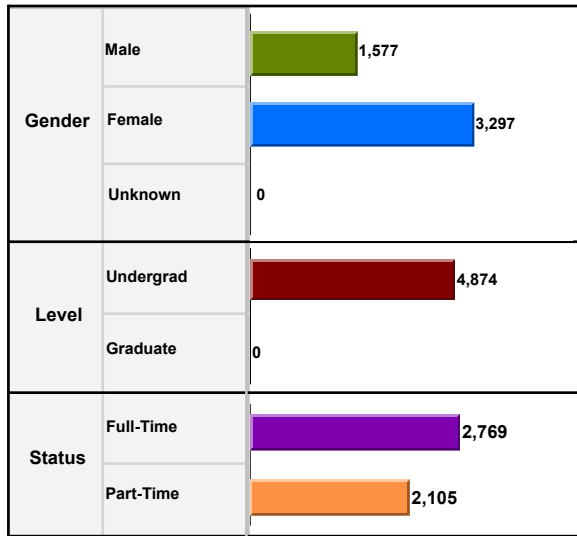
<1 Year	299
<2 Year	53
Associate	134
<4 Year	0
Baccalaureate	0
Post Baccalaureate	0
Master's	0
Post-Master's	0
Doctoral	0

Retention of 1st Time Degree-Seeking Freshmen

# of Fall 2009 Cohort Students.....	516
Enrolled or Completed Same Inst. FA 2010.....	52%
Enrolled Other AL Public Inst. FA 2010.....	5%

Enrollment

Total Enrollment 4,874



Students Enrolled in Remedial Courses

Math Only	801
English Only	148
Math & English	297

Enrollment by Type of Tuition Paid

In-State	
Undergraduate	4,555
Graduate	0
Out-of-State	
Undergraduate	85
Graduate	0
Non-Resident Exempt, paying In-State	
Undergraduate	234
Graduate	0

Financial Aid

Received	3,451
Not Received	1,423


Migration within Alabama Public Institutions

Transfer In	149
Transfer Out	363



Fall 2010
Dothan, AL

Wallace State Community College Dothan

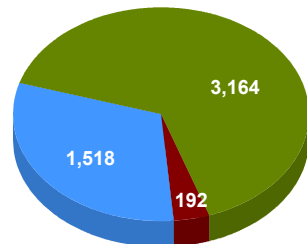


Institutional Student Profiles
Alabama Commission on Higher Education
www.ache.alabama.gov

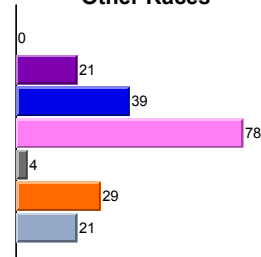
Source: Alabama Statewide Student Database
Includes Credit Students Only

Race/Ethnicity

Race Summary



Expanded Detail of Other Races



Origins of All Students

Florida	97
Georgia	121
Mississippi	1
Tennessee	2
Other US States and Territories	36
Non-US	967
From Alabama	3,650

Top Five Alabama Counties - Undergraduate Students

Houston	34%
Dale	13%
Barbour	10%
Henry	6%
Geneva	4%

Top Five Alabama Public - Feeder High Schools

# of 2009-10 H.S. Graduates Enrolled.....	555	
Rehobeth	Houston County	69
Northview	Dothan City	67
Dothan	Dothan City	65
Eufaula	Eufaula City	57
Ashford	Houston County	37

Summary of 2009-2010 Completions

<1 Year	77
<2 Year	166
Associate	509
<4 Year	0
Baccalaureate	0
Post Baccalaureate	0
Master's	0
Post-Master's	0
Doctoral	0

Retention of 1st Time Degree-Seeking Freshmen

# of Fall 2009 Cohort Students.....	1,157
Enrolled or Completed Same Inst. FA 2010.....	54%
Enrolled Other AL Public Inst. FA 2010.....	5%

Enrollment

Total Enrollment 6,374

Gender	Male	2,352
	Female	4,022
	Unknown	0
Level	Undergrad	6,374
	Graduate	0
Status	Full-Time	3,803
	Part-Time	2,571

Students Enrolled in Remedial Courses

Math Only	817
English Only	109
Math & English	234

Enrollment by Type of Tuition Paid

In-State	
Undergraduate	6,222
Graduate	0
Out-of-State	
Undergraduate	152
Graduate	0
Non-Resident Exempt, paying In-State	
Undergraduate	0
Graduate	0

Financial Aid

Received	3,615
Not Received	2,759

Migration within Alabama Public Institutions

Transfer In	394
Transfer Out	510



Fall 2010
Hanceville, AL

Wallace State Community College Hanceville

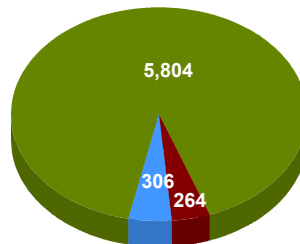


Institutional Student Profiles
Alabama Commission on Higher Education
www.ache.alabama.gov

Source: Alabama Statewide Student Database
Includes Credit Students Only

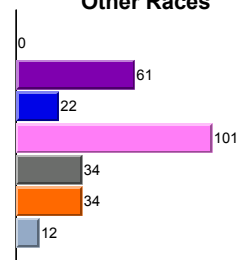
Race/Ethnicity

Race Summary



African Am/Non-Hispanic
White / Non-Hispanic
Other Races

Expanded Detail of Other Races



Native Hawaiian / Pacific Island
Am Indian/Alaskan Native
Asian
Hispanic
NR Alien
Multiracial Designations
Unknown / Not Reported

Origins of All Students

Florida	24
Georgia	12
Mississippi	6
Tennessee	26
Other US States and Territories	46
Non-US	85
From Alabama	6,175

Top Five Alabama Counties - Undergraduate Students

Cullman	38%
Blount	14%
Jefferson	14%
Morgan	9%
Marshall	6%

Top Five Alabama Public - Feeder High Schools

# of 2009-10 H.S. Graduates Enrolled.....	883	
Cullman	Cullman City	74
Hayden	Blount County	48
Fairview	Cullman County	46
West Point	Cullman County	45
Good Hope	Cullman County	41

Summary of 2009-2010 Completions

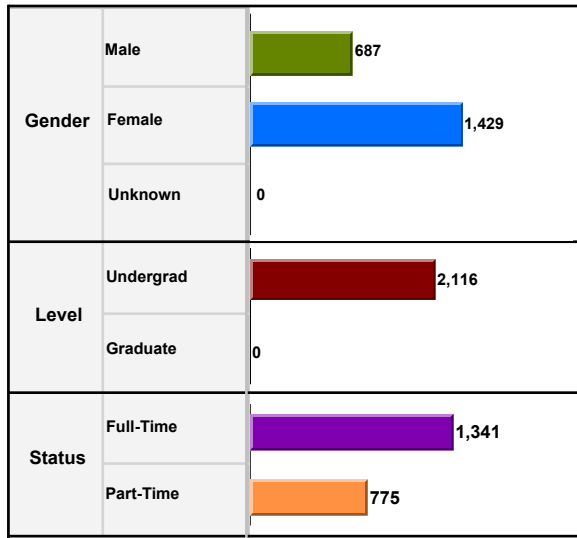
<1 Year	127
<2 Year	100
Associate	770
<4 Year	0
Baccalaureate	0
Post Baccalaureate	0
Master's	0
Post-Master's	0
Doctoral	0

Retention of 1st Time Degree-Seeking Freshmen

# of Fall 2009 Cohort Students.....	1,265
Enrolled or Completed Same Inst. FA 2010.....	59%
Enrolled Other AL Public Inst. FA 2010.....	5%

Enrollment

Total Enrollment 2,116



Students Enrolled in Remedial Courses

Math Only	147
English Only	91
Math & English	121

Enrollment by Type of Tuition Paid

In-State	
Undergraduate	2,114
Graduate	0
Out-of-State	
Undergraduate	2
Graduate	0
Non-Resident Exempt, paying In-State	
Undergraduate	0
Graduate	0

Financial Aid

Received	1,757
Not Received	359

Migration within Alabama Public Institutions

Transfer In	86
Transfer Out	171



Fall 2010
Selma, AL

Wallace State Community College Selma

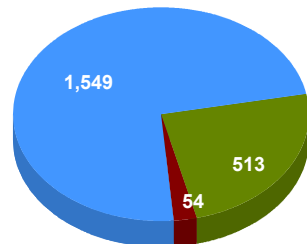


Institutional Student Profiles
Alabama Commission on Higher Education
www.ache.alabama.gov

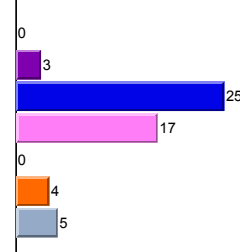
Source: Alabama Statewide Student Database
Includes Credit Students Only

Race/Ethnicity

Race Summary



Expanded Detail of Other Races



Origins of All Students

Florida	1
Georgia	1
Mississippi	1
Tennessee	0
Other US States and Territories	4
Non-US	14
From Alabama	2,095

Top Five Alabama Counties - Undergraduate Students

Dallas	57%
Perry	12%
Autauga	5%
Wilcox	4%
Chilton	4%

Top Five Alabama Public - Feeder High Schools

# of 2009-10 H.S. Graduates Enrolled.....	235	
Selma	Selma City	51
Dallas County	Dallas County	43
Southside	Dallas County	28
Keith Middle-	Dallas County	18
Marion	Perry County	18

Summary of 2009-2010 Completions

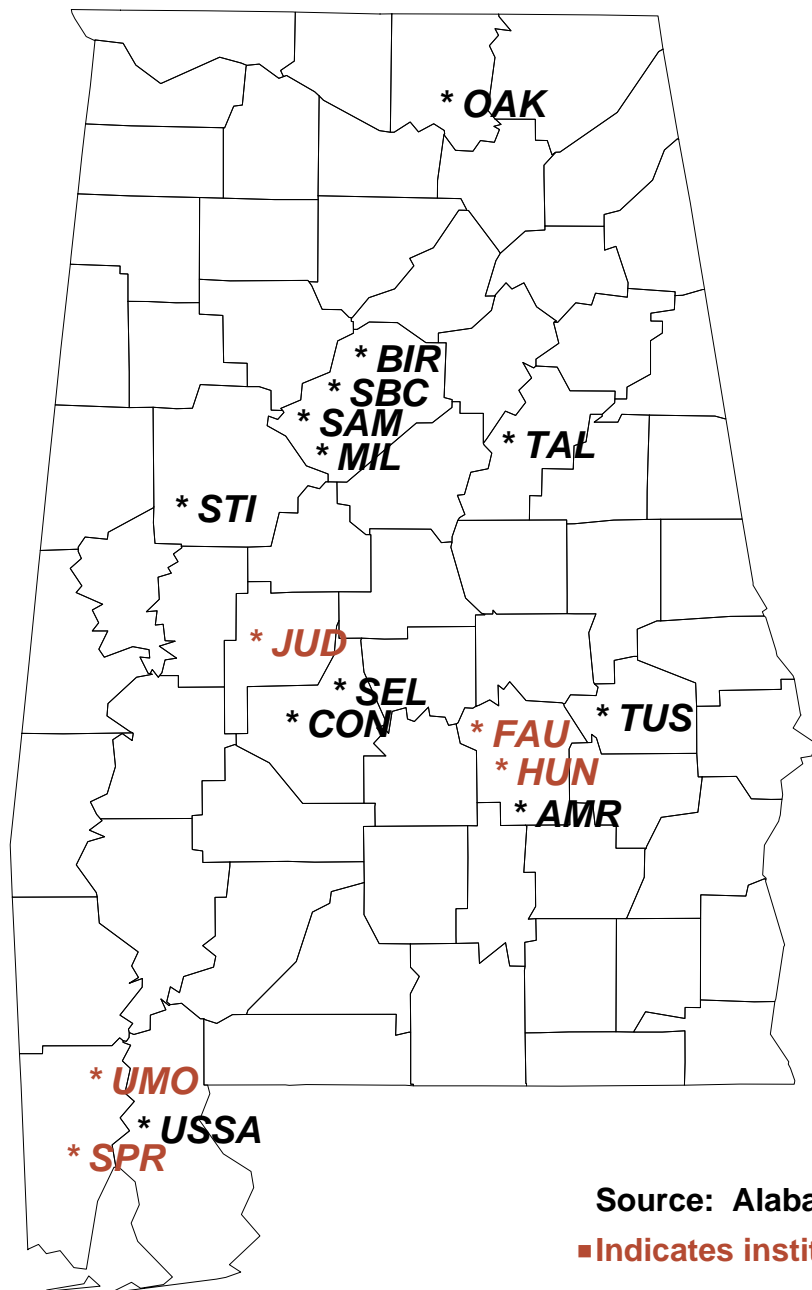
<1 Year	28
<2 Year	119
Associate	228
<4 Year	0
Baccalaureate	0
Post Baccalaureate	0
Master's	0
Post-Master's	0
Doctoral	0

Retention of 1st Time Degree-Seeking Freshmen

# of Fall 2009 Cohort Students.....	498
Enrolled or Completed Same Inst. FA 2010.....	41%
Enrolled Other AL Public Inst. FA 2010.....	3%

ALABAMA COMMISSION ON HIGHER EDUCATION INSTITUTIONAL STUDENT PROFILES FALL 2010

NON-PROFIT INDEPENDENT INSTITUTIONS



- Amridge University (AMR)
- Birmingham-Southern College (BIR)
- Concordia College (CON)
- Faulkner University (FAU)
- Huntingdon College (HUN)
- Judson College (JUD)
- Miles College (MIL)
- Oakwood University (OAK)
- Samford University (SAM)
- Selma University (SEL)
- Southeastern Bible College (SBC)
- Spring Hill College (SPR)
- Stillman College (STI)
- Talladega College (TAL)
- Tuskegee University (TUS)
- University of Mobile (UMO)
- United States Sports Academy (USSA)

Source: Alabama Statewide Student Database

■ Indicates institutions that submitted Fall 2010 data

Alabama Independent Colleges

The Alabama Association of Independent Colleges and Universities (AAICU) promotes and protects the interests of independent higher education in Alabama and oversees scholarship fundraising efforts for students attending each of its fourteen member schools.

These 14 member colleges and universities:

- Employed over 4,200 people
- Generated well over \$1.59 billion in economic activity in 2009
- Are attended by more than 24,000 students
- Provide some form of financial aid to over 91% of these students
- Offer a wide range of associate, bachelors, and graduate degree programs

These 14 member colleges possess excellence in teaching and technology, low faculty-student ratios, high retention of students, and a unique, personal approach to education. These institutions teach students to master critical thinking skills, communicate effectively, gain an appreciation for the arts and humanities and a commitment to community service.

AAICU is governed by a Board of Directors, currently chaired by Dr. Billy Hilyer, president of Faulkner University. The Board is comprised of the college presidents of member institutions as well as business trustees from throughout the state. AAICU's president is Paul Hankins, and he is responsible for leading the association on a day to day basis.

Fall 2010
Montgomery, AL

Alabama Independent Colleges



Institutional Student Profiles
Alabama Commission on Higher Education
www.ache.alabama.gov
Source: Alabama Statewide Student Database
Includes Credit Students Only

Institutions and Founding Dates

■ Birmingham Southern College	1856
■ Concordia College	1922
■ Faulkner University	1942
■ Huntingdon College	1854
■ Judson College	1838
■ Miles College	1905
■ Oakwood University	1896
■ Samford University	1841
■ Amridge University	1967
■ Spring Hill College	1830
■ Stillman College	1876
■ Talladega College	1867
■ United States Sports Academy	1972
■ University of Mobile	1961

General Paul Hankins
President of AAICU



5950 Carmichael Place, Suite 213
Montgomery, AL 36117
Phone: 334-356-2200
Fax: 334-356-2202
www.aaicu.com

Message From Dr. Gregory Fitch Executive Director of ACHE

ACHE is excited to include additional data this year from some of Alabama's private institutions. State law requires participation of all Alabama public institutions in the Alabama Statewide Student Database; however, participation by Alabama independent colleges and universities is completely a voluntary basis. With support from General Paul Hankins, we began in 2008 working with member colleges of the Alabama Association of Independent Colleges and Universities (AAICU).

Five AAICU member institutions have shared their unit record data this year: Faulkner University, the University of Mobile, Spring Hill College, Judson College, and Huntingdon College. We look forward to expanding this voluntary participation with other independent members next year. By including data from Alabama Independent Colleges and Universities, we will be able to paint a true picture of higher education across the entire state of Alabama.

Enrollment

Total Enrollment 3,303

Gender	Male	1,295
	Female	2,000
	Unknown	8
Level	Undergrad	2,777
	Grad / 1st Prof	526
Status	Full-Time	1,861
	Part-Time	1,442

Students Enrolled in Remedial Courses

Math Only 148
 English Only 15
 Math & English 35

Enrollment by Type of Tuition Paid

Flat-Rate Tuition 3,303

Financial Aid

Received 2,428
 Not Received 875

*“I Can Soar: Developing
 Intellect, Character and
 Service”*



Fall 2010
 Montgomery, AL

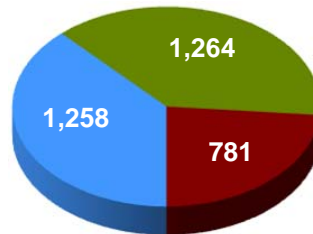
Faulkner University



Institutional Student Profiles
 Alabama Commission on Higher Education
www.ache.alabama.gov
 Source: Alabama Statewide Student Database
 Includes Credit Students Only

Race/Ethnicity

Race Summary



African Am/Non-Hispanic
 White / Non-Hispanic
 Other Races

Expanded Detail of Other Races



Origins of All Students

Florida 73
 Georgia 94
 Mississippi 24
 Tennessee 41
 Other US States and Territories 119
 Non-US 64
 From Alabama 2,888

Top Five Alabama Counties - Undergraduate Students

Mobile 22%
 Montgomery 14%
 Jefferson 13%
 Elmore 7%
 Madison 7%

Top Five Alabama Public - Feeder High Schools

of 2009-10 H.S. Graduates Enrolled 85
 Stanhope Elmore Elmore County 5
 Wetumpka Elmore County 5
 Marbury Autauga County 4
 Tallassee Elmore County 4
 Athens Limestone County 2



Enrollment

Total Enrollment 1,107

Gender	Male	541
	Female	566
	Unknown	0
Level	Undergrad	1,107
	Grad / 1st Prof	0
Status	Full-Time	886
	Part-Time	221

Students Enrolled in Remedial Courses

Math Only	0
English Only	0
Math & English	0

Enrollment by Type of Tuition Paid

Flat-Rate Tuition..... 1,107

Financial Aid

Received 1,032
Not Received 75

“Huntingdon College...is committed to nurturing growth in faith, wisdom, and service and to graduating individuals prepared to succeed in a rapidly changing world.”

Fall 2010
Montgomery, AL

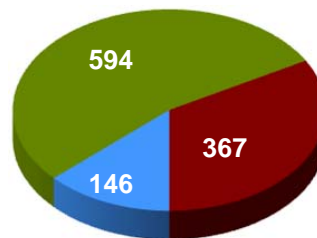
Huntingdon College



Institutional Student Profiles
Alabama Commission on Higher Education
www.ache.alabama.gov
Source: Alabama Statewide Student Database
Includes Credit Students Only


Race/Ethnicity

Race Summary



African Am/Non-Hispanic
White / Non-Hispanic
Other Races

Expanded Detail of Other Races



Origins of All Students

Florida	N/A
Georgia.....	N/A
Mississippi.....	N/A
Tennessee.....	N/A
Other US States and Territories	N/A
Non-US.....	N/A
From Alabama	665

Top Five Alabama Counties - Undergraduate Students

Montgomery.....	15%
Elmore.....	7%
Jefferson.....	3%
Autauga.....	3%
Houston.....	2%

Top Five Alabama Public - Feeder High Schools

# of 2009-10 H.S. Graduates Enrolled.....	139
Stanhope Elmore.....	Elmore County 9
Wetumpka.....	Elmore County 9
Prattville.....	Autauga County 5
Central.....	Lee County 4
Spanish Fort.....	Baldwin County..... 4



Enrollment

Total Enrollment 290

Gender	Male	8
	Female	282
	Unknown	0
Level	Undergrad	290
	Grad / 1st Prof	0
Status	Full-Time	222
	Part-Time	68

Students Enrolled in Remedial Courses

Math Only	0
English Only	0
Math & English	0

Enrollment by Type of Tuition Paid

Flat-Rate Tuition..... 290

Financial Aid

Received	247
Not Received	43

“Judson is committed to a distinctly Christian education for women with a mind for making a difference.”



Fall 2010
Marion, AL

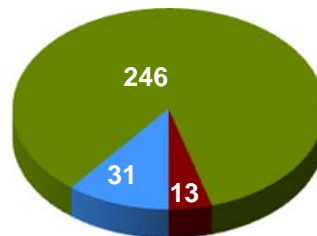
Judson College



Institutional Student Profiles
Alabama Commission on Higher Education
www.ache.alabama.gov
Source: Alabama Statewide Student Database
Includes Credit Students Only

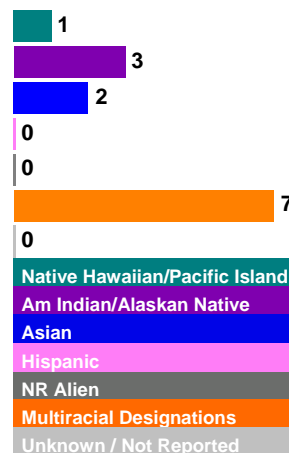
Race/Ethnicity

Race Summary



African Am/Non-Hispanic
White / Non-Hispanic
Other Races

Expanded Detail of Other Races



Origins of All Students

Florida	15
Georgia.....	3
Mississippi.....	15
Tennessee.....	3
Other US States and Territories	28
Non-US	3
From Alabama	223

Top Five Alabama Counties - Undergraduate Students

Jefferson	10%
Perry.....	6%
Dallas.....	4%
Tuscaloosa	4%
Madison.....	3%

Top Five Alabama Public - Feeder High Schools

# of 2009-10 H.S. Graduates Enrolled.....	62	
Dallas	Dallas County.....	3
Jemison.....	Chilton County	3
Madison.....	Madison County	3
Alma Bryant.....	Mobile County	2
Corner	Jefferson County	2



Enrollment

Total Enrollment 1,601

Gender	Male	595
	Female	1,006
	Unknown	0
Level	Undergrad	1,392
	Grad / 1st Prof	209
Status	Full-Time	1,289
	Part-Time	312

Students Enrolled in Remedial Courses

Math Only 50
 English Only 0
 Math & English 0

Enrollment by Type of Tuition Paid

Flat-Rate Tuition 1,601

Financial Aid

Received 1,248
 Not Received 353

*“Spring Hill College...
 Forming leaders engaged in
 learning, faith, justice and
 service for life.”*



Fall 2010
 Mobile, AL

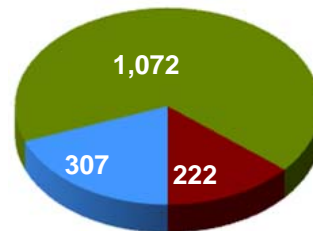
Spring Hill College



Institutional Student Profiles
 Alabama Commission on Higher Education
www.ache.alabama.gov
 Source: Alabama Statewide Student Database
 Includes Credit Students Only

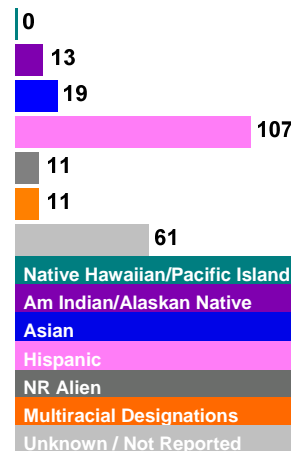
Race/Ethnicity

Race Summary



African Am/Non-Hispanic
 White / Non-Hispanic
 Other Races

Expanded Detail of Other Races



Origins of All Students

Florida 126
 Georgia 77
 Mississippi 84
 Tennessee 27
 Other US States and Territories 503
 Non-US 8
 From Alabama 776

Top Five Alabama Counties - Undergraduate Students

Mobile 29%
 Baldwin 6%
 Jefferson 1%
 Shelby 1%
 Washington 1%

Top Five Alabama Public - Feeder High Schools

of 2009-10 H.S. Graduates Enrolled 106

Murphy	Mobile County	15
Baker	Mobile County	9
Daphne	Baldwin County	7
Alma Bryant	Mobile County	6
WP Davidson	Mobile County	6



Enrollment

Total Enrollment 1,757

Gender	Male	539
	Female	1,218
	Unknown	0
Level	Undergrad	1,559
	Grad / 1st Prof	198
Status	Full-Time	1,357
	Part-Time	400

Students Enrolled in Remedial Courses

Math Only	89
English Only	26
Math & English	25

Enrollment by Type of Tuition Paid

Flat-Rate Tuition..... 1,757

Financial Aid

Received 1,677
Not Received 80

*“The University of Mobile...
is committed to providing
educational programs of
the highest quality to
its students.”*



Fall 2010
Mobile, AL

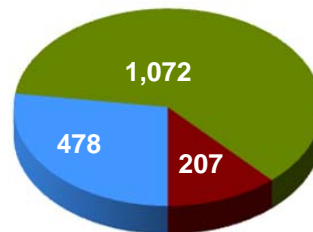
University of Mobile



Institutional Student Profiles
Alabama Commission on Higher Education
www.ache.alabama.gov
Source: Alabama Statewide Student Database
Includes Credit Students Only

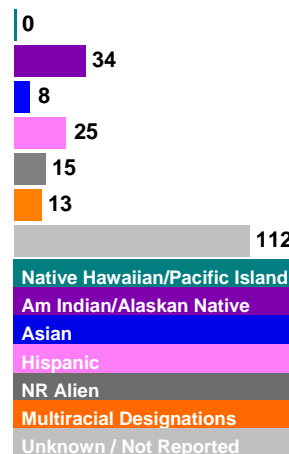
Race/Ethnicity

Race Summary



African Am/Non-Hispanic
White / Non-Hispanic
Other Races

Expanded Detail of Other Races



Origins of All Students

Florida	74
Georgia.....	22
Mississippi.....	63
Tennessee.....	9
Other US States and Territories	79
Non-US.....	24
From Alabama	1,486

Top Five Alabama Counties - Undergraduate Students

Mobile.....	50%
Baldwin	8%
UNKNOWN.....	6%
Washington.....	2%
Jefferson.....	1%

Top Five Alabama Public - Feeder High Schools

# of 2009-10 H.S. Graduates Enrolled.....	109	
Satsuma	Mobile County	11
Murphy	Mobile County	9
Baker	Mobile County	8
Mary G Montgomery .	Mobile County	5
Citronelle.....	Mobile County.....	4

