

Includes
data from
Independent
Colleges!

INSTITUTIONAL STUDENT PROFILES FALL 2011



ALABAMA COMMISSION ON HIGHER EDUCATION

Source: Alabama Statewide Student Database

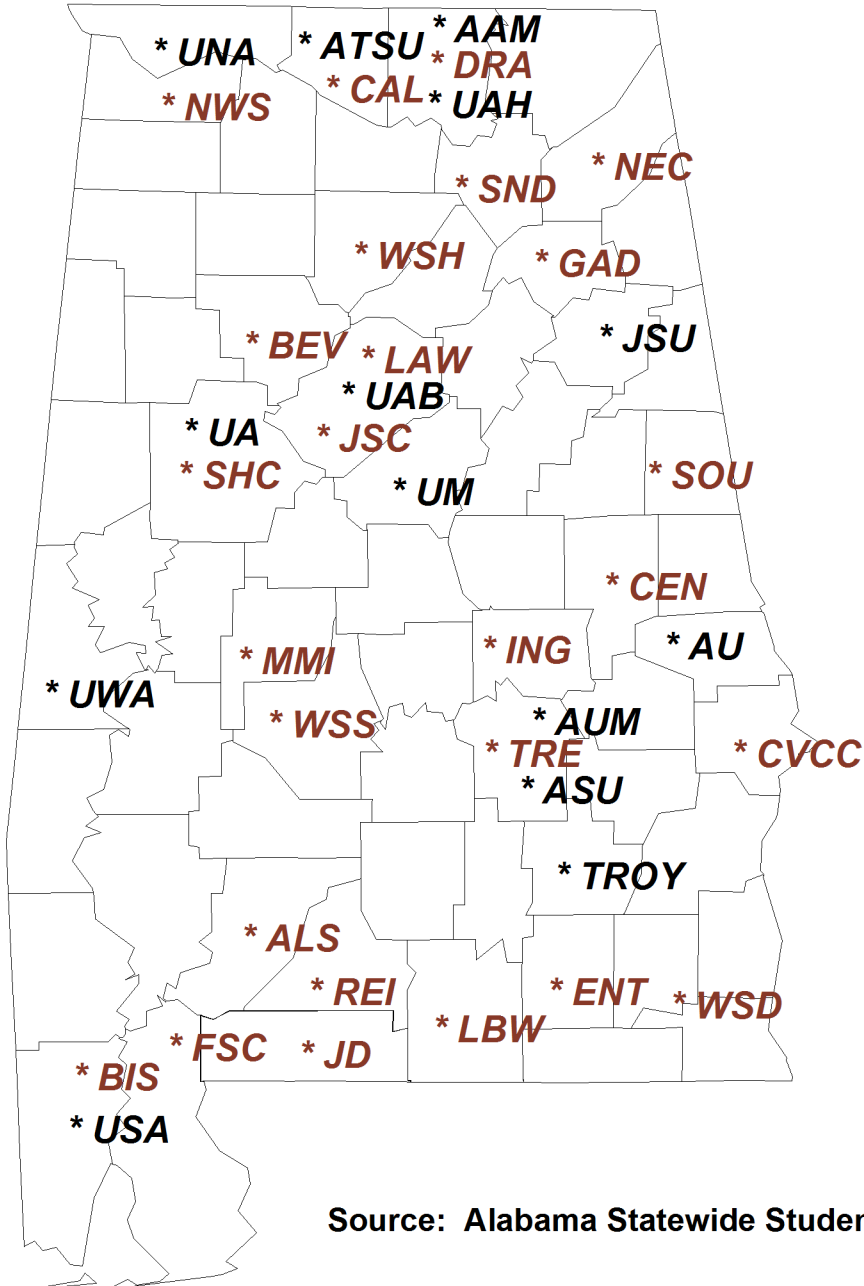
www.ache.alabama.gov/Profiles

ALABAMA COMMISSION ON HIGHER EDUCATION

INSTITUTIONAL STUDENT PROFILES

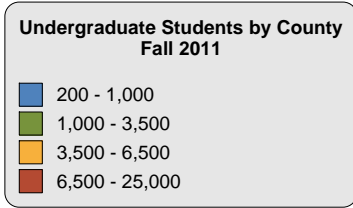
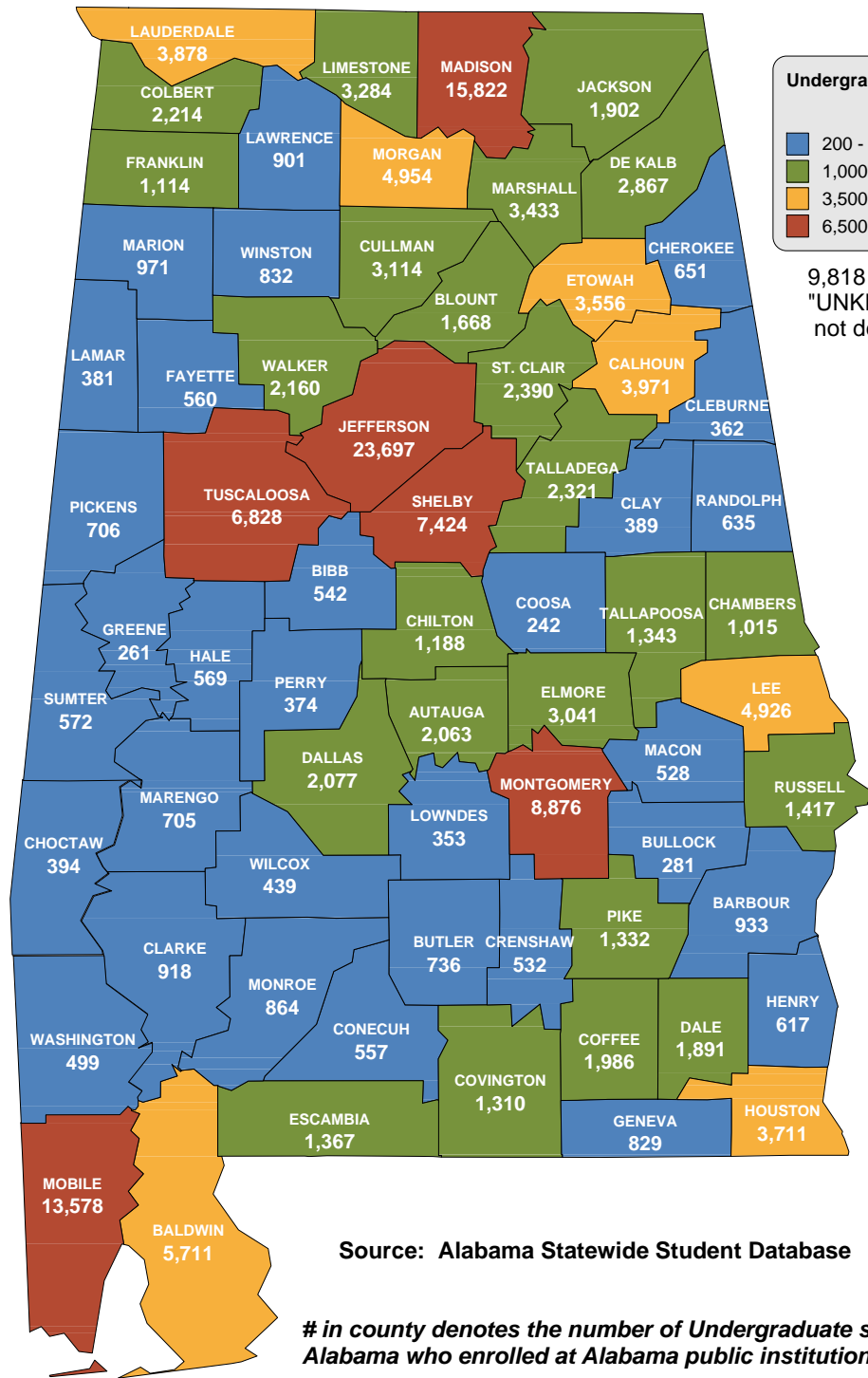
FALL 2011

ALL PUBLIC INSTITUTIONS



Source: Alabama Statewide Student Database

- Alabama A&M University (AAM)
- Alabama State University (ASU)
- Athens State University (ATSU)
- Auburn University (AU)
- Auburn University at Montgomery (AUM)
- Jacksonville State University (JSU)
- Troy University (TROY)
- University of Alabama (UA)
- University of Alabama at Birmingham (UAB)
- University of Alabama in Huntsville (UAH)
- University of Montevallo (UM)
- University of North Alabama (UNA)
- University of South Alabama (USA)
- University of West Alabama (UWA)
- Alabama Southern Community College (ALS)
- Bevill State Community College (BEV)
- Bishop State Community College (BIS)
- Calhoun Community College (CAL)
- Central Alabama Community College (CEN)
- Chattahoochee Valley Community College (CVCC)
- Drake State Technical College (DRA)
- Enterprise State Community College (ENT)
- Faulkner State Community College (FSC)
- Gadsden State Community College (GAD)
- Ingram State Technical College (ING)
- Jefferson Davis Community College (JD)
- Jefferson State Community College (JSC)
- Lawson State Community College (LAW)
- Lurleen B. Wallace Community College (LBW)
- Marion Military Institute (MMI)
- Northeast Alabama Community College (NEC)
- Northwest-Shoals Community College (NWS)
- Reid State Technical College (REI)
- Shelton State Community College (SHC)
- Snead State Community College (SND)
- Southern Union State Community College (SOU)
- Trenholm State Technical College (TRE)
- Wallace Community College Dothan (WSD)
- Wallace State Community College Hanceville (WSH)
- Wallace State Community College Selma (WSS)



9,818 students with an "UNKNOWN" county are not depicted on this map.

ALL ALABAMA PUBLIC INSTITUTIONS UNDERGRADUATE ENROLLMENT ONLY

UNDERGRADUATE STUDENTS

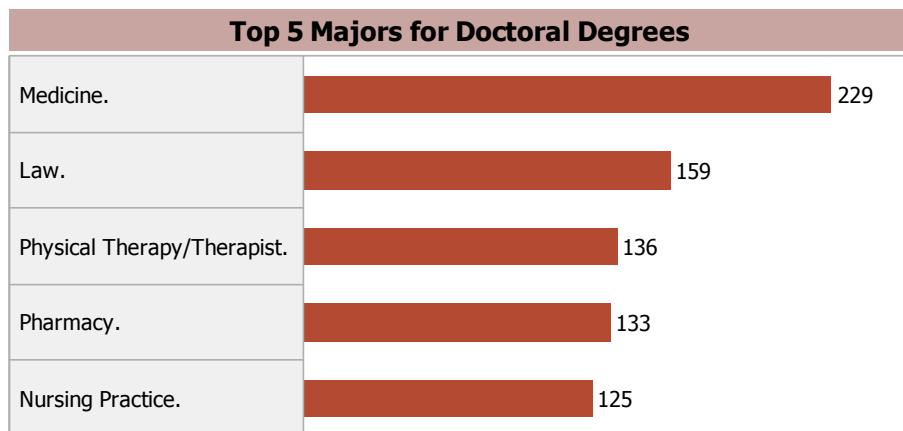
Total: 218,319
From Alabama: 181,380

Source: Alabama Statewide Student Database


in county denotes the number of Undergraduate students from Alabama who enrolled at Alabama public institutions FA 2011.



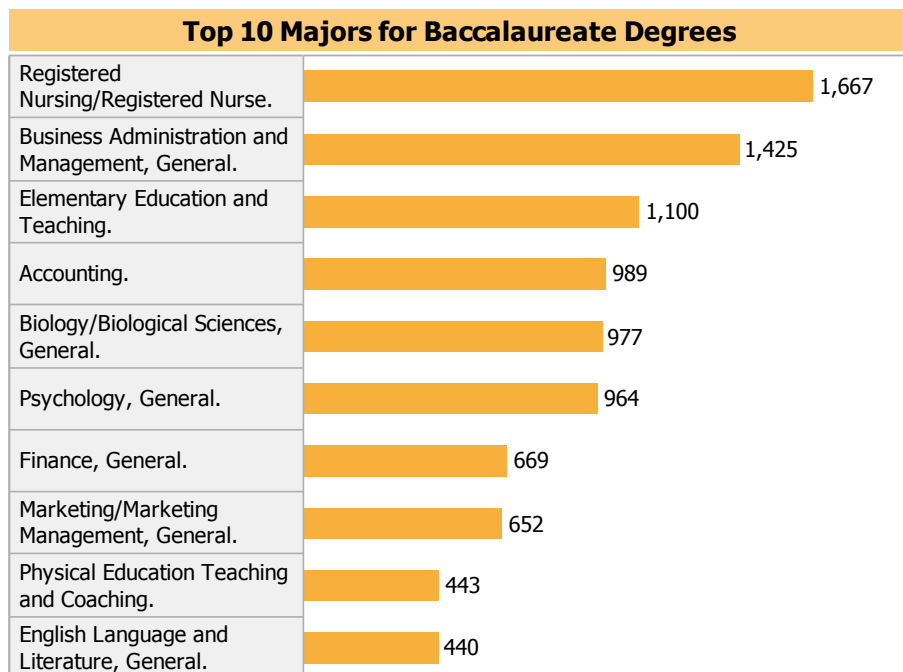
ACHE Summary of 2010-2011 Completions by Major and Level for All Public Institutions (Total Number of Completions at Alabama Public Institutions was 45,892)*



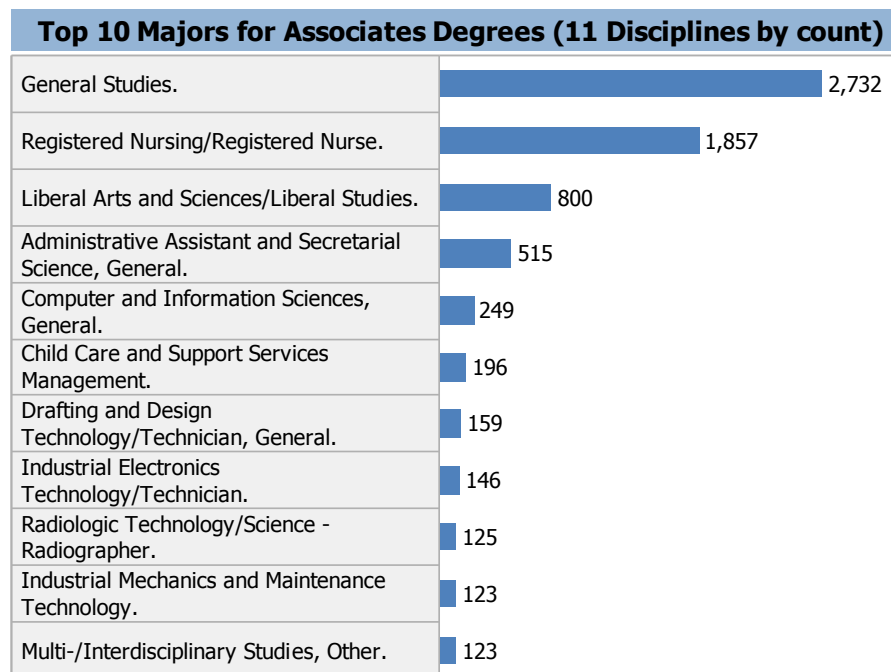
Number of doctoral degrees completed at Alabama public institutions was 1,643.



Number of masters degrees completed at Alabama public institutions was 8,484.



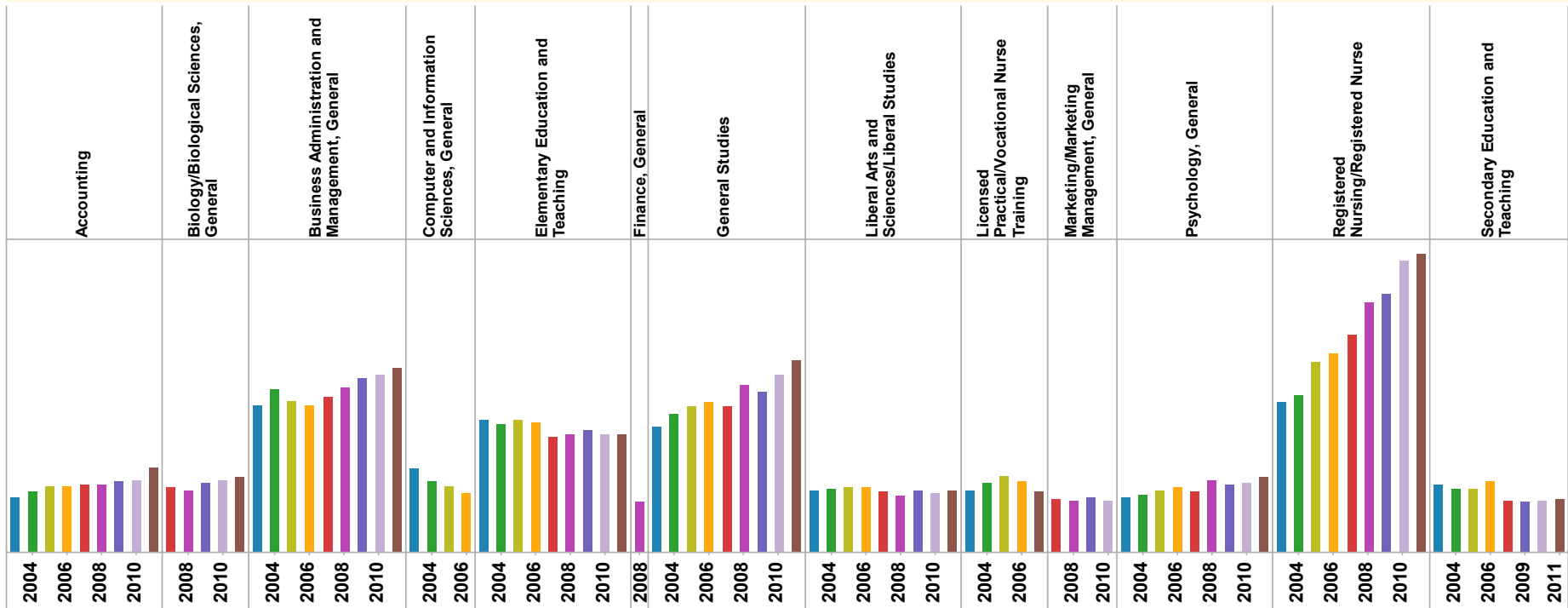
Number of baccalaureate degrees completed at Alabama public institutions was 20,559.



Number of associates degrees completed at Alabama public institutions was 8,933.

*The total number of completions includes other award levels that are not depicted in these charts.

**ALABAMA COMMISSION ON HIGHER EDUCATION
Top Areas of All Degrees Conferred 2003 through 2011
Alabama Public Institutions**



Top Areas of All Degrees Conferred

Major	2003	2004	2005	2006	2007	2008	2009	2010	2011
Accounting	789	864	953	957	979	970	1,021	1,042	1,231
Biology/Biological Sciences, General					924	888	1,004	1,037	1,070
Business Administration and Management, General	2,108	2,339	2,184	2,120	2,234	2,356	2,514	2,548	2,652
Computer and Information Sciences, General	1,206	1,013	960	841					
Elementary Education and Teaching	1,896	1,839	1,915	1,869	1,663	1,692	1,764	1,692	1,698
Finance, General						716			
General Studies	1,811	1,997	2,085	2,146	2,102	2,413	2,297	2,542	2,745
Liberal Arts and Sciences/Liberal Studies	897	909	926	932	867	806	883	859	885
Licensed Practical/Vocational Nurse Training	891	994	1,095	1,011					863
Marketing/Marketing Management, General					758	747	785	756	
Psychology, General	797	836	887	933	863	1,041	967	989	1,079
Registered Nursing/Registered Nurse	2,160	2,265	2,724	2,859	3,136	3,578	3,715	4,175	4,281
Secondary Education and Teaching	967	914	915	1,013	744		734	749	766

Notes: (1.) A blank space indicates item was not in Top 10 for the specified year. (2.) Includes all levels of completions. (3.) There was a fluctuation of Top 10 Areas of Degrees. Conferred over the 9-year timespan with a total of 13 areas identified; all areas were not in Top 10 each year.

Source: Alabama Statewide Student Database.

Enrollment

Total Enrollment 251,109

Gender	Male	104,082
	Female	147,014
	Unknown	13
Level	Undergrad	218,319
	Graduate	32,790
Status	Full-Time	166,901
	Part-Time	84,208

Students Enrolled in Remedial Courses

Math Only	14,418
English Only	4,459
Math & English	6,495

Enrollment by Type of Tuition Paid

In-State		
Undergraduate	186,356	
Graduate	21,166	
Out-of-State		
Undergraduate	24,861	
Graduate	8,089	
Non-Resident Exempt, paying In-State		
Undergraduate	7,102	
Graduate	3,535	

Financial Aid

Received	172,919
Not Received	78,190

Migration within Alabama Public Institutions

Transfer In	12,000
Transfer Out	12,000



Fall 2011
ALABAMA

ALL INSTITUTIONS



Institutional Student Profiles

Alabama Commission on Higher Education

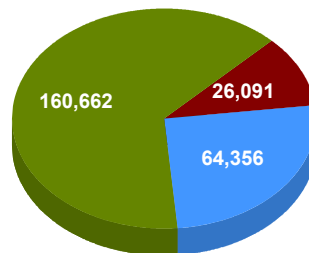
www.ache.alabama.gov

Source: Alabama Statewide Student Database

Includes Credit Students Only

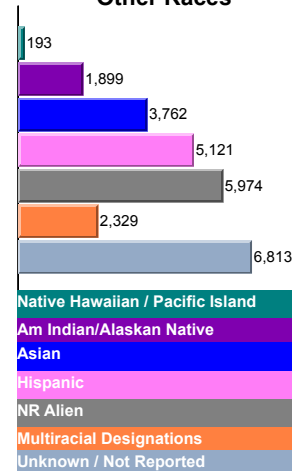
Race/Ethnicity

Race Summary



African Am/Non-Hispanic
White / Non-Hispanic
Other Races

Expanded Detail of Other Races



Origins of All Students

Florida	5,447
Georgia	10,270
Mississippi	3,953
Tennessee	3,763
Other US States and Territories	15,575
Non-US	10,050
From Alabama	202,051

Top Five Alabama Counties - Undergraduate Students

Jefferson	11%
Madison	7%
Mobile	6%
UNKNOWN ALABAMA COUNTIES	4%
Montgomery	4%

Top Five Alabama Public - Feeder High Schools

# of 2010-11 H.S. Graduates Enrolled.....	23,542	
Bob Jones	Madison City	447
Hoover	Hoover City	365
Virgil Grissom	Huntsville City	317
Sparkman	Madison County	287
Auburn	Auburn City	282

Summary of 2010-2011 Completions

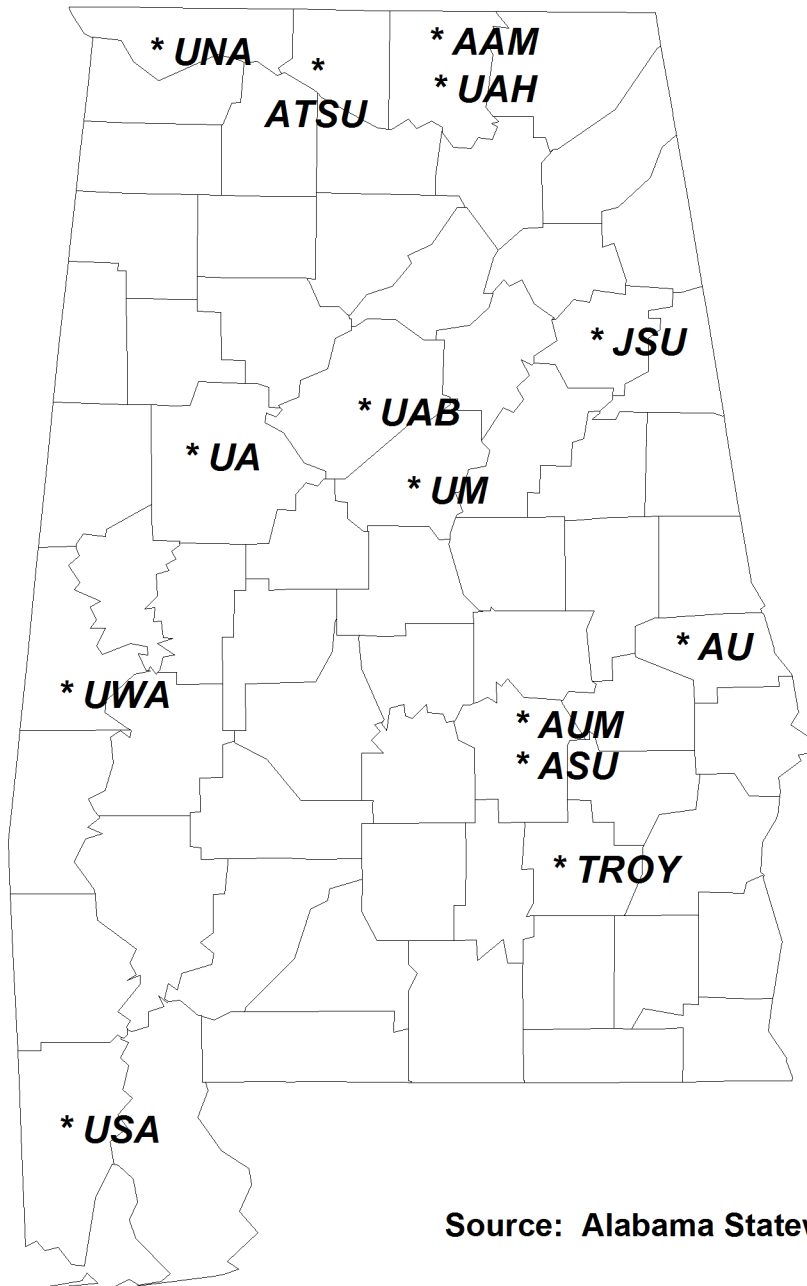
<1 Year	2,975
<2 Year	2,760
Associate	8,933
<4 Year	34
Baccalaureate	20,559
Post Baccalaureate	113
Master's	8,484
Post-Master's	391
Doctoral	1,643

Retention of 1st Time Degree-Seeking Freshmen

# of Fall 2010 Cohort Students.....	44,091
Enrolled or Completed Same Inst. FA 2011.....	62%
Enrolled Other AL Public Inst. FA 2011	6%

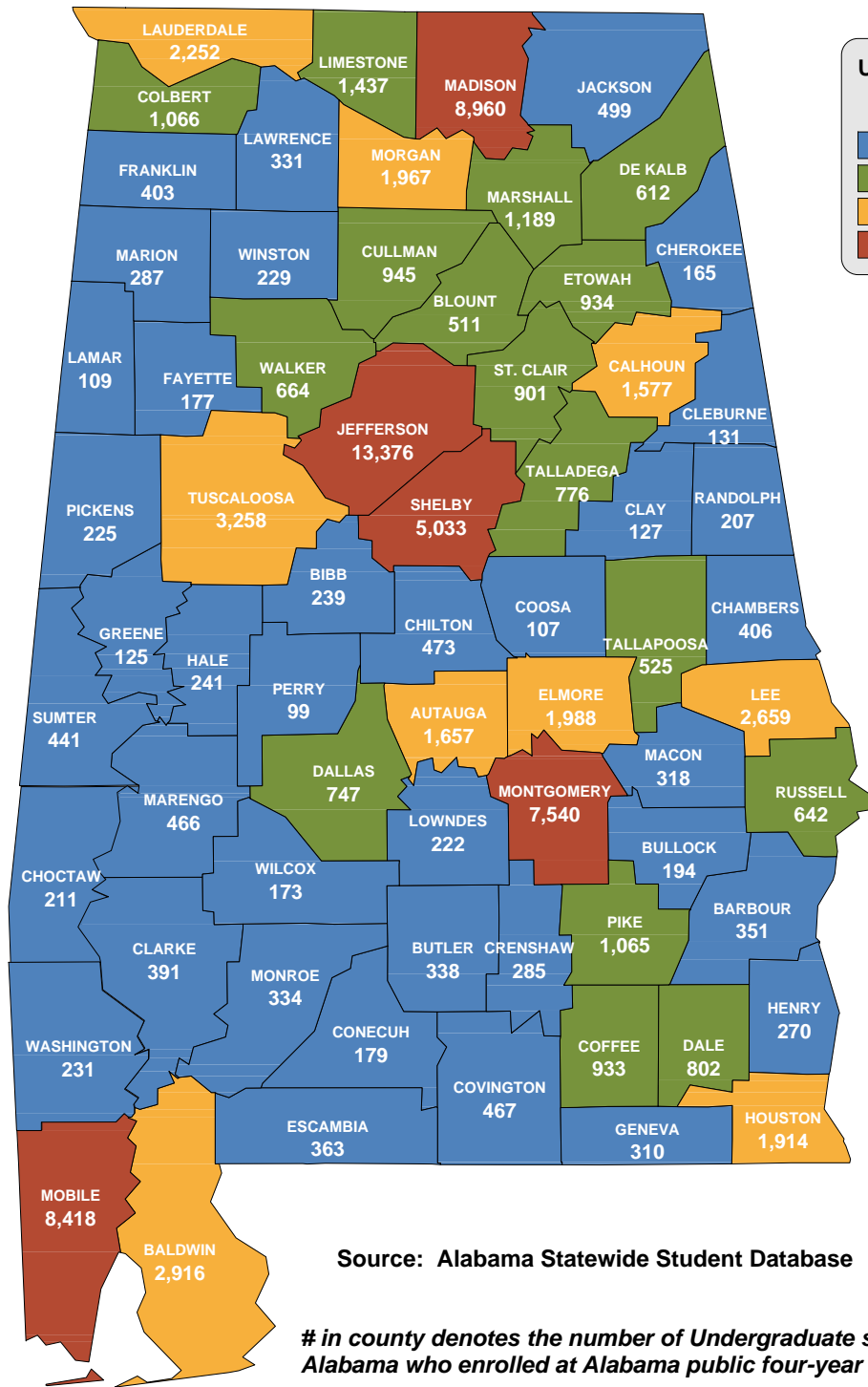
**ALABAMA COMMISSION ON HIGHER EDUCATION
INSTITUTIONAL STUDENT PROFILES
FALL 2011**

**ALL PUBLIC
4-YEAR
INSTITUTIONS**



- Alabama A&M University (AAM)
- Alabama State University (ASU)
- Athens State University (ATSU)
- Auburn University (AU)
- Auburn University at Montgomery (AUM)
- Jacksonville State University (JSU)
- Troy University (TROY)
- University of Alabama (UA)
- University of Alabama at Birmingham (UAB)
- University of Alabama in Huntsville (UAH)
- University of Montevallo (UM)
- University of North Alabama (UNA)
- University of South Alabama (USA)
- University of West Alabama (UWA)

Source: Alabama Statewide Student Database



**Undergraduate Students by County
Fall 2011**

- 1 - 500
- 500 - 1,500
- 1,500 - 4,000
- 4,000 - 14,000

7,832 students with an "UNKNOWN" county are not depicted on this map.

ALL ALABAMA PUBLIC 4-YEAR INSTITUTIONS

UNDERGRADUATE ENROLLMENT ONLY

UNDERGRADUATE STUDENTS

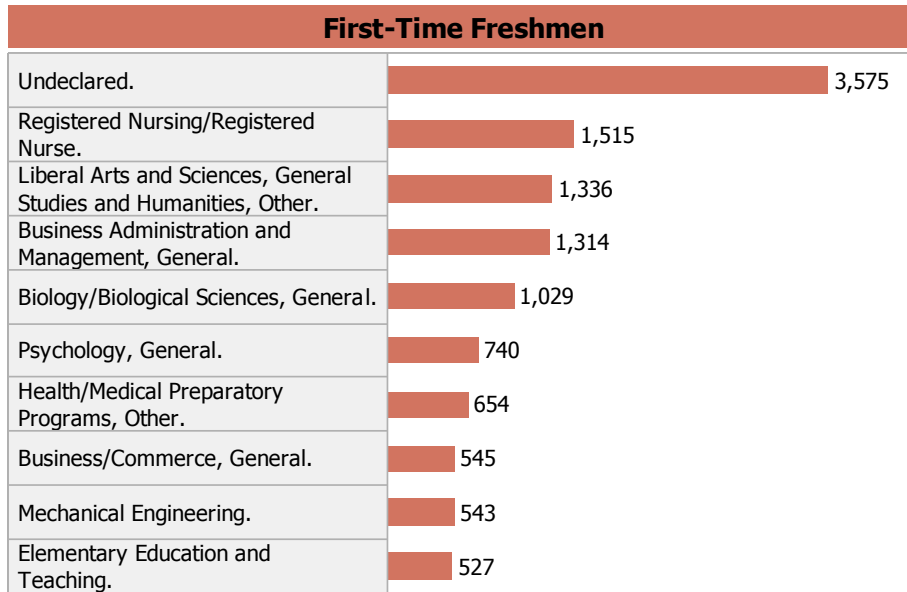
Total: 124,599
From Alabama: 95,220

Source: Alabama Statewide Student Database

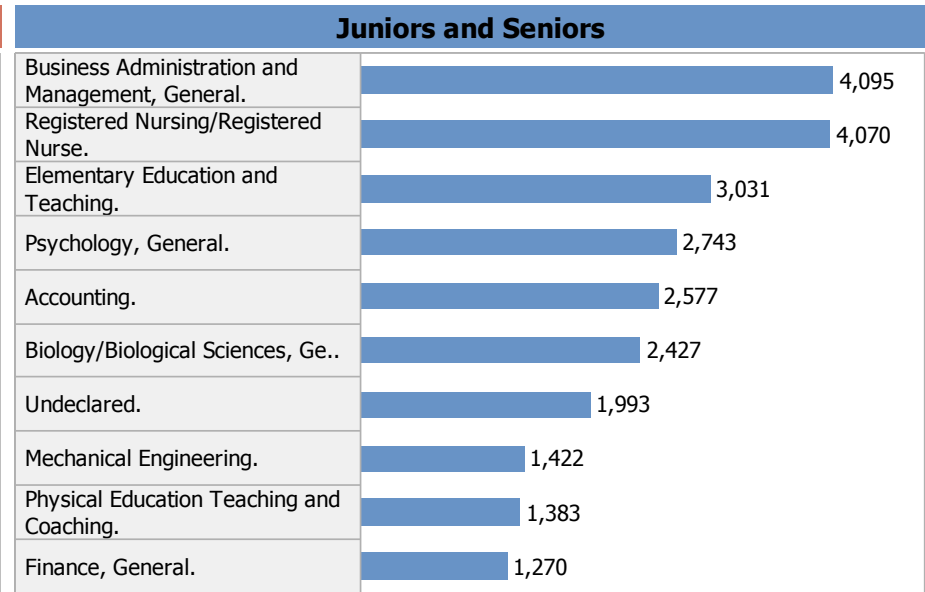
in county denotes the number of Undergraduate students from Alabama who enrolled at Alabama public four-year institutions FA 2011.




ACHE Summary of Top 10 Majors of Students Enrolled Fall 2011 at 4YR Public Institutions (Total Number of Students at Alabama Public 4YR Institutions was 157,389)



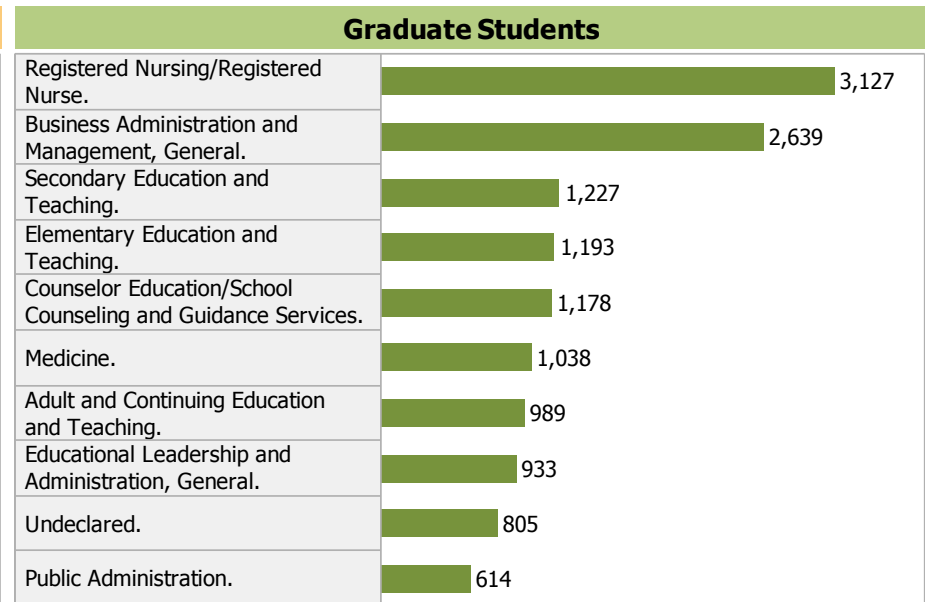
Number of first-time freshmen enrolled at Alabama public 4YR institutions was 22,317.



Number of juniors and seniors enrolled at Alabama public 4YR institutions was 61,050.

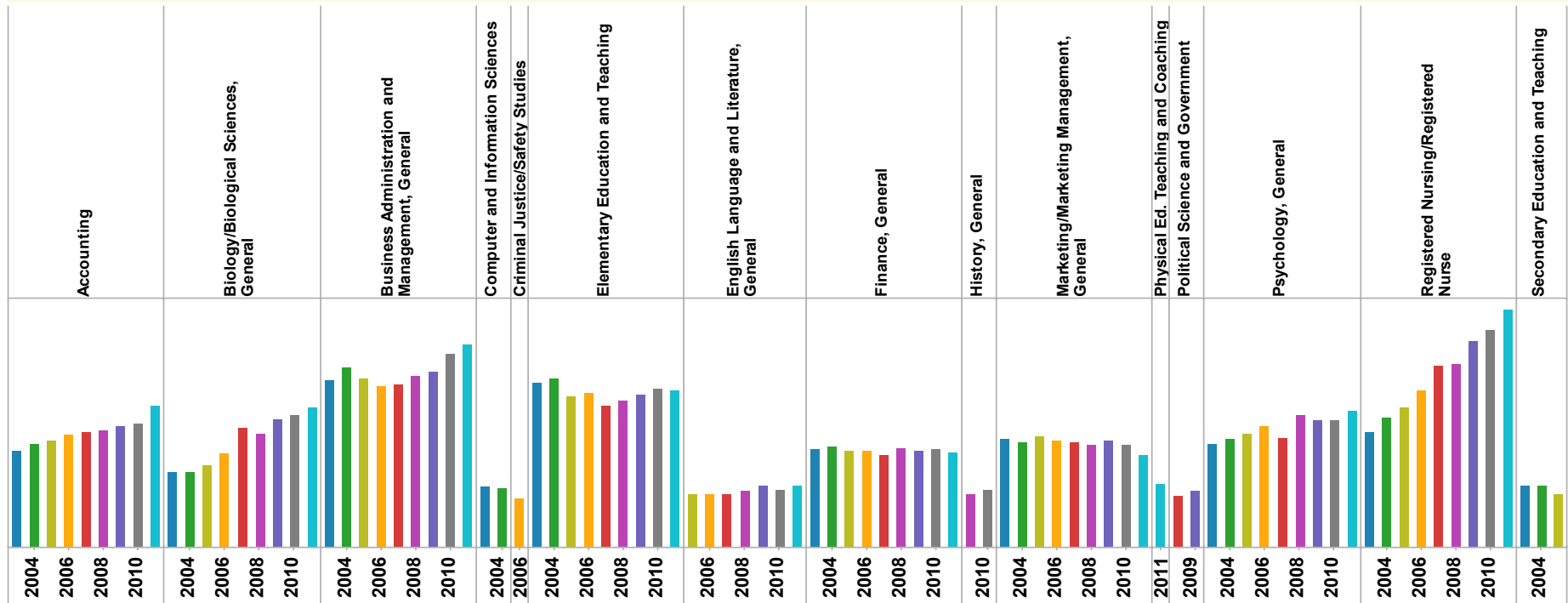


Number of undergraduate transfers enrolled at Alabama public 4YR institutions was 10,214.



Number of graduate students enrolled at Alabama public 4YR institutions was 32,790.

ALABAMA COMMISSION ON HIGHER EDUCATION
Top Areas of Baccalaureate Degrees Conferred 2003 through 2011
Alabama Public Institutions



Top Areas of Baccalaureate Degrees Conferred

Major	2003	2004	2005	2006	2007	2008	2009	2010	2011
Accounting	680	731	749	792	806	815	846	872	989
Biology/Biological Sciences, General	528	526	576	656	841	800	898	935	977
Business Administration and Management, General	1,172	1,263	1,180	1,131	1,143	1,204	1,230	1,358	1,425
Computer and Information Sciences	426	413							
Criminal Justice/Safety Studies				347					
Elementary Education and Teaching	1,151	1,188	1,063	1,085	989	1,036	1,075	1,111	1,100
English Language and Literature, General			371	370	374	395	432	406	440
Finance, General	685	709	678	681	650	698	673	691	669
History, General						377		400	
Marketing/Marketing Management, General	757	737	778	745	736	720	744	718	652
Physical Ed. Teaching and Coaching									443
Political Science and Government					362		397		
Psychology, General	728	761	801	851	771	928	893	891	964
Registered Nursing/Registered Nurse	809	912	984	1,107	1,271	1,283	1,447	1,527	1,667
Secondary Education and Teaching	430	430	373						

Notes: (1.) A blank space indicates item was not in Top 10 for the specified year. (2.) Includes only Baccalaureate levels of completions. (3.) There was a fluctuation of Top 10 Areas of Baccalaureate Degrees Conferred over the 9-year time span with a total of 15 areas identified; all areas were not in Top 10 each year.

Source: Alabama Statewide Student Database.

Enrollment

Total Enrollment 157,389

Gender	Male	66,727
	Female	90,655
	Unknown	7
Level	Undergrad	124,599
	Graduate	32,790
Status	Full-Time	116,937
	Part-Time	40,452

Students Enrolled in Remedial Courses

Math Only	3,788
English Only	1,192
Math & English	871

Enrollment by Type of Tuition Paid

In-State	
Undergraduate	97,180
Graduate	21,166
Out-of-State	
Undergraduate	23,003
Graduate	8,089
Non-Resident Exempt, paying In-State	
Undergraduate	4,416
Graduate	3,535

Financial Aid

Received	106,050
Not Received	51,339

Migration within Alabama Public Institutions

Transfer In	7,772
Transfer Out	3,411



Fall 2011
ALABAMA

Four-Year Public Institutions



Institutional Student Profiles

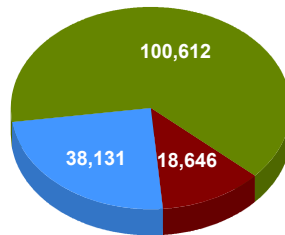
Alabama Commission on Higher Education

www.ache.alabama.gov

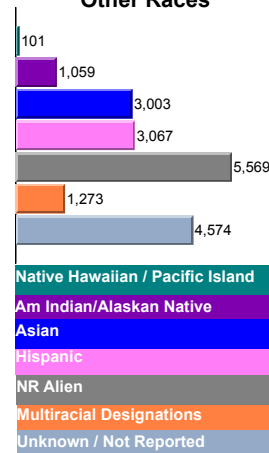
Source: Alabama Statewide Student Database
Includes Credit Students Only

Race/Ethnicity

Race Summary



Expanded Detail of Other Races



Origins of All Students

Florida	4,718
Georgia	8,916
Mississippi	3,663
Tennessee	3,388
Other US States and Territories	14,829
Non-US	5,984
From Alabama	115,891

Top Five Alabama Counties - Undergraduate Students

Jefferson	11%
Madison	7%
Mobile	7%
Montgomery	6%
UNKNOWN ALABAMA COUNTIES	6%

Top Five Alabama Public - Feeder High Schools

# of 2010-11 H.S. Graduates Enrolled.....	10,976	
Bob Jones	Madison City	320
Hoover	Hoover City	295
Vestavia Hills	Vestavia Hills City	240
Oak Mountain	Shelby County	223
Virgil Grissom	Huntsville City	215

Summary of 2010-2011 Completions

<1 Year	55
<2 Year	61
Associate	275
<4 Year	34
Baccalaureate	20,559
Post Baccalaureate	113
Master's	8,484
Post-Master's	391
Doctoral	1,643

Retention of 1st Time Degree-Seeking Freshmen

# of Fall 2010 Cohort Students.....	22,023
Enrolled or Completed Same Inst. FA 2011.....	75%
Enrolled Other AL Public Inst. FA 2011	6%

Enrollment

Total Enrollment 4,922

Gender	Male	2,218
	Female	2,704
	Unknown	0
Level	Undergrad	4,128
	Graduate	794
Status	Full-Time	3,782
	Part-Time	1,140

Students Enrolled in Remedial Courses

Math Only	130
English Only	124
Math & English	79

Enrollment by Type of Tuition Paid

In-State	
Undergraduate	2,989
Graduate	703
Out-of-State	
Undergraduate	1,135
Graduate	89
Non-Resident Exempt, paying In-State	
Undergraduate	4
Graduate	2

Financial Aid

Received	4,479
Not Received	443

Migration within Alabama Public Institutions

Transfer In	83
Transfer Out	147

Fall 2011
Normal, AL

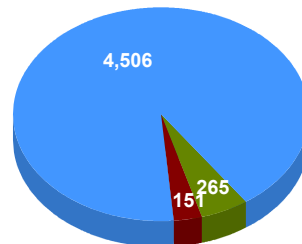
Alabama A&M University



Institutional Student Profiles
Alabama Commission on Higher Education
www.ache.alabama.gov
Source: Alabama Statewide Student Database
Includes Credit Students Only

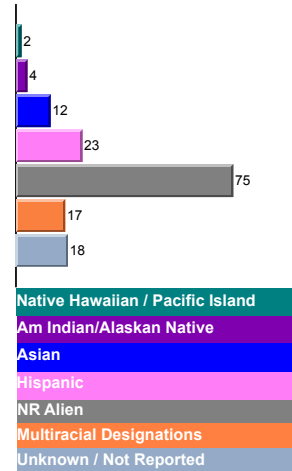
Race/Ethnicity

Race Summary



African Am/Non-Hispanic	151
White / Non-Hispanic	4,506
Other Races	265

Expanded Detail of Other Races



Origins of All Students

Florida	50
Georgia	260
Mississippi	28
Tennessee	73
Other US States and Territories	567
Non-US	252
From Alabama	3,692

Top Five Alabama Counties - Undergraduate Students

UNKNOWN ALABAMA COUNTIES	51%
Madison	8%
Jefferson	4%
Mobile	2%
Montgomery	1%

Top Five Alabama Public - Feeder High Schools

# of 2010-11 H.S. Graduates Enrolled	520	
Booker T Washington	Macon County	20
Mattie T Blount	Mobile County	15
Minor	Jefferson County	14
John L Leflore Magnet	Mobile County	12
Carver Senior	Montgomery County	11

Summary of 2010-2011 Completions

<1 Year	0
<2 Year	0
Associate	0
<4 Year	0
Baccalaureate	619
Post Baccalaureate	0
Master's	240
Post-Master's	0
Doctoral	9

Retention of 1st Time Degree-Seeking Freshmen

# of Fall 2010 Cohort Students	848
Enrolled or Completed Same Inst. FA 2011	65%
Enrolled Other AL Public Inst. FA 2011	9%

Enrollment

Total Enrollment 5,429

Gender	Male	2,123
	Female	3,306
	Unknown	0
Level	Undergrad	4,747
	Graduate	682
Status	Full-Time	4,613
	Part-Time	816

Students Enrolled in Remedial Courses

Math Only	194
English Only	258
Math & English	191

Enrollment by Type of Tuition Paid

In-State	
Undergraduate	3,308
Graduate	605
Out-of-State	
Undergraduate	1,439
Graduate	72
Non-Resident Exempt, paying In-State	
Undergraduate	0
Graduate	5

Financial Aid

Received	3,751
Not Received	1,678

Migration within Alabama Public Institutions

Transfer In	0
Transfer Out	182



Fall 2011
Montgomery, AL

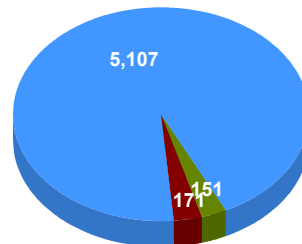
Alabama State University



Institutional Student Profiles
Alabama Commission on Higher Education
www.ache.alabama.gov
Source: Alabama Statewide Student Database
Includes Credit Students Only

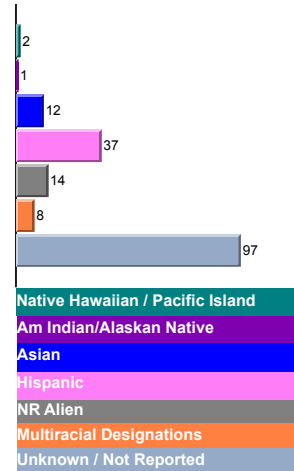
Race/Ethnicity

Race Summary



African Am/Non-Hispanic	171
White / Non-Hispanic	5,107
Other Races	151

Expanded Detail of Other Races



Origins of All Students

Florida	187
Georgia	501
Mississippi	41
Tennessee	36
Other US States and Territories	687
Non-US	64
From Alabama	3,913

Top Five Alabama Counties - Undergraduate Students

Montgomery	27%
Jefferson	11%
Mobile	5%
Dallas	3%
Macon	2%

Top Five Alabama Public - Feeder High Schools

# of 2010-11 H.S. Graduates Enrolled	551	
Lee	Montgomery County	46
Jefferson Davis	Montgomery County	40
Carver Senior	Montgomery County	29
Lanier Senior	Montgomery County	27
Central	Phenix City	21

Summary of 2010-2011 Completions

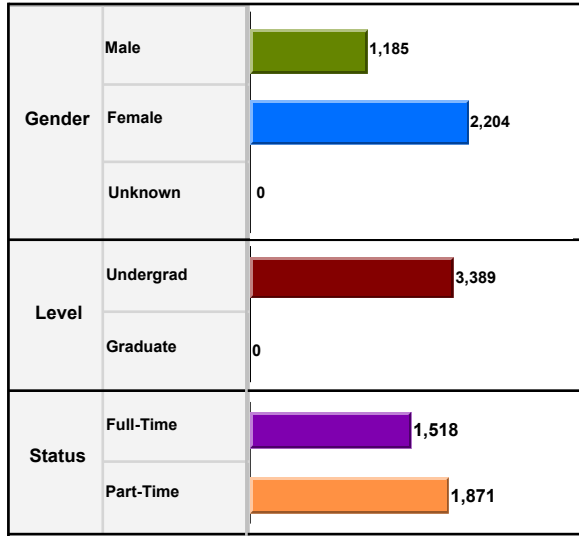
<1 Year	0
<2 Year	0
Associate	0
<4 Year	0
Baccalaureate	568
Post Baccalaureate	0
Master's	215
Post-Master's	30
Doctoral	51

Retention of 1st Time Degree-Seeking Freshmen

# of Fall 2010 Cohort Students	1,101
Enrolled or Completed Same Inst. FA 2011	53%
Enrolled Other AL Public Inst. FA 2011	6%

Enrollment

Total Enrollment **3,389**



Students Enrolled in Remedial Courses

Math Only	0
English Only	0
Math & English	0

Enrollment by Type of Tuition Paid

In-State	
Undergraduate	3,213
Graduate	0
Out-of-State	
Undergraduate	72
Graduate	0
Non-Resident Exempt, paying In-State	
Undergraduate	104
Graduate	0

Financial Aid

Received	1,968
Not Received	1,421

Migration within Alabama Public Institutions

Transfer In	571
Transfer Out	32



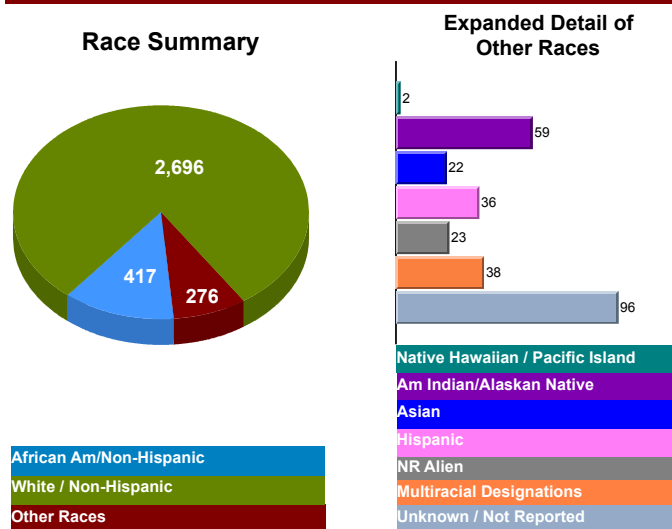
Fall 2011
Athens, AL

Athens State University



Institutional Student Profiles
Alabama Commission on Higher Education
www.ache.alabama.gov
Source: Alabama Statewide Student Database
Includes Credit Students Only

Race/Ethnicity



Origins of All Students

Florida	1
Georgia	9
Mississippi	4
Tennessee	105
Other US States and Territories	19
Non-US	38
From Alabama	3,213

Top Five Alabama Counties - Undergraduate Students

Madison	27%
Limestone	12%
Morgan	11%
Cullman	6%
Marshall	5%

Top Five Alabama Public - Feeder High Schools

# of 2010-11 H.S. Graduates Enrolled	N/A
.....	N/A
.....	N/A
.....	N/A
.....	N/A
.....	N/A

Summary of 2010-2011 Completions

<1 Year	0
<2 Year	0
Associate	0
<4 Year	0
Baccalaureate	961
Post Baccalaureate	0
Master's	0
Post-Master's	0
Doctoral	0

Retention of 1st Time Degree-Seeking Freshmen

# of Fall 2010 Cohort Students	N/A
Enrolled or Completed Same Inst. FA 2011	N/A
Enrolled Other AL Public Inst. FA 2011	N/A

Enrollment

Total Enrollment 25,469

Gender	Male	12,889
	Female	12,580
	Unknown	0
Level	Undergrad	20,446
	Graduate	5,023
Status	Full-Time	21,286
	Part-Time	4,183

Students Enrolled in Remedial Courses

Math Only	0
English Only	0
Math & English	0

Enrollment by Type of Tuition Paid

In-State	
Undergraduate	13,509
Graduate	2,114
Out-of-State	
Undergraduate	6,877
Graduate	2,031
Non-Resident Exempt, paying In-State	
Undergraduate	60
Graduate	878

Financial Aid

Received	14,613
Not Received	10,856

Migration within Alabama Public Institutions

Transfer In	1,230
Transfer Out	340



Fall 2011
Auburn, AL

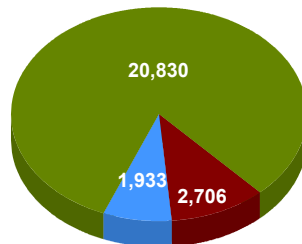
Auburn University



Institutional Student Profiles
Alabama Commission on Higher Education
www.ache.alabama.gov
Source: Alabama Statewide Student Database
Includes Credit Students Only

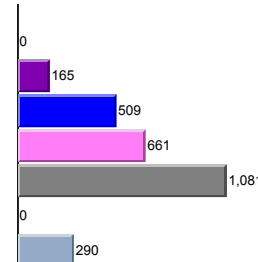
Race/Ethnicity

Race Summary



African Am/Non-Hispanic
White / Non-Hispanic
Other Races

Expanded Detail of Other Races



Native Hawaiian / Pacific Island
Am Indian/Alaskan Native
Asian
Hispanic
NR Alien
Multiracial Designations
Unknown / Not Reported

Origins of All Students

Florida	1,407
Georgia	3,260
Mississippi	160
Tennessee	829
Other US States and Territories	4,011
Non-US	1,108
From Alabama	14,694

Top Five Alabama Counties - Undergraduate Students

Jefferson	10%
Madison	7%
Lee	7%
Shelby	5%
Montgomery	4%

Top Five Alabama Public - Feeder High Schools

# of 2010-11 H.S. Graduates Enrolled	1,691	
Auburn	Auburn City	126
Oak Mountain	Shelby County	95
Hoover	Hoover City	93
Bob Jones	Madison City	91
Vestavia Hills	Vestavia Hills City	81

Summary of 2010-2011 Completions

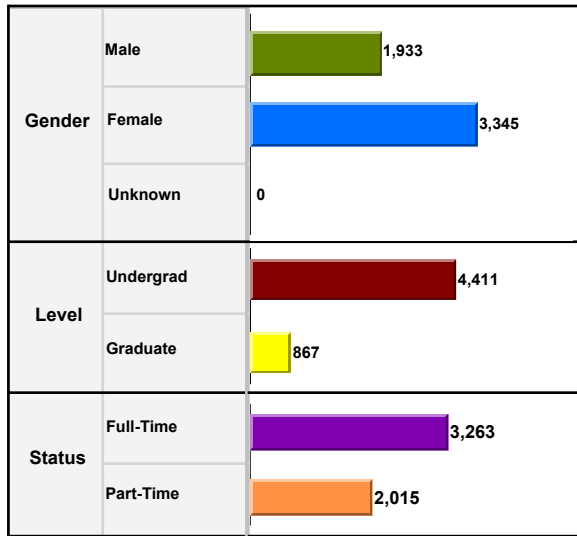
<1 Year	0
<2 Year	0
Associate	0
<4 Year	0
Baccalaureate	4,157
Post Baccalaureate	40
Master's	1,047
Post-Master's	28
Doctoral	433

Retention of 1st Time Degree-Seeking Freshmen

# of Fall 2010 Cohort Students	4,204
Enrolled or Completed Same Inst. FA 2011	88%
Enrolled Other AL Public Inst. FA 2011	3%

Enrollment

Total Enrollment 5,278



Students Enrolled in Remedial Courses

Math Only	431
English Only	43
Math & English	47

Enrollment by Type of Tuition Paid

In-State	
Undergraduate	4,085
Graduate	838
Out-of-State	
Undergraduate	312
Graduate	25
Non-Resident Exempt, paying In-State	
Undergraduate	14
Graduate	4

Financial Aid

Received	3,343
Not Received	1,935

Migration within Alabama Public Institutions

Transfer In	151
Transfer Out	309



Fall 2011
Montgomery, AL

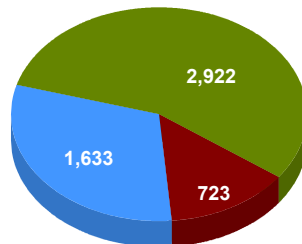
Auburn University at Montgomery



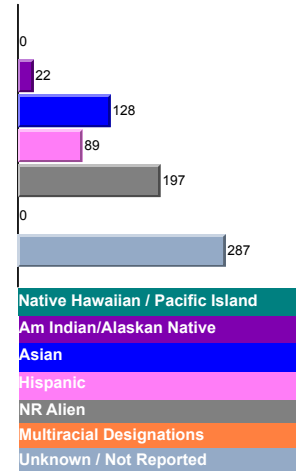
Institutional Student Profiles
Alabama Commission on Higher Education
www.ache.alabama.gov
Source: Alabama Statewide Student Database
Includes Credit Students Only

Race/Ethnicity

Race Summary



Expanded Detail of Other Races



Origins of All Students

Florida	34
Georgia	96
Mississippi	7
Tennessee	13
Other US States and Territories	130
Non-US	219
From Alabama	4,779

Top Five Alabama Counties - Undergraduate Students

Montgomery	36%
Elmore	15%
Autauga	11%
Lee	4%
Dallas	2%

Top Five Alabama Public - Feeder High Schools

# of 2010-11 H.S. Graduates Enrolled.....	431	
Prattville	Autauga County	48
Wetumpka	Elmore County	31
Lee	Montgomery County	27
Stanhope Elmore	Elmore County	25
Brewbaker Technology	Montgomery County	23

Summary of 2010-2011 Completions

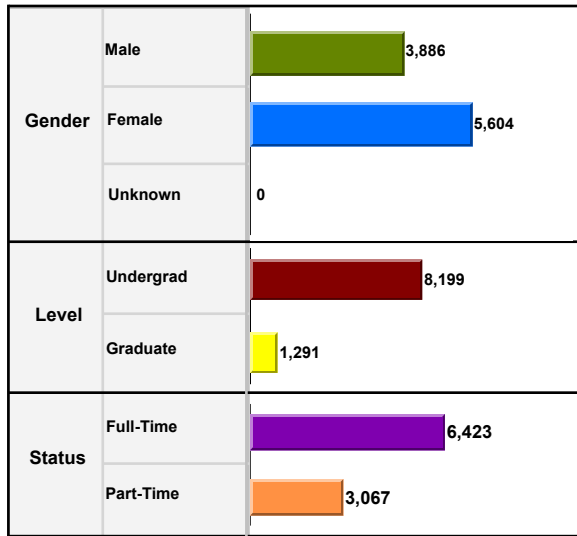
<1 Year	0
<2 Year	0
Associate	0
<4 Year	0
Baccalaureate	640
Post Baccalaureate	0
Master's	270
Post-Master's	29
Doctoral	0

Retention of 1st Time Degree-Seeking Freshmen

# of Fall 2010 Cohort Students.....	659
Enrolled or Completed Same Inst. FA 2011.....	52%
Enrolled Other AL Public Inst. FA 2011.....	15%

Enrollment

Total Enrollment 9,490



Students Enrolled in Remedial Courses

Math Only	239
English Only	229
Math & English	106

Enrollment by Type of Tuition Paid

In-State	
Undergraduate	7,443
Graduate	1,114
Out-of-State	
Undergraduate	447
Graduate	119
Non-Resident Exempt, paying In-State	
Undergraduate	309
Graduate	58

Financial Aid

Received	7,238
Not Received	2,252

Migration within Alabama Public Institutions

Transfer In	777
Transfer Out	364



Fall 2011
Jacksonville, AL

Jacksonville State University

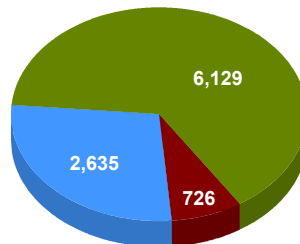


Institutional Student Profiles
Alabama Commission on Higher Education
www.ache.alabama.gov

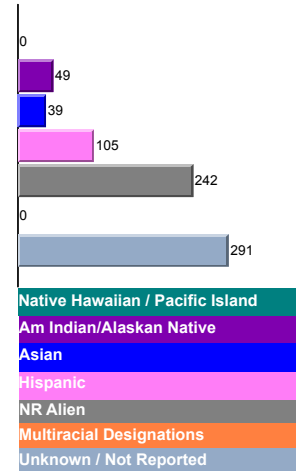
Source: Alabama Statewide Student Database
Includes Credit Students Only

Race/Ethnicity

Race Summary



Expanded Detail of Other Races



Origins of All Students

Florida	42
Georgia	526
Mississippi	11
Tennessee	19
Other US States and Territories	125
Non-US	5
From Alabama	8,762

Top Five Alabama Counties - Undergraduate Students

UNKNOWN ALABAMA COUNTIES	62%
Calhoun	11%
Etowah	3%
Jefferson	3%
Talladega	2%

Top Five Alabama Public - Feeder High Schools

# of 2010-11 H.S. Graduates Enrolled.....	989	
Oxford	Oxford City	66
Jacksonville	Jacksonville City	33
Pleasant Valley	Calhoun County	23
Talladega	Talladega City	20
Cleburne County	Cleburne County	19

Summary of 2010-2011 Completions

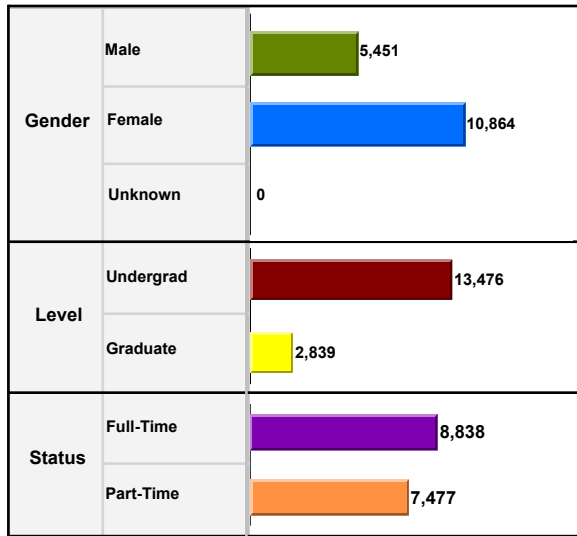
<1 Year	0
<2 Year	0
Associate	0
<4 Year	0
Baccalaureate	1,217
Post Baccalaureate	19
Master's	361
Post-Master's	87
Doctoral	0

Retention of 1st Time Degree-Seeking Freshmen

# of Fall 2010 Cohort Students.....	1,742
Enrolled or Completed Same Inst. FA 2011.....	64%
Enrolled Other AL Public Inst. FA 2011.....	10%

Enrollment

Total Enrollment 16,315



Students Enrolled in Remedial Courses

Math Only	1,192
English Only	177
Math & English	200

Enrollment by Type of Tuition Paid

In-State	
Undergraduate	11,980
Graduate	2,273
Out-of-State	
Undergraduate	688
Graduate	196
Non-Resident Exempt, paying In-State	
Undergraduate	808
Graduate	370

Financial Aid

Received	13,920
Not Received	2,395

Migration within Alabama Public Institutions

Transfer In	839
Transfer Out	339

Fall 2011
Troy, AL

Troy University



Institutional Student Profiles
Alabama Commission on Higher Education
www.ache.alabama.gov
Source: Alabama Statewide Student Database
Includes Credit Students Only

Origins of All Students

Florida	555
Georgia	940
Mississippi	30
Tennessee	14
Other US States and Territories	289
Non-US	718
From Alabama	13,769

Top Five Alabama Counties - Undergraduate Students

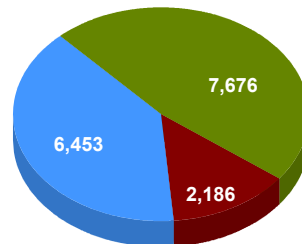
Montgomery	20%
Houston	8%
Pike	6%
Elmore	5%
Lee	4%

Top Five Alabama Public - Feeder High Schools

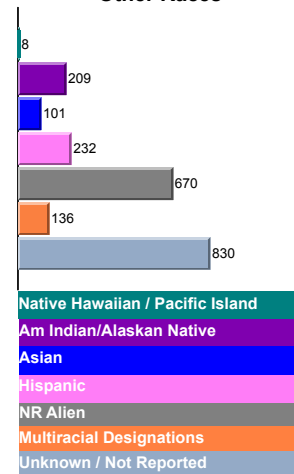
# of 2010-11 H.S. Graduates Enrolled.....	809	
Charles Henderson	Troy City	34
Prattville	Autauga County	28
Enterprise	Enterprise City	27
Jefferson Davis	Montgomery County	22
Northview	Dothan City	20

Race/Ethnicity

Race Summary



Expanded Detail of Other Races



Summary of 2010-2011 Completions

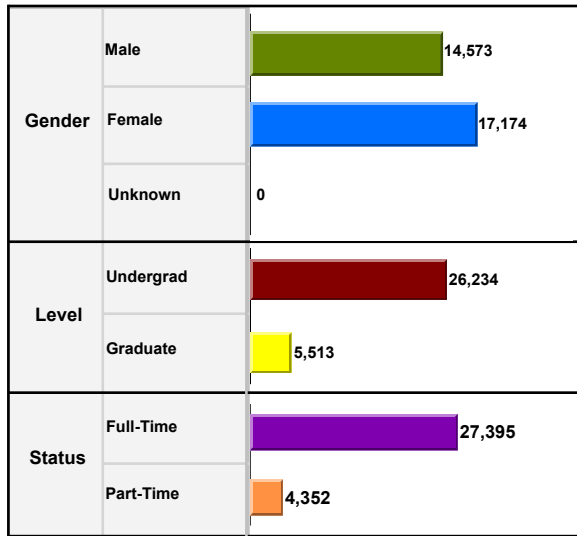
<1 Year	0
<2 Year	0
Associate	212
<4 Year	0
Baccalaureate	1,662
Post Baccalaureate	0
Master's	848
Post-Master's	48
Doctoral	8

Retention of 1st Time Degree-Seeking Freshmen

# of Fall 2010 Cohort Students.....	2,290
Enrolled or Completed Same Inst. FA 2011.....	62%
Enrolled Other AL Public Inst. FA 2011.....	6%

Enrollment

Total Enrollment 31,747



Students Enrolled in Remedial Courses

Math Only	529
English Only	3
Math & English	0

Enrollment by Type of Tuition Paid

In-State	
Undergraduate	17,402
Graduate	3,450
Out-of-State	
Undergraduate	8,778
Graduate	2,047
Non-Resident Exempt, paying In-State	
Undergraduate	54
Graduate	16

Financial Aid

Received	20,125
Not Received	11,622

Migration within Alabama Public Institutions

Transfer In	1,394
Transfer Out	456

Fall 2011
Tuscaloosa, AL

University of Alabama

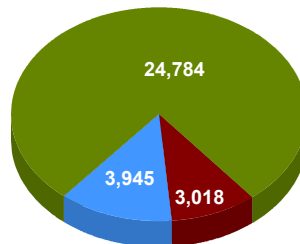


Institutional Student Profiles
Alabama Commission on Higher Education
www.ache.alabama.gov

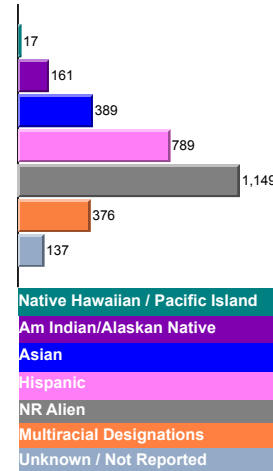
Source: Alabama Statewide Student Database
Includes Credit Students Only

Race/Ethnicity

Race Summary



Expanded Detail of Other Races



Origins of All Students

Florida	1,222
Georgia	2,232
Mississippi	399
Tennessee	1,061
Other US States and Territories	5,800
Non-US	1,046
From Alabama	19,987

Top Five Alabama Counties - Undergraduate Students

Jefferson	14%
Tuscaloosa	10%
Madison	6%
Shelby	5%
Mobile	4%

Top Five Alabama Public - Feeder High Schools

# of 2010-11 H.S. Graduates Enrolled.....	2,195	
Mountain Brook	Mountain Brook City	106
Vestavia Hills	Vestavia Hills City	102
Bob Jones	Madison City	89
Hoover	Hoover City	83
Oak Mountain	Shelby County	70

Summary of 2010-2011 Completions

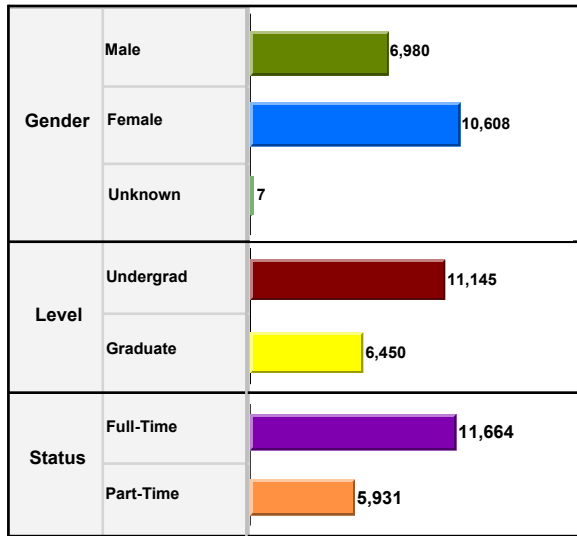
<1 Year	0
<2 Year	0
Associate	0
<4 Year	0
Baccalaureate	4,463
Post Baccalaureate	0
Master's	1,513
Post-Master's	44
Doctoral	401

Retention of 1st Time Degree-Seeking Freshmen

# of Fall 2010 Cohort Students.....	5,517
Enrolled or Completed Same Inst. FA 2011.....	85%
Enrolled Other AL Public Inst. FA 2011.....	4%

Enrollment

Total Enrollment 17,595



Students Enrolled in Remedial Courses

Math Only	410
English Only	134
Math & English	64

Enrollment by Type of Tuition Paid

In-State	
Undergraduate	9,871
Graduate	4,281
Out-of-State	
Undergraduate	877
Graduate	879
Non-Resident Exempt, paying In-State	
Undergraduate	397
Graduate	1,290

Financial Aid

Received	10,919
Not Received	6,676

Migration within Alabama Public Institutions

Transfer In	1,035
Transfer Out	254



Fall 2011
Birmingham, AL

University of Alabama at Birmingham

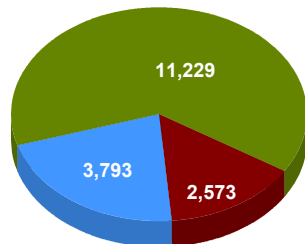


Institutional Student Profiles
Alabama Commission on Higher Education
www.ache.alabama.gov

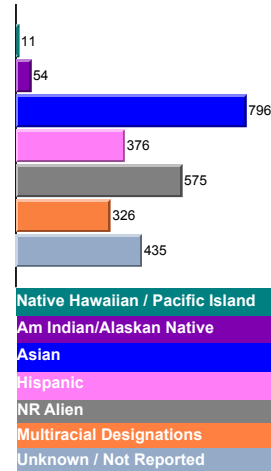
Source: Alabama Statewide Student Database
Includes Credit Students Only

Race/Ethnicity

Race Summary



Expanded Detail of Other Races



Origins of All Students

Florida	215
Georgia	536
Mississippi	281
Tennessee	194
Other US States and Territories	1,075
Non-US	588
From Alabama	14,706

Top Five Alabama Counties - Undergraduate Students

Jefferson	43%
Shelby	11%
Madison	6%
St Clair	3%
Montgomery	2%

Top Five Alabama Public - Feeder High Schools

# of 2010-11 H.S. Graduates Enrolled.....	1,131	
Hoover	Hoover City	45
Bob Jones	Madison City	43
Pelham	Shelby County	42
Spain Park	Hoover City	36
Vestavia Hills	Vestavia Hills City	35

Summary of 2010-2011 Completions

<1 Year	0
<2 Year	17
Associate	0
<4 Year	0
Baccalaureate	1,996
Post Baccalaureate	23
Master's	1,389
Post-Master's	36
Doctoral	528

Retention of 1st Time Degree-Seeking Freshmen

# of Fall 2010 Cohort Students.....	1,497
Enrolled or Completed Same Inst. FA 2011.....	78%
Enrolled Other AL Public Inst. FA 2011.....	8%

Enrollment

Total Enrollment 7,629

Gender	Male	4,208
	Female	3,421
	Unknown	0
Level	Undergrad	5,951
	Graduate	1,678
Status	Full-Time	4,997
	Part-Time	2,632

Students Enrolled in Remedial Courses

Math Only	177
English Only	0
Math & English	0

Enrollment by Type of Tuition Paid

In-State	
Undergraduate	5,213
Graduate	1,311
Out-of-State	
Undergraduate	488
Graduate	122
Non-Resident Exempt, paying In-State	
Undergraduate	250
Graduate	245

Financial Aid

Received	4,408
Not Received	3,221


Migration within Alabama Public Institutions

Transfer In	550
Transfer Out	190



Fall 2011
Huntsville, AL

University of Alabama in Huntsville

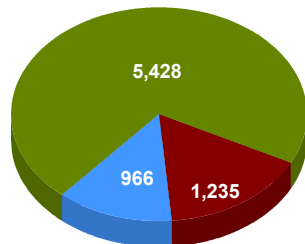


Institutional Student Profiles
Alabama Commission on Higher Education
www.ache.alabama.gov

Source: Alabama Statewide Student Database
Includes Credit Students Only

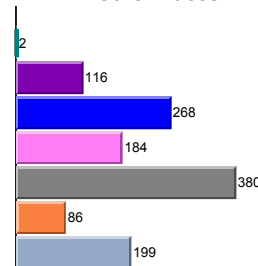
Race/Ethnicity

Race Summary



African Am/Non-Hispanic	966
White / Non-Hispanic	5,428
Other Races	1,235

Expanded Detail of Other Races



Native Hawaiian / Pacific Island	2
Am Indian/Alaskan Native	116
Asian	268
Hispanic	184
NR Alien	380
Multiracial Designations	86
Unknown / Not Reported	199

Origins of All Students

Florida	27
Georgia	54
Mississippi	12
Tennessee	429
Other US States and Territories	346
Non-US	418
From Alabama	6,343

Top Five Alabama Counties - Undergraduate Students

Madison	49%
UNKNOWN ALABAMA COUNTIES	8%
Morgan	6%
Limestone	4%
Marshall	4%

Top Five Alabama Public - Feeder High Schools

# of 2010-11 H.S. Graduates Enrolled	408	
Bob Jones	Madison City	48
Sparkman	Madison County	37
Virgil Grissom	Huntsville City	32
Huntsville	Huntsville City	25
Hazel Green	Madison County	17

Summary of 2010-2011 Completions

<1 Year	0
<2 Year	0
Associate	0
<4 Year	0
Baccalaureate	1,028
Post Baccalaureate	31
Master's	337
Post-Master's	4
Doctoral	41

Retention of 1st Time Degree-Seeking Freshmen

# of Fall 2010 Cohort Students	622
Enrolled or Completed Same Inst. FA 2011	76%
Enrolled Other AL Public Inst. FA 2011	8%

Enrollment

Total Enrollment 3,067

Gender	Male	997
	Female	2,070
	Unknown	0
Level	Undergrad	2,580
	Graduate	487
Status	Full-Time	2,445
	Part-Time	622

Students Enrolled in Remedial Courses

Math Only	0
English Only	0
Math & English	0

Enrollment by Type of Tuition Paid

In-State	
Undergraduate	2,409
Graduate	477
Out-of-State	
Undergraduate	171
Graduate	10
Non-Resident Exempt, paying In-State	
Undergraduate	0
Graduate	0

Financial Aid

Received	2,296
Not Received	771

Migration within Alabama Public Institutions

Transfer In	188
Transfer Out	117



Fall 2011
Montevallo, AL

University of Montevallo



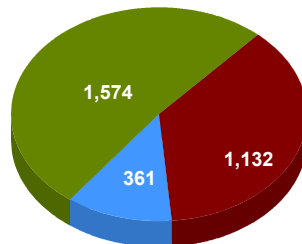
Institutional Student Profiles
Alabama Commission on Higher Education

www.ache.alabama.gov

Source: Alabama Statewide Student Database
Includes Credit Students Only

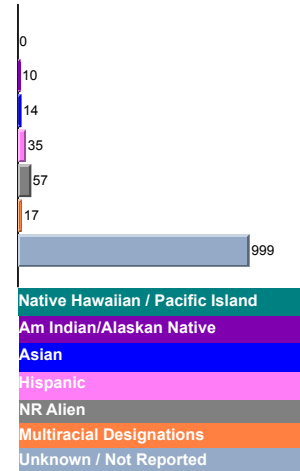
Race/Ethnicity

Race Summary



African Am/Non-Hispanic	361
White / Non-Hispanic	1,574
Other Races	1,132

Expanded Detail of Other Races



Origins of All Students

Florida	31
Georgia	24
Mississippi	8
Tennessee	11
Other US States and Territories	80
Non-US	61
From Alabama	2,852

Top Five Alabama Counties - Undergraduate Students

Shelby	30%
Jefferson	23%
Chilton	5%
Madison	5%
UNKNOWN ALABAMA COUNTIES	3%

Top Five Alabama Public - Feeder High Schools

# of 2010-11 H.S. Graduates Enrolled	347	
Hoover	Hoover City	28
Thompson	Shelby County	25
Pelham	Shelby County	19
Calera High	Shelby County	10
Montevallo	Shelby County	10

Summary of 2010-2011 Completions

<1 Year	0
<2 Year	0
Associate	0
<4 Year	0
Baccalaureate	437
Post Baccalaureate	0
Master's	163
Post-Master's	42
Doctoral	0

Retention of 1st Time Degree-Seeking Freshmen

# of Fall 2010 Cohort Students	432
Enrolled or Completed Same Inst. FA 2011	76%
Enrolled Other AL Public Inst. FA 2011	10%

Enrollment

Total Enrollment 7,233

Gender	Male	3,126
	Female	4,107
	Unknown	0
Level	Undergrad	6,208
	Graduate	1,025
Status	Full-Time	5,313
	Part-Time	1,920

Students Enrolled in Remedial Courses

Math Only	71
English Only	72
Math & English	18

Enrollment by Type of Tuition Paid

In-State	
Undergraduate	4,937
Graduate	585
Out-of-State	
Undergraduate	560
Graduate	328
Non-Resident Exempt, paying In-State	
Undergraduate	711
Graduate	112

Financial Aid

Received	4,508
Not Received	2,725

Migration within Alabama Public Institutions

Transfer In	258
Transfer Out	337



Fall 2011
Florence, AL

University of North Alabama

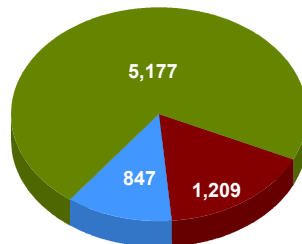


Institutional Student Profiles
Alabama Commission on Higher Education
www.ache.alabama.gov

Source: Alabama Statewide Student Database
Includes Credit Students Only

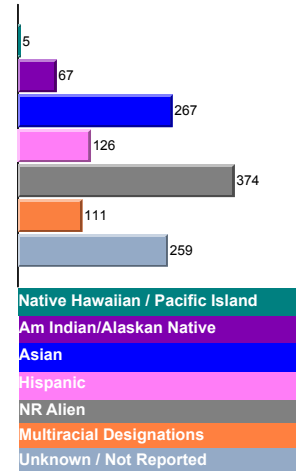
Race/Ethnicity

Race Summary



African Am/Non-Hispanic	847
White / Non-Hispanic	5,177
Other Races	1,209

Expanded Detail of Other Races



Origins of All Students

Florida	59
Georgia	51
Mississippi	307
Tennessee	479
Other US States and Territories	197
Non-US	666
From Alabama	5,474

Top Five Alabama Counties - Undergraduate Students

Lauderdale	26%
Colbert	11%
Madison	10%
Morgan	5%
Limestone	4%

Top Five Alabama Public - Feeder High Schools

# of 2010-11 H.S. Graduates Enrolled.....	603	
Florence	Florence City	29
Sparkman	Madison County	29
Muscle Shoals	Muscle Shoals City	25
Central	Lauderdale County	24
Brooks	Lauderdale County	21

Summary of 2010-2011 Completions

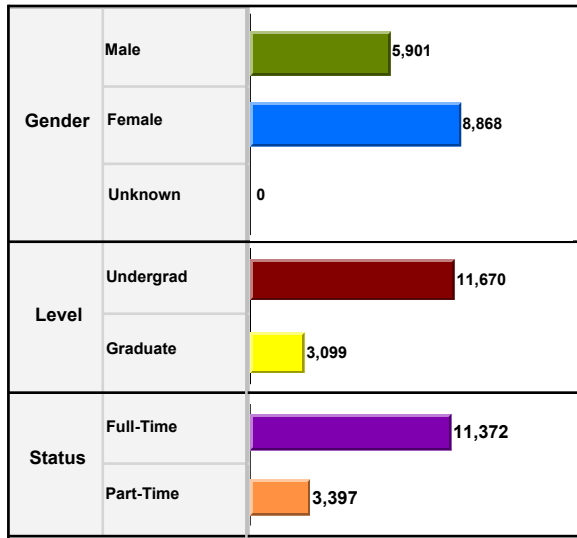
<1 Year	0
<2 Year	0
Associate	0
<4 Year	0
Baccalaureate	912
Post Baccalaureate	0
Master's	363
Post-Master's	5
Doctoral	0

Retention of 1st Time Degree-Seeking Freshmen

# of Fall 2010 Cohort Students.....	1,033
Enrolled or Completed Same Inst. FA 2011.....	70%
Enrolled Other AL Public Inst. FA 2011.....	11%

Enrollment

Total Enrollment 14,769



Students Enrolled in Remedial Courses

Math Only	352
English Only	25
Math & English	28

Enrollment by Type of Tuition Paid

In-State	
Undergraduate	9,304
Graduate	1,589
Out-of-State	
Undergraduate	902
Graduate	1,243
Non-Resident Exempt, paying In-State	
Undergraduate	1,464
Graduate	267

Financial Aid

Received	10,067
Not Received	4,702

Migration within Alabama Public Institutions

Transfer In	544
Transfer Out	260



Fall 2011
Mobile, AL

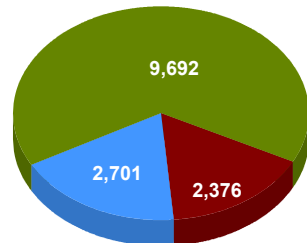
University of South Alabama



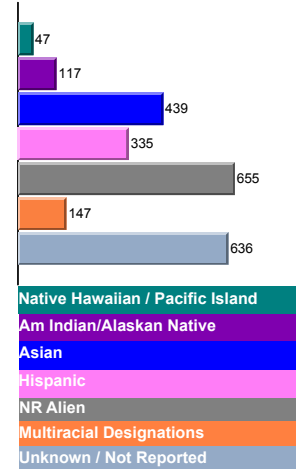
Institutional Student Profiles
Alabama Commission on Higher Education
www.ache.alabama.gov
Source: Alabama Statewide Student Database
Includes Credit Students Only

Race/Ethnicity

Race Summary



Expanded Detail of Other Races



Origins of All Students

Florida	823
Georgia	183
Mississippi	1,397
Tennessee	70
Other US States and Territories	1,219
Non-US	713
From Alabama	10,364

Top Five Alabama Counties - Undergraduate Students

Mobile	50%
Baldwin	11%
Jefferson	2%
Montgomery	1%
Shelby	1%

Top Five Alabama Public - Feeder High Schools

# of 2010-11 H.S. Graduates Enrolled.....	1,071	
Baker	Mobile County	108
Murphy	Mobile County	89
WP Davidson	Mobile County	59
Mary G Montgomery	Mobile County	51
Satsuma	Mobile County	46

Summary of 2010-2011 Completions

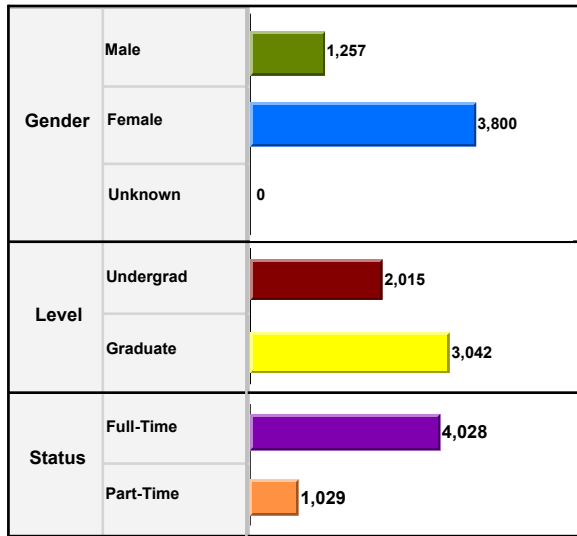
<1 Year	55
<2 Year	44
Associate	0
<4 Year	34
Baccalaureate	1,712
Post Baccalaureate	0
Master's	703
Post-Master's	38
Doctoral	172

Retention of 1st Time Degree-Seeking Freshmen

# of Fall 2010 Cohort Students.....	1,772
Enrolled or Completed Same Inst. FA 2011.....	64%
Enrolled Other AL Public Inst. FA 2011.....	8%

Enrollment

Total Enrollment 5,057



Students Enrolled in Remedial Courses

Math Only	63
English Only	127
Math & English	138

Enrollment by Type of Tuition Paid

In-State	
Undergraduate	1,517
Graduate	1,826
Out-of-State	
Undergraduate	257
Graduate	928
Non-Resident Exempt, paying In-State	
Undergraduate	241
Graduate	288

Financial Aid

Received	4,415
Not Received	642

Migration within Alabama Public Institutions

Transfer In	152
Transfer Out	84



Fall 2011
Livingston, AL

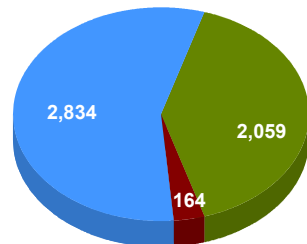
University of West Alabama



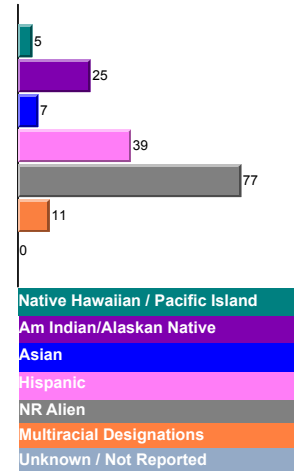
Institutional Student Profiles
Alabama Commission on Higher Education
www.ache.alabama.gov
Source: Alabama Statewide Student Database
Includes Credit Students Only

Race/Ethnicity

Race Summary



Expanded Detail of Other Races



Origins of All Students

Florida	65
Georgia	244
Mississippi	978
Tennessee	55
Other US States and Territories	284
Non-US	88
From Alabama	3,343

Top Five Alabama Counties - Undergraduate Students

Sumter	16%
Marengo	10%
Tuscaloosa	8%
Jefferson	4%
Choctaw	4%

Top Five Alabama Public - Feeder High Schools

# of 2010-11 H.S. Graduates Enrolled.....	248	
Demopolis	Demopolis City	17
Aliceville	Pickens County	8
Livingston	Sumter County	8
Hillcrest	Tuscaloosa County	7
Paul W Bryant	Tuscaloosa City	7

Summary of 2010-2011 Completions

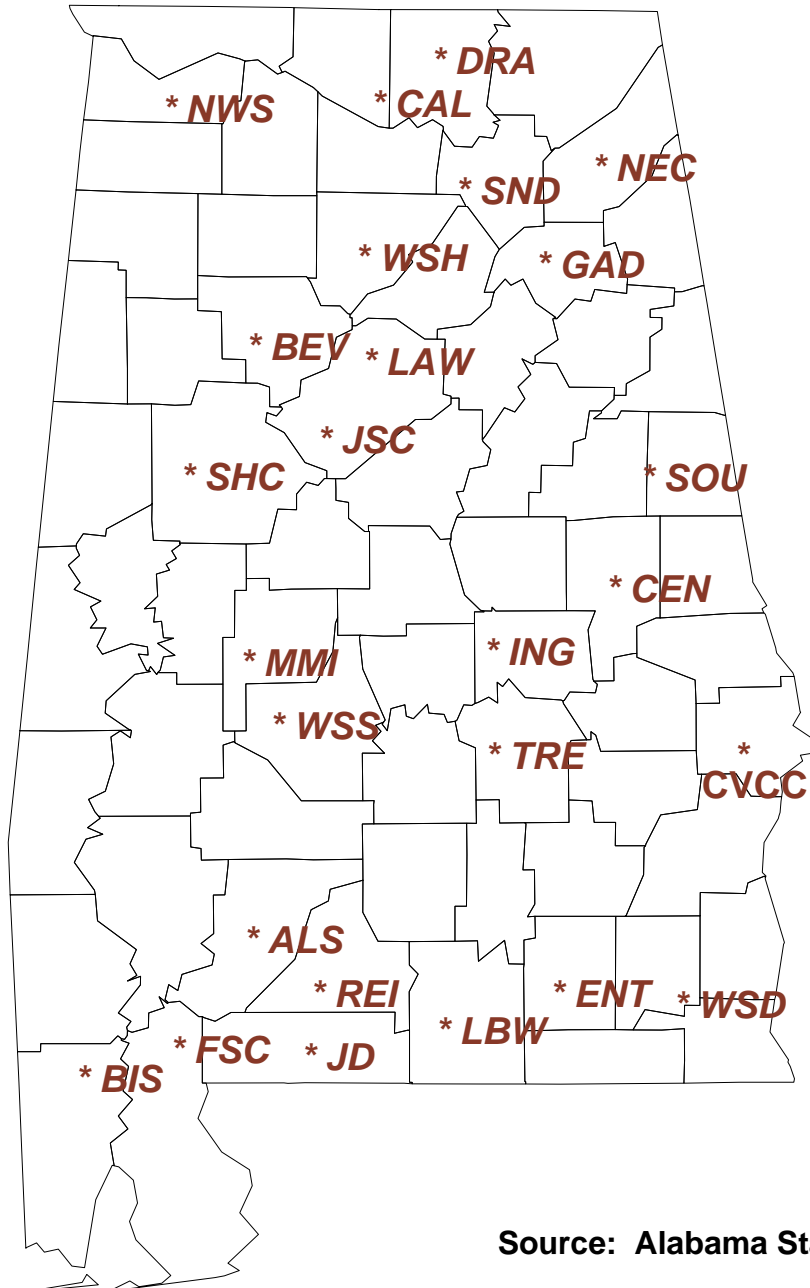
<1 Year	0
<2 Year	0
Associate	63
<4 Year	0
Baccalaureate	187
Post Baccalaureate	0
Master's	1,035
Post-Master's	0
Doctoral	0

Retention of 1st Time Degree-Seeking Freshmen

# of Fall 2010 Cohort Students.....	306
Enrolled or Completed Same Inst. FA 2011.....	55%
Enrolled Other AL Public Inst. FA 2011.....	12%

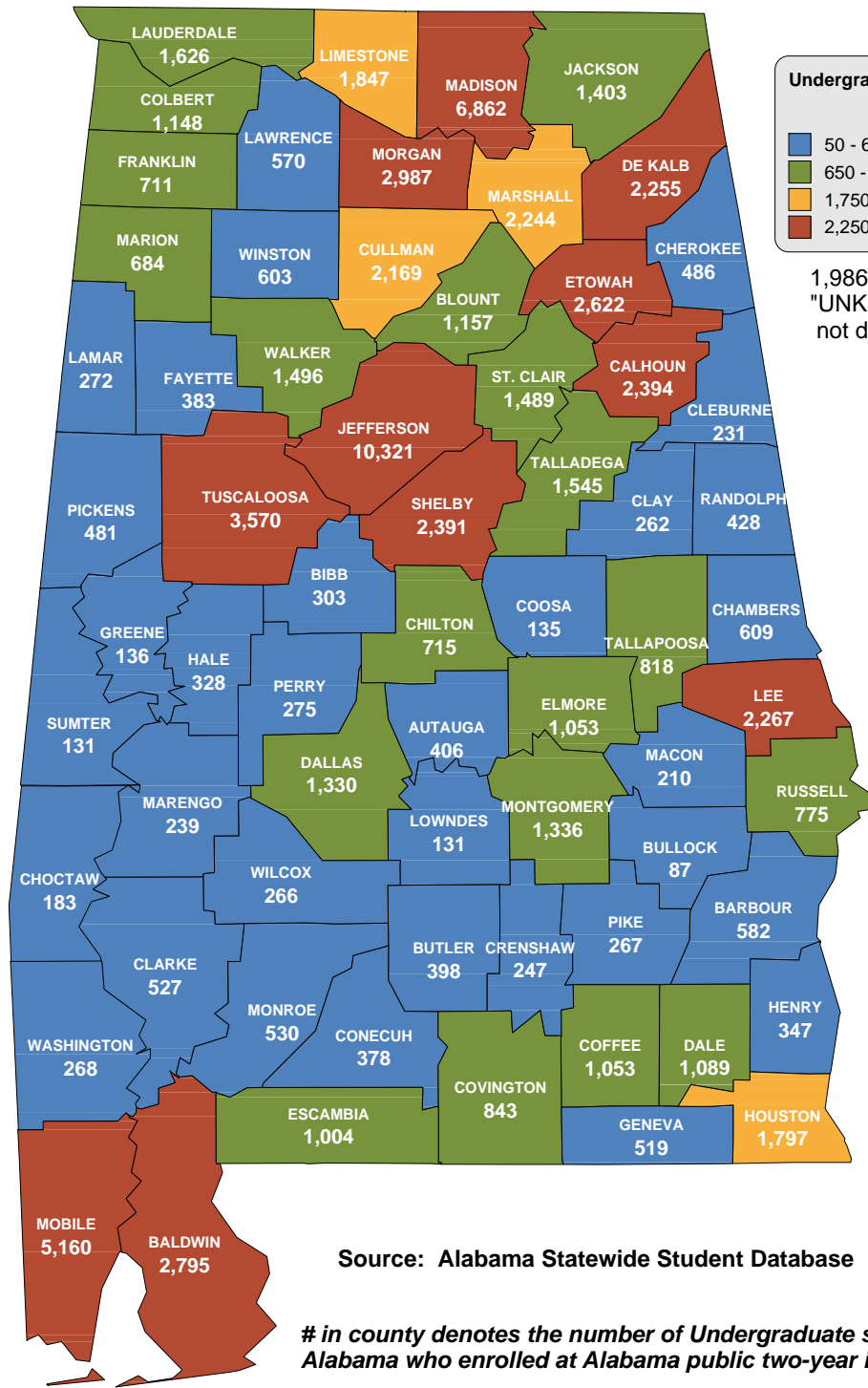
ALABAMA COMMISSION ON HIGHER EDUCATION INSTITUTIONAL STUDENT PROFILES FALL 2011

ALL PUBLIC 2-YEAR INSTITUTIONS



- Alabama Southern Community College (ALS)
- Bevill State Community College (BEV)
- Bishop State Community College (BIS)
- Calhoun Community College (CAL)
- Central Alabama Community College (CEN)
- Chattahoochee Valley Community College (CVCC)
- Drake State Technical College (DRA)
- Enterprise State Community College (ENT)
- Faulkner State Community College (FSC)
- Gadsden State Community College (GAD)
- Ingram State Technical College (ING)
- Jefferson Davis Community College (JD)
- Jefferson State Community College (JSC)
- Lawson State Community College (LAW)
- Lurleen B. Wallace Community College (LBW)
- Marion Military Institute (MMI)
- Northeast Alabama Community College (NEC)
- Northwest-Shoals Community College (NWS)
- Reid State Technical College (REI)
- Shelton State Community College (SHC)
- Snead State Community College (SND)
- Southern Union State Community College (SOU)
- Trenholm State Technical College (TRE)
- Wallace Community College Dothan (WSD)
- Wallace State Community College Hanceville (WSH)
- Wallace State Community College Selma (WSS)

Source: Alabama Statewide Student Database



Undergraduate Students by County Fall 2011

- 50 - 650
- 650 - 1,750
- 1,750 - 2,250
- 2,250 - 12,000

1,986 students with an "UNKNOWN" county are not depicted on this map.

ALL ALABAMA PUBLIC 2-YEAR INSTITUTIONS UNDERGRADUATE ENROLLMENT ONLY

UNDERGRADUATE STUDENTS


Total: 93,720
From Alabama: 86,160

Source: Alabama Statewide Student Database

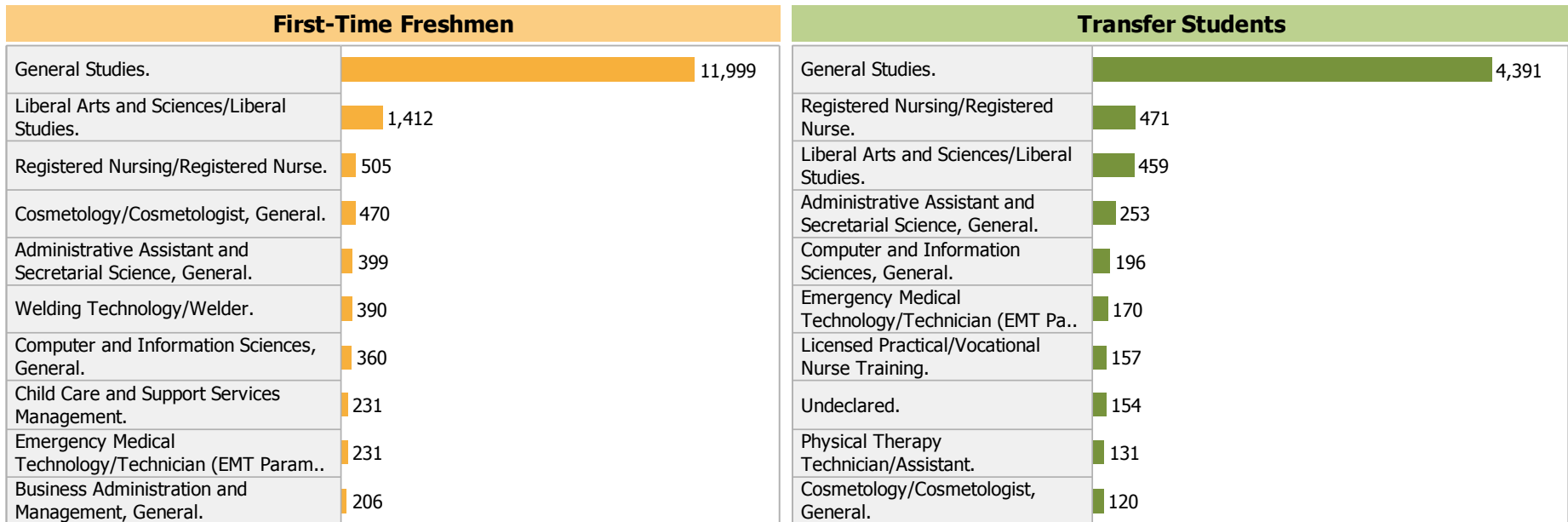
in county denotes the number of Undergraduate students from Alabama who enrolled at Alabama public two-year institutions FA 2011.



ACHE Summary of Top 10 Majors of Students Enrolled Fall 2011 at 2YR Public Institutions (Total Number of Students at Alabama Public 2YR Institutions was 93,720)



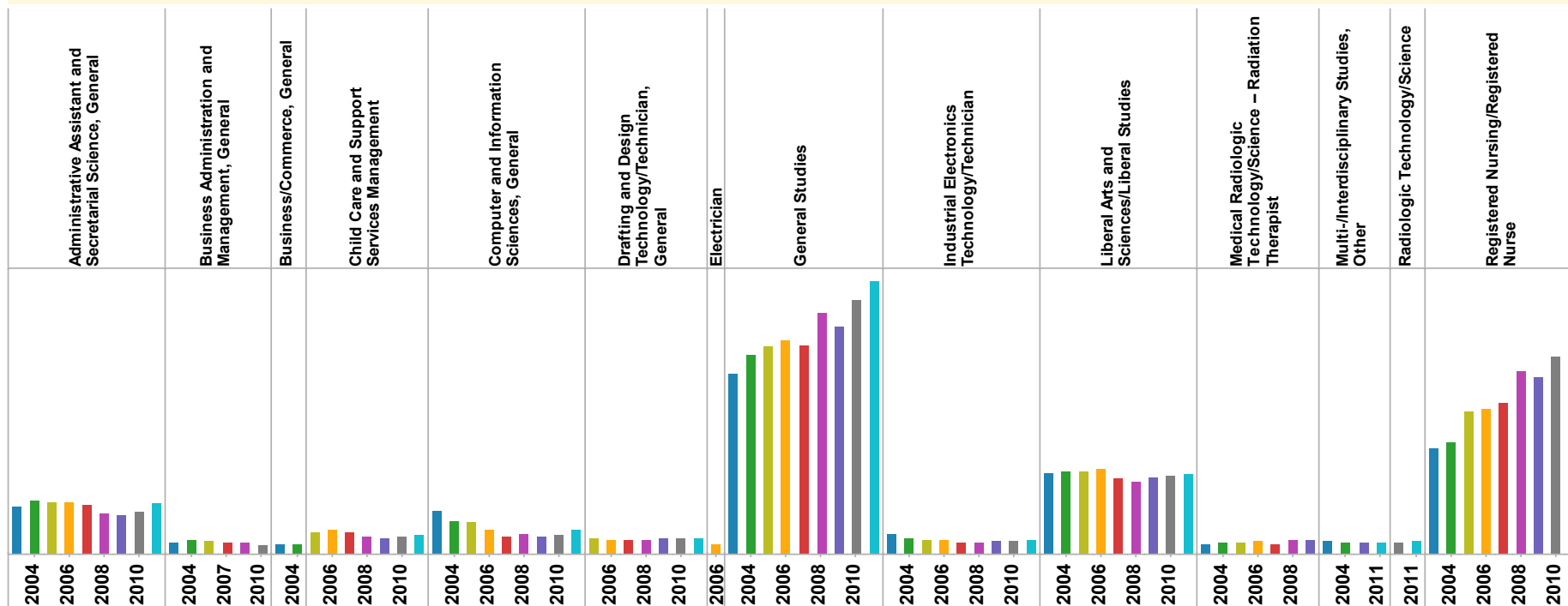
Number of undergraduate students enrolled at Alabama public 2YR institutions was 93,720.



Number of first-time freshmen enrolled at Alabama public 2YR institutions was 20,499.

Number of transfer students enrolled at Alabama public 2YR institutions was 8,283.

ALABAMA COMMISSION ON HIGHER EDUCATION
Top Areas of Associate Degrees Conferred 2003 through 2011
Alabama Public Institutions



Top Areas of Associate Degrees Conferred

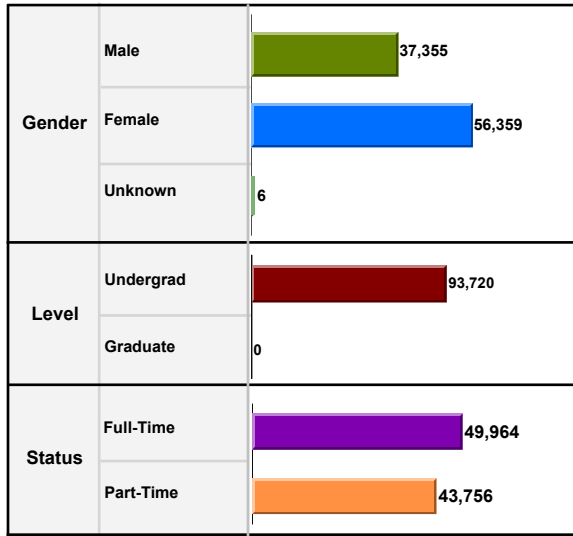
Major	2003	2004	2005	2006	2007	2008	2009	2010	2011
Administrative Assistant and Secretarial Science, General	483	546	521	523	497	408	394	416	515
Business Administration and Management, General	112	140	125		114	117		91	
Business/Commerce, General	99	106							
Child Care and Support Services Management			225	249	224	172	154	173	196
Computer and Information Sciences, General	438	332	321	246	177	197	168	196	249
Drafting and Design Technology/Technician, General			159	149	147	139	153	164	159
Electrician				95					
General Studies	1,809	1,993	2,083	2,142	2,099	2,413	2,293	2,542	2,732
Industrial Electronics Technology/Technician	209	153	144	139	111	118	132	138	146
Liberal Arts and Sciences/Liberal Studies	820	824	830	854	764	731	768	787	800
Medical Radiologic Technology/Science – Radiation Therapist	106	123	119	125	100	143	144		
Multi-/Interdisciplinary Studies, Other	125	115					112		123
Radiologic Technology/Science								117	125
Registered Nursing/Registered Nurse	1,069	1,125	1,429	1,460	1,510	1,840	1,780	1,985	1,857

Notes: (1.) A blank space indicates item was not in Top 10 for the specified year. (2.) Includes only Associate levels of completions. (3.) There was a fluctuation of Top 10 Areas of Associate Degrees Conferred over the 9-year time span with a total of 14 areas identified; all areas were not in Top 10 each year.

Source: Alabama Statewide Student Database.

Enrollment

Total Enrollment 93,720



Students Enrolled in Remedial Courses

Math Only	10,630
English Only	3,267
Math & English	5,624

Enrollment by Type of Tuition Paid

In-State	
Undergraduate	89,176
Graduate	0
Out-of-State	
Undergraduate	1,858
Graduate	0
Non-Resident Exempt, paying In-State	
Undergraduate	2,686
Graduate	0

Financial Aid

Received	66,869
Not Received	26,851


Migration within Alabama Public Institutions

Transfer In	4,228
Transfer Out	8,589



Fall 2011
ALABAMA

Two-Year Public Institutions

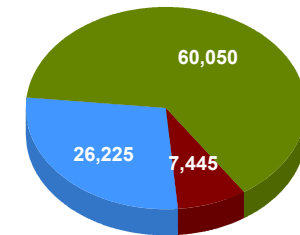


Institutional Student Profiles
Alabama Commission on Higher Education
www.ache.alabama.gov

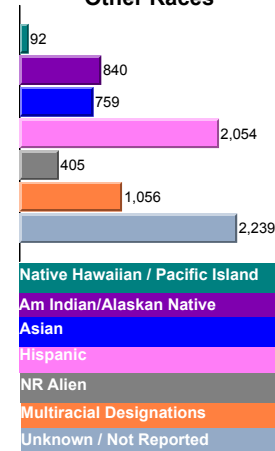
Source: Alabama Statewide Student Database
Includes Credit Students Only

Race/Ethnicity

Race Summary



Expanded Detail of Other Races



Origins of All Students

Florida	729
Georgia	1,354
Mississippi	290
Tennessee	375
Other US States and Territories	746
Non-US	4,066
From Alabama	86,160

Top Five Alabama Counties - Undergraduate Students

Jefferson	11%
Madison	7%
Mobile	6%
Tuscaloosa	4%
Baldwin	3%

Top Five Alabama Public - Feeder High Schools

# of 2010-11 H.S. Graduates Enrolled.....	12,566	
Bob Jones	Madison City	127
Enterprise	Enterprise City	123
Smiths Station	Lee County	123
Sparkman	Madison County	117
Benjamin Russell	Alexander City	114

Summary of 2010-2011 Completions

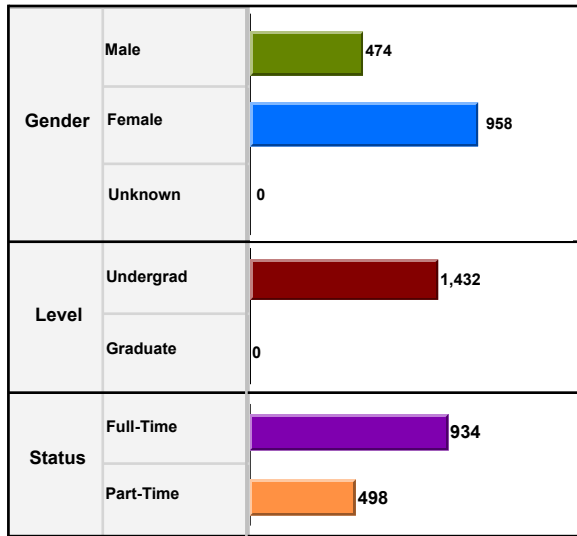
<1 Year	2,920
<2 Year	2,699
Associate	8,658
<4 Year	0
Baccalaureate	0
Post Baccalaureate	0
Master's	0
Post-Master's	0
Doctoral	0

Retention of 1st Time Degree-Seeking Freshmen

# of Fall 2010 Cohort Students.....	22,068
Enrolled or Completed Same Inst. FA 2011.....	50%
Enrolled Other AL Public Inst. FA 2011	5%

Enrollment

Total Enrollment 1,432



Students Enrolled in Remedial Courses

Math Only	132
English Only	82
Math & English	111

Enrollment by Type of Tuition Paid

In-State	
Undergraduate	1,396
Graduate	0
Out-of-State	
Undergraduate	29
Graduate	0
Non-Resident Exempt, paying In-State	
Undergraduate	7
Graduate	0

Financial Aid

Received	1,165
Not Received	267

Migration within Alabama Public Institutions

Transfer In	48
Transfer Out	202



Fall 2011
Monroeville, AL

Alabama Southern Community College

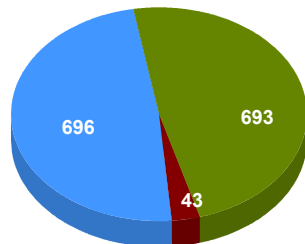


Institutional Student Profiles
Alabama Commission on Higher Education
www.ache.alabama.gov

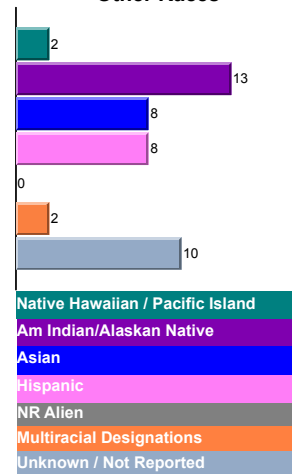
Source: Alabama Statewide Student Database
Includes Credit Students Only

Race/Ethnicity

Race Summary



Expanded Detail of Other Races



Origins of All Students

Florida	16
Georgia	10
Mississippi	8
Tennessee	1
Other US States and Territories	6
Non-US	163
From Alabama	1,228

Top Five Alabama Counties - Undergraduate Students

Clarke	28%
Monroe	19%
Choctaw	9%
Wilcox	8%
Washington	7%

Top Five Alabama Public - Feeder High Schools

# of 2010-11 H.S. Graduates Enrolled.....	286
Thomasville	46
Monroe County	35
Excel	27
Clarke County	23
Southern Choctaw	23

Summary of 2010-2011 Completions

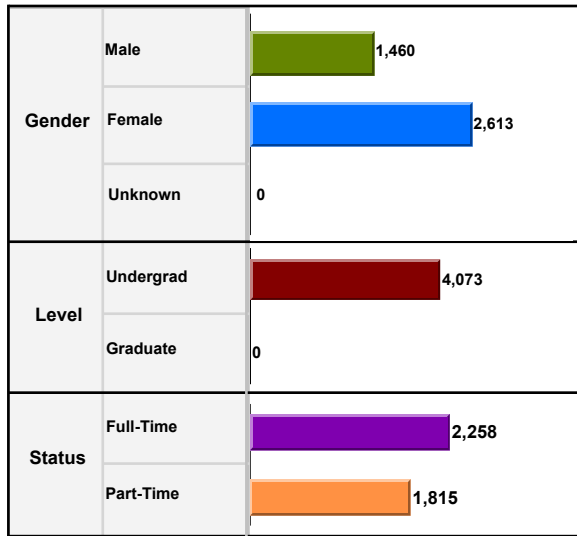
<1 Year	55
<2 Year	57
Associate	180
<4 Year	0
Baccalaureate	0
Post Baccalaureate	0
Master's	0
Post-Master's	0
Doctoral	0

Retention of 1st Time Degree-Seeking Freshmen

# of Fall 2010 Cohort Students.....	490
Enrolled or Completed Same Inst. FA 2011.....	48%
Enrolled Other AL Public Inst. FA 2011.....	9%

Enrollment

Total Enrollment 4,073



Students Enrolled in Remedial Courses

Math Only	592
English Only	103
Math & English	303

Enrollment by Type of Tuition Paid

In-State	
Undergraduate	3,959
Graduate	0
Out-of-State	
Undergraduate	22
Graduate	0
Non-Resident Exempt, paying In-State	
Undergraduate	92
Graduate	0

Financial Aid

Received	3,200
Not Received	873

Migration within Alabama Public Institutions

Transfer In	154
Transfer Out	211



Fall 2011
Sumiton, AL

Bevill State Community College



Institutional Student Profiles
Alabama Commission on Higher Education
www.ache.alabama.gov
Source: Alabama Statewide Student Database
Includes Credit Students Only

Origins of All Students

Florida	0
Georgia	1
Mississippi	100
Tennessee	1
Other US States and Territories	12
Non-US	48
From Alabama	3,911

Top Five Alabama Counties - Undergraduate Students

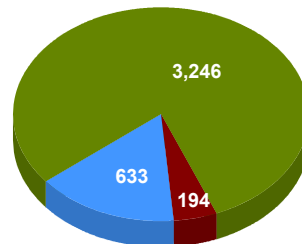
Walker	32%
Marion	13%
Jefferson	11%
UNKNOWN ALABAMA COUNTIES	9%
Fayette	8%

Top Five Alabama Public - Feeder High Schools

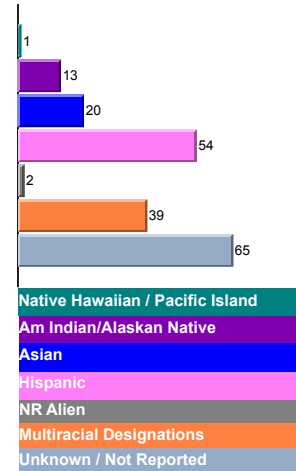
# of 2010-11 H.S. Graduates Enrolled	658	
Walker	Jasper City	60
Curry	Walker County	53
Hamilton	Marion County	39
Carbon Hill	Walker County	36
Fayette County	Fayette County	36

Race/Ethnicity

Race Summary



Expanded Detail of Other Races



Summary of 2010-2011 Completions

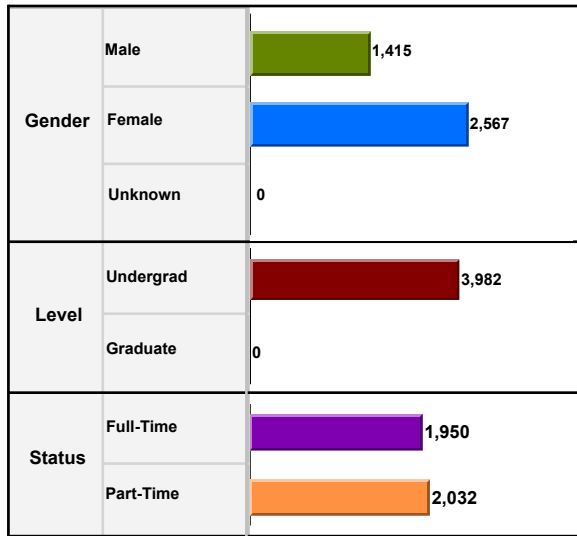
<1 Year	205
<2 Year	135
Associate	422
<4 Year	0
Baccalaureate	0
Post Baccalaureate	0
Master's	0
Post-Master's	0
Doctoral	0

Retention of 1st Time Degree-Seeking Freshmen

# of Fall 2010 Cohort Students	1,241
Enrolled or Completed Same Inst. FA 2011	47%
Enrolled Other AL Public Inst. FA 2011	4%

Enrollment

Total Enrollment 3,982



Students Enrolled in Remedial Courses

Math Only	357
English Only	239
Math & English	243

Enrollment by Type of Tuition Paid

In-State	
Undergraduate	3,805
Graduate	0
Out-of-State	
Undergraduate	113
Graduate	0
Non-Resident Exempt, paying In-State	
Undergraduate	64
Graduate	0

Financial Aid

Received	3,194
Not Received	788

Migration within Alabama Public Institutions

Transfer In	180
Transfer Out	264



Fall 2011
Mobile, AL

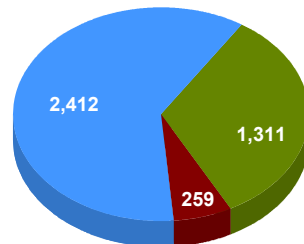
Bishop State Community College



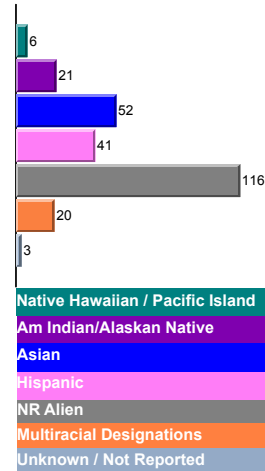
Institutional Student Profiles
Alabama Commission on Higher Education
www.ache.alabama.gov
Source: Alabama Statewide Student Database
Includes Credit Students Only

Race/Ethnicity

Race Summary



Expanded Detail of Other Races



Origins of All Students

Florida	13
Georgia	1
Mississippi	58
Tennessee	0
Other US States and Territories	12
Non-US	107
From Alabama	3,791

Top Five Alabama Counties - Undergraduate Students

Mobile	88%
Baldwin	2%
Washington	2%
UNKNOWN ALABAMA COUNTIES	1%
Clarke	1%

Top Five Alabama Public - Feeder High Schools

# of 2010-11 H.S. Graduates Enrolled.....	418
John L Leflore Magnet	65
Lillie B Williamson	57
Murphy	52
Mattie T Blount	44
CF Vigor	29

Summary of 2010-2011 Completions

<1 Year	100
<2 Year	67
Associate	239
<4 Year	0
Baccalaureate	0
Post Baccalaureate	0
Master's	0
Post-Master's	0
Doctoral	0

Retention of 1st Time Degree-Seeking Freshmen

# of Fall 2010 Cohort Students.....	690
Enrolled or Completed Same Inst. FA 2011.....	44%
Enrolled Other AL Public Inst. FA 2011.....	2%

Enrollment

Total Enrollment 12,083

Gender	Male	5,091
	Female	6,992
	Unknown	0
Level	Undergrad	12,083
	Graduate	0
Status	Full-Time	4,955
	Part-Time	7,128

Students Enrolled in Remedial Courses

Math Only	869
English Only	611
Math & English	766

Enrollment by Type of Tuition Paid

In-State		
Undergraduate	11,088	
Graduate	0	
Out-of-State		
Undergraduate	167	
Graduate	0	
Non-Resident Exempt, paying In-State		
Undergraduate	828	
Graduate	0	

Financial Aid

Received	6,885
Not Received	5,198

Migration within Alabama Public Institutions

Transfer In	378
Transfer Out	1,089



Fall 2011
Decatur, AL

Calhoun Community College



Institutional Student Profiles
Alabama Commission on Higher Education
www.ache.alabama.gov
Source: Alabama Statewide Student Database
Includes Credit Students Only

Origins of All Students

Florida	14
Georgia	19
Mississippi	6
Tennessee	161
Other US States and Territories	100
Non-US	99
From Alabama	11,684

Top Five Alabama Counties - Undergraduate Students

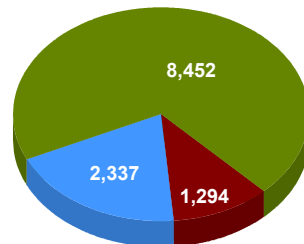
Madison	46%
Morgan	19%
Limestone	14%
UNKNOWN ALABAMA COUNTIES	11%
Lawrence	2%

Top Five Alabama Public - Feeder High Schools

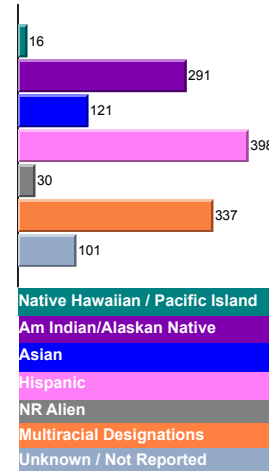
# of 2010-11 H.S. Graduates Enrolled.....	1,261	
Bob Jones	Madison City	113
Sparkman	Madison County	98
Austin	Decatur City	88
Virgil Grissom	Huntsville City	82
Hartselle	Hartselle City	55

Race/Ethnicity

Race Summary



Expanded Detail of Other Races



Summary of 2010-2011 Completions

<1 Year	315
<2 Year	41
Associate	843
<4 Year	0
Baccalaureate	0
Post Baccalaureate	0
Master's	0
Post-Master's	0
Doctoral	0

Retention of 1st Time Degree-Seeking Freshmen

# of Fall 2010 Cohort Students.....	2,083
Enrolled or Completed Same Inst. FA 2011.....	55%
Enrolled Other AL Public Inst. FA 2011.....	4%

Enrollment

Total Enrollment 2,452

Gender	Male	857
	Female	1,595
	Unknown	0
Level	Undergrad	2,452
	Graduate	0
Status	Full-Time	1,495
	Part-Time	957

Students Enrolled in Remedial Courses

Math Only	285
English Only	113
Math & English	117

Enrollment by Type of Tuition Paid

In-State	
Undergraduate	2,420
Graduate	0
Out-of-State	
Undergraduate	18
Graduate	0
Non-Resident Exempt, paying In-State	
Undergraduate	14
Graduate	0

Financial Aid

Received	2,020
Not Received	432

Migration within Alabama Public Institutions

Transfer In	41
Transfer Out	304



Fall 2011
Alexander City, AL

Central Alabama Community College

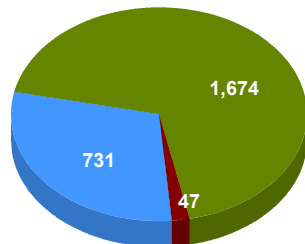


Institutional Student Profiles
Alabama Commission on Higher Education
www.ache.alabama.gov

Source: Alabama Statewide Student Database
Includes Credit Students Only

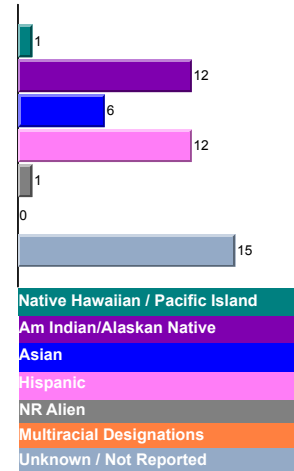
Race/Ethnicity

Race Summary



African Am/Non-Hispanic
White / Non-Hispanic
Other Races

Expanded Detail of Other Races



Origins of All Students

Florida	1
Georgia	14
Mississippi	1
Tennessee	2
Other US States and Territories	7
Non-US	349
From Alabama	2,078

Top Five Alabama Counties - Undergraduate Students

Talladega	41%
Tallapoosa	23%
Shelby	5%
Coosa	4%
Elmore	4%

Top Five Alabama Public - Feeder High Schools

# of 2010-11 H.S. Graduates Enrolled	438	
Benjamin Russell	Alexander City	106
Childersburg	Talladega County	43
Sylacauga	Sylacauga City	38
Dadeville	Tallapoosa County	29
Central	Coosa County	24

Summary of 2010-2011 Completions

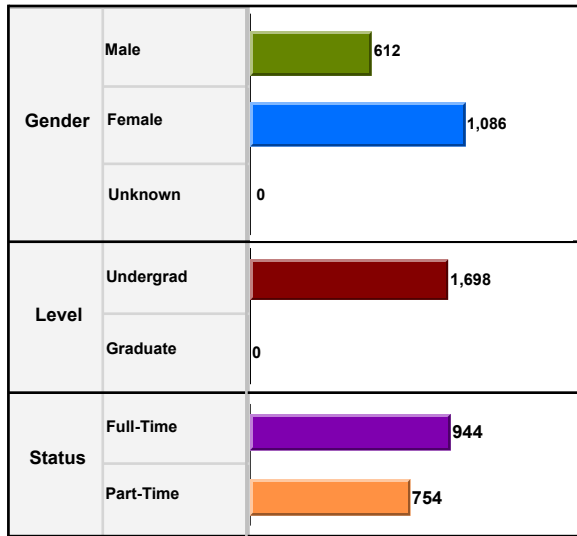
<1 Year	21
<2 Year	60
Associate	245
<4 Year	0
Baccalaureate	0
Post Baccalaureate	0
Master's	0
Post-Master's	0
Doctoral	0

Retention of 1st Time Degree-Seeking Freshmen

# of Fall 2010 Cohort Students	688
Enrolled or Completed Same Inst. FA 2011	53%
Enrolled Other AL Public Inst. FA 2011	6%

Enrollment

Total Enrollment 1,698



Students Enrolled in Remedial Courses

Math Only	339
English Only	34
Math & English	154

Enrollment by Type of Tuition Paid

In-State	
Undergraduate	1,204
Graduate	0
Out-of-State	
Undergraduate	33
Graduate	0
Non-Resident Exempt, paying In-State	
Undergraduate	461
Graduate	0

Financial Aid

Received	1,293
Not Received	405

Migration within Alabama Public Institutions

Transfer In	41
Transfer Out	100

Fall 2011
Phenix City, AL

Chattahoochee Valley Community College

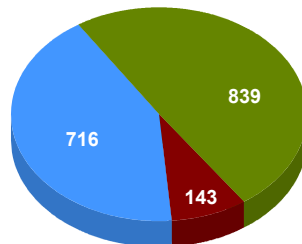


Institutional Student Profiles
Alabama Commission on Higher Education
www.ache.alabama.gov

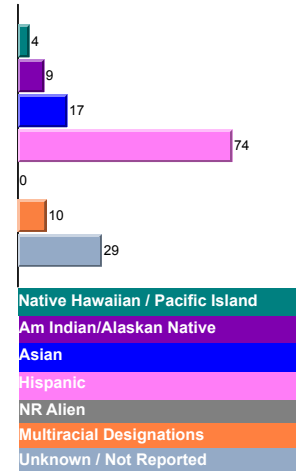
Source: Alabama Statewide Student Database
Includes Credit Students Only

Race/Ethnicity

Race Summary



Expanded Detail of Other Races



Origins of All Students

Florida	1
Georgia	511
Mississippi	0
Tennessee	0
Other US States and Territories	3
Non-US	52
From Alabama	1,131

Top Five Alabama Counties - Undergraduate Students

Russell	40%
Lee	24%
Chambers	1%
Bullock	1%
Barbour	0%

Top Five Alabama Public - Feeder High Schools

# of 2010-11 H.S. Graduates Enrolled	181	
Smiths Station	Lee County	70
Central	Phenix City	57
Russell County	Russell County	34
Beulah	Lee County	4
Beauregard	Lee County	3

Summary of 2010-2011 Completions

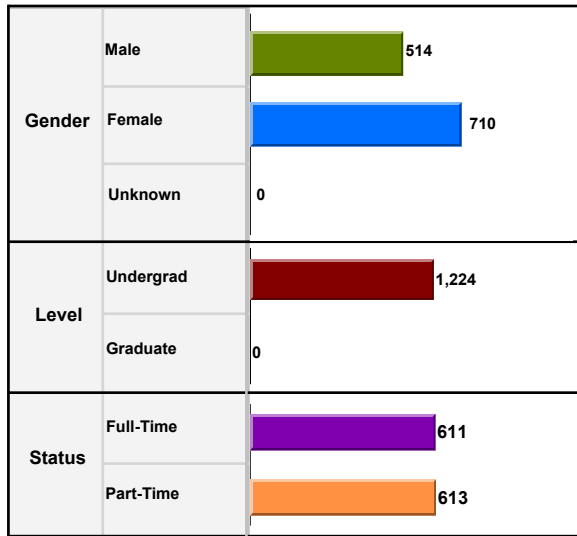
<1 Year	49
<2 Year	16
Associate	177
<4 Year	0
Baccalaureate	0
Post Baccalaureate	0
Master's	0
Post-Master's	0
Doctoral	0

Retention of 1st Time Degree-Seeking Freshmen

# of Fall 2010 Cohort Students	353
Enrolled or Completed Same Inst. FA 2011	47%
Enrolled Other AL Public Inst. FA 2011	3%

Enrollment

Total Enrollment 1,224



Students Enrolled in Remedial Courses

Math Only	190
English Only	39
Math & English	99

Enrollment by Type of Tuition Paid

In-State	
Undergraduate	1,185
Graduate	0
Out-of-State	
Undergraduate	15
Graduate	0
Non-Resident Exempt, paying In-State	
Undergraduate	24
Graduate	0

Financial Aid

Received	1,076
Not Received	148

Migration within Alabama Public Institutions

Transfer In	42
Transfer Out	41



Fall 2011
Huntsville, AL

Drake State Technical College



Institutional Student Profiles

Alabama Commission on Higher Education

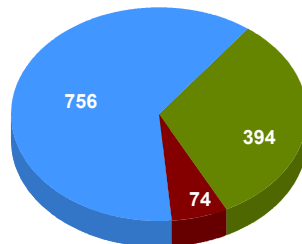
www.ache.alabama.gov

Source: Alabama Statewide Student Database

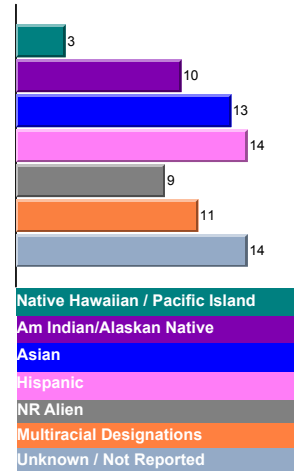
Includes Credit Students Only

Race/Ethnicity

Race Summary



Expanded Detail of Other Races



Origins of All Students

Florida	0
Georgia	0
Mississippi	0
Tennessee	24
Other US States and Territories	2
Non-US	116
From Alabama	1,082

Top Five Alabama Counties - Undergraduate Students

Madison	78%
Jackson	3%
Morgan	3%
Limestone	2%
Marshall	1%

Top Five Alabama Public - Feeder High Schools

# of 2010-11 H.S. Graduates Enrolled.....	50	
Sparkman	Madison County	9
Lee	Huntsville City	8
JO Johnson	Huntsville City	6
Hazel Green	Madison County	4
Bob Jones	Madison County	2

Summary of 2010-2011 Completions

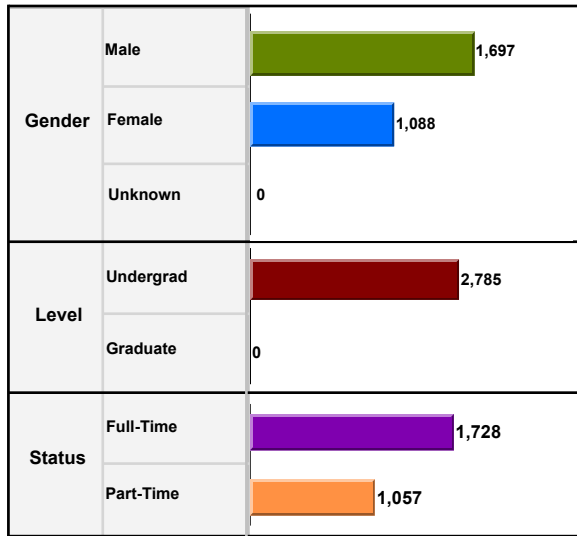
<1 Year	87
<2 Year	167
Associate	75
<4 Year	0
Baccalaureate	0
Post Baccalaureate	0
Master's	0
Post-Master's	0
Doctoral	0

Retention of 1st Time Degree-Seeking Freshmen

# of Fall 2010 Cohort Students.....	334
Enrolled or Completed Same Inst. FA 2011.....	31%
Enrolled Other AL Public Inst. FA 2011.....	7%

Enrollment

Total Enrollment 2,785



Students Enrolled in Remedial Courses

Math Only	224
English Only	61
Math & English	80

Enrollment by Type of Tuition Paid

In-State	
Undergraduate	2,703
Graduate	0
Out-of-State	
Undergraduate	29
Graduate	0
Non-Resident Exempt, paying In-State	
Undergraduate	53
Graduate	0

Financial Aid

Received	2,192
Not Received	593

Migration within Alabama Public Institutions

Transfer In	133
Transfer Out	280



Fall 2011
Enterprise, AL

Enterprise State Community College



Institutional Student Profiles
Alabama Commission on Higher Education
www.ache.alabama.gov
Source: Alabama Statewide Student Database
Includes Credit Students Only

Origins of All Students

Florida	69
Georgia	4
Mississippi	2
Tennessee	1
Other US States and Territories	9
Non-US	527
From Alabama	2,173

Top Five Alabama Counties - Undergraduate Students

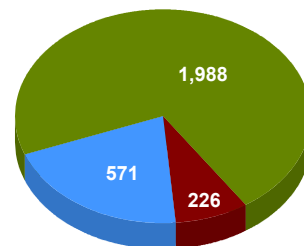
Coffee	28%
Dale	17%
Geneva	9%
Houston	5%
Pike	5%

Top Five Alabama Public - Feeder High Schools

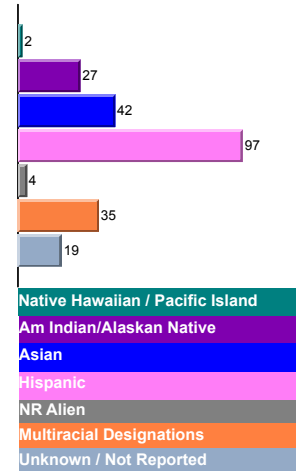
# of 2010-11 H.S. Graduates Enrolled.....	358	
Enterprise	Enterprise City	108
Slocomb	Geneva County	20
New Brockton	Coffee County	18
Carroll	Ozark City	17
Daleville	Daleville City	17

Race/Ethnicity

Race Summary



Expanded Detail of Other Races



Summary of 2010-2011 Completions

<1 Year	108
<2 Year	87
Associate	254
<4 Year	0
Baccalaureate	0
Post Baccalaureate	0
Master's	0
Post-Master's	0
Doctoral	0

Retention of 1st Time Degree-Seeking Freshmen

# of Fall 2010 Cohort Students.....	597
Enrolled or Completed Same Inst. FA 2011.....	56%
Enrolled Other AL Public Inst. FA 2011.....	8%

Enrollment

Total Enrollment 4,421

Gender	Male	1,618
	Female	2,803
	Unknown	0
Level	Undergrad	4,421
	Graduate	0
Status	Full-Time	2,481
	Part-Time	1,940

Students Enrolled in Remedial Courses

Math Only	334
English Only	132
Math & English	196

Enrollment by Type of Tuition Paid

In-State	
Undergraduate	4,334
Graduate	0
Out-of-State	
Undergraduate	47
Graduate	0
Non-Resident Exempt, paying In-State	
Undergraduate	40
Graduate	0

Financial Aid

Received	3,289
Not Received	1,132

Migration within Alabama Public Institutions

Transfer In	246
Transfer Out	494



Fall 2011
Bay Minette, AL

Faulkner State Community College

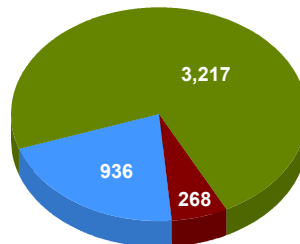


Institutional Student Profiles
Alabama Commission on Higher Education
www.ache.alabama.gov

Source: Alabama Statewide Student Database
Includes Credit Students Only

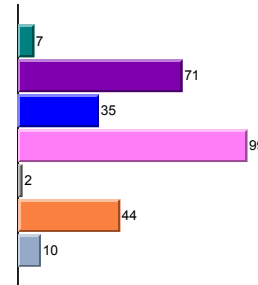
Race/Ethnicity

Race Summary



African Am/Non-Hispanic	936
White / Non-Hispanic	3,217
Other Races	268

Expanded Detail of Other Races



Native Hawaiian / Pacific Island	7
Am Indian/Alaskan Native	71
Asian	35
Hispanic	99
NR Alien	2
Multiracial Designations	44
Unknown / Not Reported	10

Origins of All Students

Florida	51
Georgia	6
Mississippi	14
Tennessee	1
Other US States and Territories	24
Non-US	75
From Alabama	4,250

Top Five Alabama Counties - Undergraduate Students

Baldwin	57%
Mobile	31%
Escambia	2%
Washington	2%
Monroe	1%

Top Five Alabama Public - Feeder High Schools

# of 2010-11 H.S. Graduates Enrolled	683	
Satsuma	Mobile County	65
Baldwin County	Baldwin County	63
Robertsdale	Baldwin County	53
Daphne	Baldwin County	44
Baker	Mobile County	40

Summary of 2010-2011 Completions

<1 Year	10
<2 Year	54
Associate	378
<4 Year	0
Baccalaureate	0
Post Baccalaureate	0
Master's	0
Post-Master's	0
Doctoral	0

Retention of 1st Time Degree-Seeking Freshmen

# of Fall 2010 Cohort Students	1,266
Enrolled or Completed Same Inst. FA 2011	49%
Enrolled Other AL Public Inst. FA 2011	7%

Enrollment

Total Enrollment 6,733

Gender	Male	2,533
	Female	4,200
	Unknown	0
Level	Undergrad	6,733
	Graduate	0
Status	Full-Time	3,926
	Part-Time	2,807

Students Enrolled in Remedial Courses

Math Only	911
English Only	166
Math & English	287

Enrollment by Type of Tuition Paid

In-State	
Undergraduate	6,548
Graduate	0
Out-of-State	
Undergraduate	119
Graduate	0
Non-Resident Exempt, paying In-State	
Undergraduate	66
Graduate	0

Financial Aid

Received	5,051
Not Received	1,682

Migration within Alabama Public Institutions

Transfer In	293
Transfer Out	653

Fall 2011
Gadsden, AL



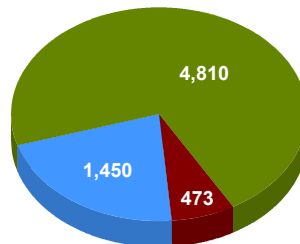
Gadsden State Community College



Institutional Student Profiles
Alabama Commission on Higher Education
www.ache.alabama.gov
Source: Alabama Statewide Student Database
Includes Credit Students Only

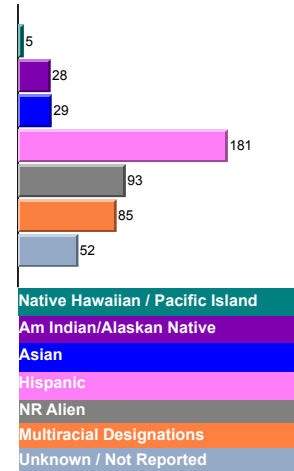
Race/Ethnicity

Race Summary



African Am/Non-Hispanic
White / Non-Hispanic
Other Races

Expanded Detail of Other Races



Origins of All Students

Florida	12
Georgia	60
Mississippi	0
Tennessee	4
Other US States and Territories	48
Non-US	85
From Alabama	6,524

Top Five Alabama Counties - Undergraduate Students

Calhoun	34%
Etowah	33%
Cherokee	7%
St Clair	5%
Talladega	5%

Top Five Alabama Public - Feeder High Schools

# of 2010-11 H.S. Graduates Enrolled.....	964	
Gadsden City	Gadsden City	90
Southside	Etowah County	72
Oxford	Oxford City	69
Glencoe	Etowah County	58
Etowah	Attalla City	49

Summary of 2010-2011 Completions

<1 Year	153
<2 Year	187
Associate	609
<4 Year	0
Baccalaureate	0
Post Baccalaureate	0
Master's	0
Post-Master's	0
Doctoral	0

Retention of 1st Time Degree-Seeking Freshmen

# of Fall 2010 Cohort Students.....	1,805
Enrolled or Completed Same Inst. FA 2011.....	50%
Enrolled Other AL Public Inst. FA 2011.....	4%

Enrollment

Total Enrollment 498

Gender	Male	343
	Female	155
	Unknown	0
Level	Undergrad	498
	Graduate	0
Status	Full-Time	450
	Part-Time	48

Students Enrolled in Remedial Courses

Math Only	22
English Only	12
Math & English	0

Enrollment by Type of Tuition Paid

In-State	
Undergraduate	498
Graduate	0
Out-of-State	
Undergraduate	0
Graduate	0
Non-Resident Exempt, paying In-State	
Undergraduate	0
Graduate	0

Financial Aid

Received	495
Not Received	3

Migration within Alabama Public Institutions

Transfer In	7
Transfer Out	5



Fall 2011
Deatsville, AL

Ingram State Technical College

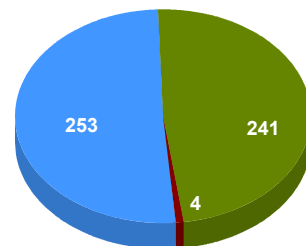


Institutional Student Profiles
Alabama Commission on Higher Education
www.ache.alabama.gov

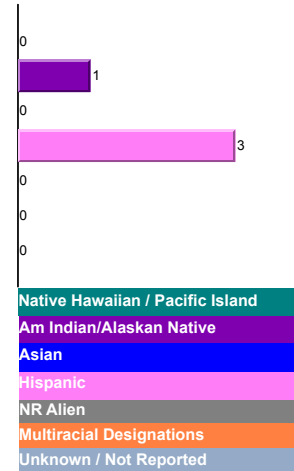
Source: Alabama Statewide Student Database
Includes Credit Students Only

Race/Ethnicity

Race Summary



Expanded Detail of Other Races



Origins of All Students

Florida	0
Georgia	0
Mississippi	0
Tennessee	0
Other US States and Territories	0
Non-US	0
From Alabama	498

Top Five Alabama Counties - Undergraduate Students

Elmore	99%
Escambia	0%
Montgomery	0%
Shelby	0%

Top Five Alabama Public - Feeder High Schools

# of 2010-11 H.S. Graduates Enrolled.....	N/A
.....	N/A
.....	N/A
.....	N/A
.....	N/A
.....	N/A

Summary of 2010-2011 Completions

<1 Year	100
<2 Year	119
Associate	15
<4 Year	0
Baccalaureate	0
Post Baccalaureate	0
Master's	0
Post-Master's	0
Doctoral	0

Retention of 1st Time Degree-Seeking Freshmen

# of Fall 2010 Cohort Students.....	N/A
Enrolled or Completed Same Inst. FA 2011.....	N/A
Enrolled Other AL Public Inst. FA 2011.....	N/A

Enrollment

Total Enrollment 1,251

Gender	Male	568
	Female	683
	Unknown	0
Level	Undergrad	1,251
	Graduate	0
Status	Full-Time	635
	Part-Time	616

Students Enrolled in Remedial Courses

Math Only	137
English Only	16
Math & English	109

Enrollment by Type of Tuition Paid

In-State	
Undergraduate	1,049
Graduate	0
Out-of-State	
Undergraduate	5
Graduate	0
Non-Resident Exempt, paying In-State	
Undergraduate	197
Graduate	0

Financial Aid

Received	1,077
Not Received	174

Migration within Alabama Public Institutions

Transfer In	49
Transfer Out	136



Fall 2011
Brewton, AL

Jefferson Davis Community College

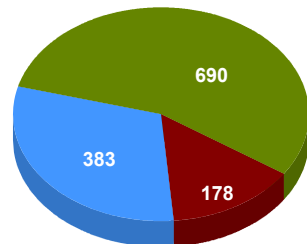


Institutional Student Profiles
Alabama Commission on Higher Education
www.ache.alabama.gov

Source: Alabama Statewide Student Database
Includes Credit Students Only

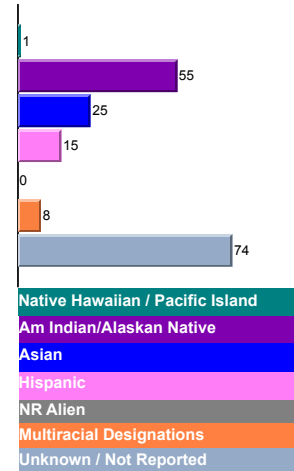
Race/Ethnicity

Race Summary



African Am/Non-Hispanic
White / Non-Hispanic
Other Races

Expanded Detail of Other Races



Origins of All Students

Florida	204
Georgia	0
Mississippi	0
Tennessee	0
Other US States and Territories	4
Non-US	66
From Alabama	977

Top Five Alabama Counties - Undergraduate Students

Escambia	61%
Conecuh	6%
Baldwin	3%
Monroe	2%
Mobile	1%

Top Five Alabama Public - Feeder High Schools

# of 2010-11 H.S. Graduates Enrolled.....	139	
W S Neal	Escambia County	38
TR Miller	Brewton City Schools	25
Escambia County	Escambia County	14
Flomaton	Escambia County	14
Hillcrest	Conecuh County	13

Summary of 2010-2011 Completions

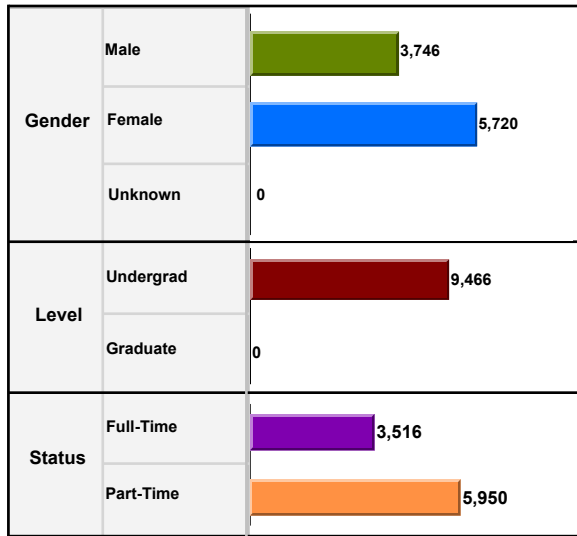
<1 Year	56
<2 Year	62
Associate	141
<4 Year	0
Baccalaureate	0
Post Baccalaureate	0
Master's	0
Post-Master's	0
Doctoral	0

Retention of 1st Time Degree-Seeking Freshmen

# of Fall 2010 Cohort Students.....	386
Enrolled or Completed Same Inst. FA 2011.....	45%
Enrolled Other AL Public Inst. FA 2011.....	7%

Enrollment

Total Enrollment 9,466



Students Enrolled in Remedial Courses

Math Only	1,240
English Only	272
Math & English	576

Enrollment by Type of Tuition Paid

In-State	
Undergraduate	9,226
Graduate	0
Out-of-State	
Undergraduate	217
Graduate	0
Non-Resident Exempt, paying In-State	
Undergraduate	23
Graduate	0

Financial Aid

Received	5,295
Not Received	4,171

Migration within Alabama Public Institutions

Transfer In	670
Transfer Out	1,037



Fall 2011
Birmingham, AL

Jefferson State Community College

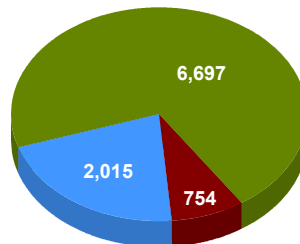


Institutional Student Profiles
Alabama Commission on Higher Education
www.ache.alabama.gov

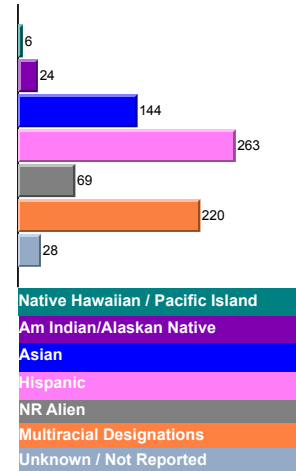
Source: Alabama Statewide Student Database
Includes Credit Students Only

Race/Ethnicity

Race Summary



Expanded Detail of Other Races



Origins of All Students

Florida	32
Georgia	45
Mississippi	16
Tennessee	31
Other US States and Territories	149
Non-US	122
From Alabama	9,071

Top Five Alabama Counties - Undergraduate Students

Jefferson	51%
Shelby	21%
St Clair	11%
Chilton	6%
Blount	2%

Top Five Alabama Public - Feeder High Schools

# of 2010-11 H.S. Graduates Enrolled.....	951	
Thompson	Shelby County	56
Clay-Chalkville	Jefferson County	53
Hewitt-Trussville	Trussville City	53
Hoover	Hoover City	52
Pinson Valley	Jefferson County	46

Summary of 2010-2011 Completions

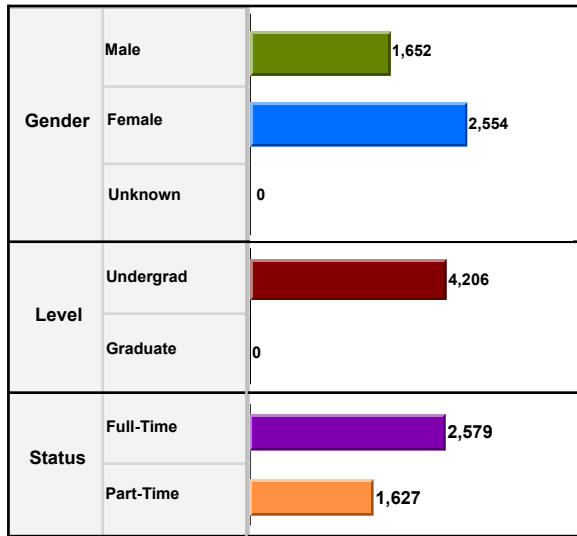
<1 Year	238
<2 Year	90
Associate	764
<4 Year	0
Baccalaureate	0
Post Baccalaureate	0
Master's	0
Post-Master's	0
Doctoral	0

Retention of 1st Time Degree-Seeking Freshmen

# of Fall 2010 Cohort Students.....	1,867
Enrolled or Completed Same Inst. FA 2011.....	45%
Enrolled Other AL Public Inst. FA 2011.....	6%

Enrollment

Total Enrollment 4,206



Students Enrolled in Remedial Courses

Math Only	516
English Only	199
Math & English	483

Enrollment by Type of Tuition Paid

In-State	
Undergraduate	4,144
Graduate	0
Out-of-State	
Undergraduate	62
Graduate	0
Non-Resident Exempt, paying In-State	
Undergraduate	0
Graduate	0

Financial Aid

Received	3,564
Not Received	642

Migration within Alabama Public Institutions

Transfer In	189
Transfer Out	375



Fall 2011
Birmingham, AL

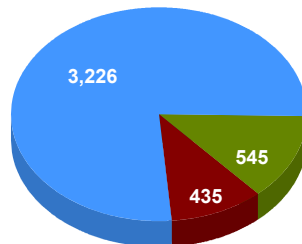
Lawson State Community College



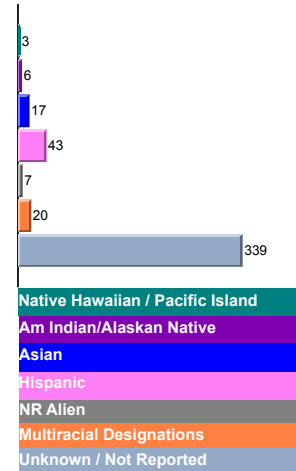
Institutional Student Profiles
Alabama Commission on Higher Education
www.ache.alabama.gov
Source: Alabama Statewide Student Database
Includes Credit Students Only

Race/Ethnicity

Race Summary



Expanded Detail of Other Races



Origins of All Students

Florida	8
Georgia	24
Mississippi	4
Tennessee	5
Other US States and Territories	28
Non-US	36
From Alabama	4,101

Top Five Alabama Counties - Undergraduate Students

Jefferson	87%
Shelby	3%
Tuscaloosa	2%
Bibb	1%
Mobile	0%

Top Five Alabama Public - Feeder High Schools

# of 2010-11 H.S. Graduates Enrolled.....	556	
Wenonah	Birmingham City	53
Jackson-Olin	Birmingham City	47
Bessemer City	Bessemer City	41
Parker	Birmingham City	34
Fairfield High	Fairfield City	30

Summary of 2010-2011 Completions

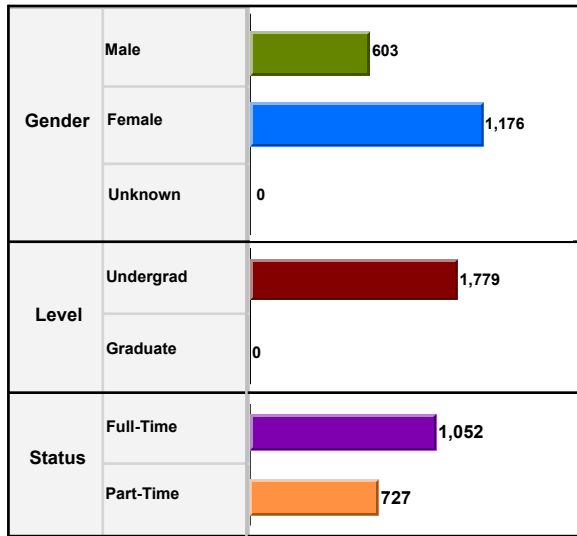
<1 Year	214
<2 Year	182
Associate	244
<4 Year	0
Baccalaureate	0
Post Baccalaureate	0
Master's	0
Post-Master's	0
Doctoral	0

Retention of 1st Time Degree-Seeking Freshmen

# of Fall 2010 Cohort Students.....	1,310
Enrolled or Completed Same Inst. FA 2011.....	41%
Enrolled Other AL Public Inst. FA 2011.....	3%

Enrollment

Total Enrollment 1,779



Students Enrolled in Remedial Courses

Math Only	339
English Only	58
Math & English	141

Enrollment by Type of Tuition Paid

In-State	
Undergraduate	1,699
Graduate	0
Out-of-State	
Undergraduate	31
Graduate	0
Non-Resident Exempt, paying In-State	
Undergraduate	49
Graduate	0

Financial Aid

Received	1,276
Not Received	503


Migration within Alabama Public Institutions

Transfer In	83
Transfer Out	220



Fall 2011
Andalusia, AL

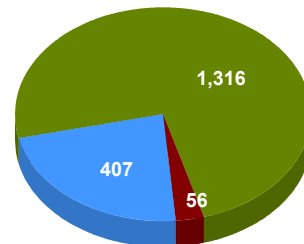
Lurleen B. Wallace Community College



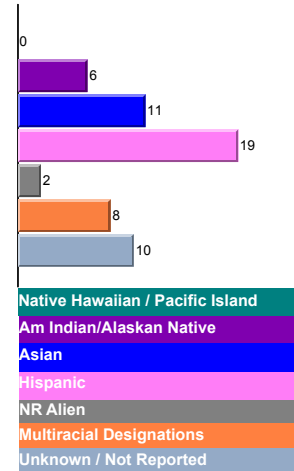
Institutional Student Profiles
Alabama Commission on Higher Education
www.ache.alabama.gov
Source: Alabama Statewide Student Database
Includes Credit Students Only

Race/Ethnicity

Race Summary



Expanded Detail of Other Races



Origins of All Students

Florida	66
Georgia	4
Mississippi	5
Tennessee	0
Other US States and Territories	4
Non-US	243
From Alabama	1,457

Top Five Alabama Counties - Undergraduate Students

Covington	41%
Butler	12%
Crenshaw	11%
Coffee	7%
Geneva	3%

Top Five Alabama Public - Feeder High Schools

# of 2010-11 H.S. Graduates Enrolled.....	313	
Straughn	Covington County	59
Andalusia	Andalusia City	45
Opp	Opp City	28
Greenville	Butler County	24
Pleasant Home School	Covington County	20

Summary of 2010-2011 Completions

<1 Year	68
<2 Year	73
Associate	237
<4 Year	0
Baccalaureate	0
Post Baccalaureate	0
Master's	0
Post-Master's	0
Doctoral	0

Retention of 1st Time Degree-Seeking Freshmen

# of Fall 2010 Cohort Students.....	493
Enrolled or Completed Same Inst. FA 2011.....	49%
Enrolled Other AL Public Inst. FA 2011.....	5%

Enrollment

Total Enrollment 409

Gender	Male	336
	Female	73
	Unknown	0
Level	Undergrad	409
	Graduate	0
Status	Full-Time	406
	Part-Time	3

Students Enrolled in Remedial Courses

Math Only	33
English Only	23
Math & English	47

Enrollment by Type of Tuition Paid

In-State	
Undergraduate	134
Graduate	0
Out-of-State	
Undergraduate	275
Graduate	0
Non-Resident Exempt, paying In-State	
Undergraduate	0
Graduate	0

Financial Aid

Received	392
Not Received	17

Migration within Alabama Public Institutions

Transfer In	11
Transfer Out	33

Fall 2011
Marion, AL

Marion Military Institute



Institutional Student Profiles

Alabama Commission on Higher Education

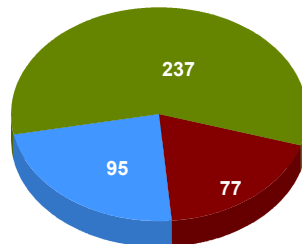
www.ache.alabama.gov

Source: Alabama Statewide Student Database

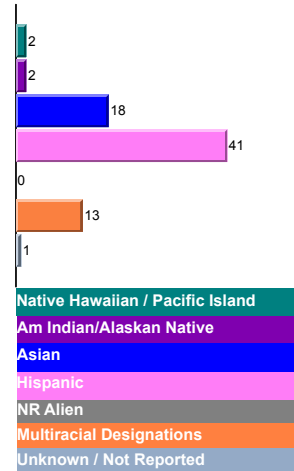
Includes Credit Students Only

Race/Ethnicity

Race Summary



Expanded Detail of Other Races



Origins of All Students

Florida	38
Georgia	23
Mississippi	9
Tennessee	10
Other US States and Territories	192
Non-US	1
From Alabama	136

Top Five Alabama Counties - Undergraduate Students

Jefferson	4%
Madison	4%
Mobile	4%
Montgomery	1%
Perry	1%

Top Five Alabama Public - Feeder High Schools

# of 2010-11 H.S. Graduates Enrolled.....	44	
Bob Jones	Madison City	3
Benjamin Russell	Alexander City	2
Enterprise	Enterprise City	2
John L Leflore Magnet	Mobile County	2
Robert C Hatch	Perry County	2

Summary of 2010-2011 Completions

<1 Year	0
<2 Year	87
Associate	94
<4 Year	0
Baccalaureate	0
Post Baccalaureate	0
Master's	0
Post-Master's	0
Doctoral	0

Retention of 1st Time Degree-Seeking Freshmen

# of Fall 2010 Cohort Students.....	231
Enrolled or Completed Same Inst. FA 2011.....	67%
Enrolled Other AL Public Inst. FA 2011.....	3%

Enrollment

Total Enrollment 3,296

Gender	Male	1,291
	Female	2,005
	Unknown	0
Level	Undergrad	3,296
	Graduate	0
Status	Full-Time	1,805
	Part-Time	1,491

Students Enrolled in Remedial Courses

Math Only	315
English Only	108
Math & English	121

Enrollment by Type of Tuition Paid

In-State		
Undergraduate	3,228	
Graduate	0	
Out-of-State		
Undergraduate	11	
Graduate	0	
Non-Resident Exempt, paying In-State		
Undergraduate	57	
Graduate	0	

Financial Aid

Received	2,622
Not Received	674

Migration within Alabama Public Institutions

Transfer In	60
Transfer Out	301



Fall 2011
Rainsville, AL

Northeast Alabama Community College

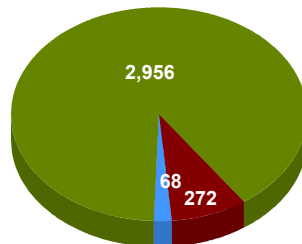


Institutional Student Profiles
Alabama Commission on Higher Education
www.ache.alabama.gov

Source: Alabama Statewide Student Database
Includes Credit Students Only

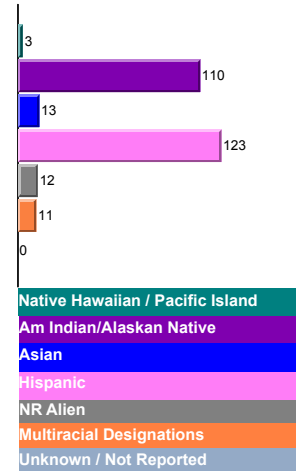
Race/Ethnicity

Race Summary



African Am/Non-Hispanic	272
White / Non-Hispanic	2,956
Other Races	68

Expanded Detail of Other Races



Origins of All Students

Florida	0
Georgia	49
Mississippi	0
Tennessee	10
Other US States and Territories	1
Non-US	16
From Alabama	3,220

Top Five Alabama Counties - Undergraduate Students

Dekalb	55%
Jackson	38%
Marshall	3%
Cherokee	1%
Madison	1%

Top Five Alabama Public - Feeder High Schools

# of 2010-11 H.S. Graduates Enrolled	486	
Scottsboro	Scottsboro City	63
Fort Payne	Fort Payne City	55
North Jackson	Jackson County	53
Plainview School	Dekalb County	48
Ider School	Dekalb County	37

Summary of 2010-2011 Completions

<1 Year	217
<2 Year	174
Associate	411
<4 Year	0
Baccalaureate	0
Post Baccalaureate	0
Master's	0
Post-Master's	0
Doctoral	0

Retention of 1st Time Degree-Seeking Freshmen

# of Fall 2010 Cohort Students	805
Enrolled or Completed Same Inst. FA 2011	55%
Enrolled Other AL Public Inst. FA 2011	3%

Enrollment

Total Enrollment 3,951

Gender	Male	1,735
	Female	2,216
	Unknown	0
Level	Undergrad	3,951
	Graduate	0
Status	Full-Time	2,081
	Part-Time	1,870

Students Enrolled in Remedial Courses

Math Only	547
English Only	77
Math & English	258

Enrollment by Type of Tuition Paid

In-State		
Undergraduate	3,845	
Graduate	0	
Out-of-State		
Undergraduate	6	
Graduate	0	
Non-Resident Exempt, paying In-State		
Undergraduate	100	
Graduate	0	

Financial Aid

Received	2,697
Not Received	1,254

Migration within Alabama Public Institutions

Transfer In	109
Transfer Out	390



Fall 2011
Muscle Shoals, AL

Northwest-Shoals Community College



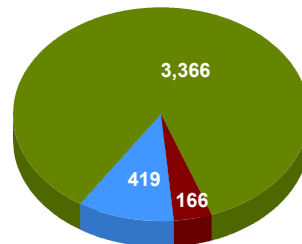
Institutional Student Profiles
Alabama Commission on Higher Education

www.ache.alabama.gov

Source: Alabama Statewide Student Database
Includes Credit Students Only

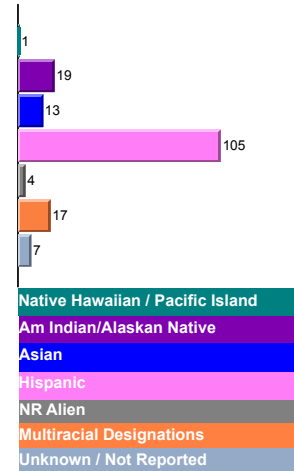
Race/Ethnicity

Race Summary



African Am/Non-Hispanic	419
White / Non-Hispanic	3,366
Other Races	166

Expanded Detail of Other Races



Origins of All Students

Florida	0
Georgia	0
Mississippi	19
Tennessee	84
Other US States and Territories	6
Non-US	61
From Alabama	3,781

Top Five Alabama Counties - Undergraduate Students

Lauderdale	36%
Colbert	27%
Franklin	16%
Winston	6%
Lawrence	5%

Top Five Alabama Public - Feeder High Schools

# of 2010-11 H.S. Graduates Enrolled	657	
Muscle Shoals	Muscle Shoals City	45
Russellville	Russellville City	44
Central	Lauderdale County	41
Deshler	Tuscumbia City	41
Brooks	Lauderdale County	40

Summary of 2010-2011 Completions

<1 Year	81
<2 Year	69
Associate	295
<4 Year	0
Baccalaureate	0
Post Baccalaureate	0
Master's	0
Post-Master's	0
Doctoral	0

Retention of 1st Time Degree-Seeking Freshmen

# of Fall 2010 Cohort Students	981
Enrolled or Completed Same Inst. FA 2011	43%
Enrolled Other AL Public Inst. FA 2011	4%

Enrollment

Total Enrollment 698

Gender	Male	270
	Female	428
	Unknown	0
Level	Undergrad	698
	Graduate	0
Status	Full-Time	490
	Part-Time	208

Students Enrolled in Remedial Courses

Math Only	35
English Only	41
Math & English	17

Enrollment by Type of Tuition Paid

In-State	
Undergraduate	677
Graduate	0
Out-of-State	
Undergraduate	0
Graduate	0
Non-Resident Exempt, paying In-State	
Undergraduate	21
Graduate	0

Financial Aid

Received	668
Not Received	30

Migration within Alabama Public Institutions

Transfer In	67
Transfer Out	35



Fall 2011
Evergreen, AL

Reid State Technical College



Institutional Student Profiles
Alabama Commission on Higher Education
www.ache.alabama.gov
Source: Alabama Statewide Student Database
Includes Credit Students Only

Origins of All Students

Florida	20
Georgia	1
Mississippi	0
Tennessee	0
Other US States and Territories	2
Non-US	31
From Alabama	644

Top Five Alabama Counties - Undergraduate Students

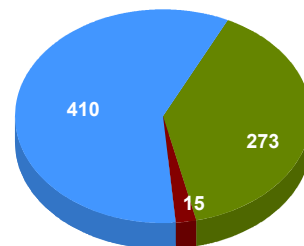
Conecuh	32%
Monroe	21%
Butler	18%
Escambia	15%
Covington	3%

Top Five Alabama Public - Feeder High Schools

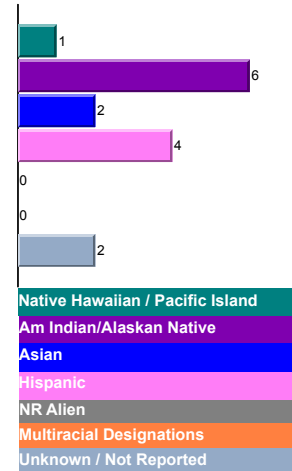
# of 2010-11 H.S. Graduates Enrolled.....	75	
W S Neal	Escambia County	13
Hillcrest	Conecuh County	12
Excel	Monroe County	9
Monroe County	Monroe County	8
J F Shields	Monroe County	7

Race/Ethnicity

Race Summary



Expanded Detail of Other Races



Summary of 2010-2011 Completions

<1 Year	50
<2 Year	119
Associate	66
<4 Year	0
Baccalaureate	0
Post Baccalaureate	0
Master's	0
Post-Master's	0
Doctoral	0

Retention of 1st Time Degree-Seeking Freshmen

# of Fall 2010 Cohort Students.....	115
Enrolled or Completed Same Inst. FA 2011.....	44%
Enrolled Other AL Public Inst. FA 2011.....	1%

Enrollment

Total Enrollment 5,313

Gender	Male	2,254
	Female	3,053
	Unknown	6
Level	Undergrad	5,313
	Graduate	0
Status	Full-Time	2,952
	Part-Time	2,361

Students Enrolled in Remedial Courses

Math Only	723
English Only	212
Math & English	418

Enrollment by Type of Tuition Paid

In-State	
Undergraduate	5,102
Graduate	0
Out-of-State	
Undergraduate	192
Graduate	0
Non-Resident Exempt, paying In-State	
Undergraduate	19
Graduate	0

Financial Aid

Received	3,240
Not Received	2,073

Migration within Alabama Public Institutions

Transfer In	277
Transfer Out	550



Fall 2011
Tuscaloosa, AL

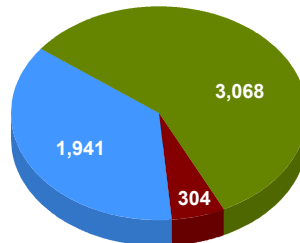
Shelton State Community College



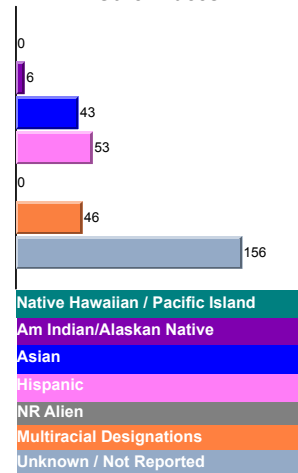
Institutional Student Profiles
Alabama Commission on Higher Education
www.ache.alabama.gov
Source: Alabama Statewide Student Database
Includes Credit Students Only

Race/Ethnicity

Race Summary



Expanded Detail of Other Races



Origins of All Students

Florida	23
Georgia	38
Mississippi	27
Tennessee	13
Other US States and Territories	0
Non-US	116
From Alabama	5,096

Top Five Alabama Counties - Undergraduate Students

Tuscaloosa	61%
Jefferson	5%
Hale	5%
Bibb	4%
Pickens	3%

Top Five Alabama Public - Feeder High Schools

# of 2010-11 H.S. Graduates Enrolled	899	
Hillcrest	Tuscaloosa County	92
Tuscaloosa County	Tuscaloosa County	88
Northridge	Tuscaloosa City	76
Paul W Bryant	Tuscaloosa City	60
Brookwood	Tuscaloosa County	55

Summary of 2010-2011 Completions

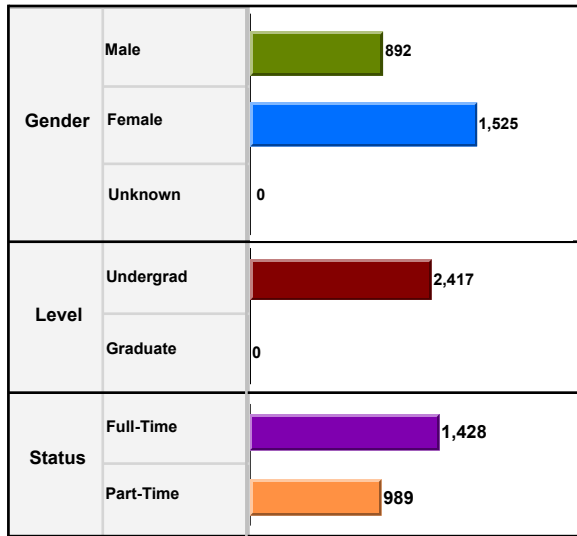
<1 Year	108
<2 Year	132
Associate	351
<4 Year	0
Baccalaureate	0
Post Baccalaureate	0
Master's	0
Post-Master's	0
Doctoral	0

Retention of 1st Time Degree-Seeking Freshmen

# of Fall 2010 Cohort Students	1,173
Enrolled or Completed Same Inst. FA 2011	49%
Enrolled Other AL Public Inst. FA 2011	6%

Enrollment

Total Enrollment 2,417



Students Enrolled in Remedial Courses

Math Only	324
English Only	67
Math & English	129

Enrollment by Type of Tuition Paid

In-State	
Undergraduate	2,378
Graduate	0
Out-of-State	
Undergraduate	38
Graduate	0
Non-Resident Exempt, paying In-State	
Undergraduate	1
Graduate	0

Financial Aid

Received	1,809
Not Received	608

Migration within Alabama Public Institutions

Transfer In	121
Transfer Out	419



Fall 2011
Boaz, AL

Snead State Community College



Institutional Student Profiles
Alabama Commission on Higher Education
www.ache.alabama.gov
Source: Alabama Statewide Student Database
Includes Credit Students Only

Origins of All Students

Florida	6
Georgia	20
Mississippi	0
Tennessee	3
Other US States and Territories	5
Non-US	16
From Alabama	2,367

Top Five Alabama Counties - Undergraduate Students

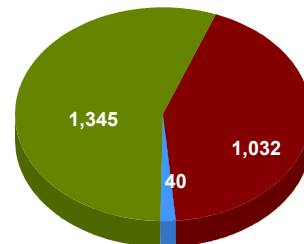
Marshall	63%
Etowah	11%
Dekalb	9%
Blount	7%
Madison	2%

Top Five Alabama Public - Feeder High Schools

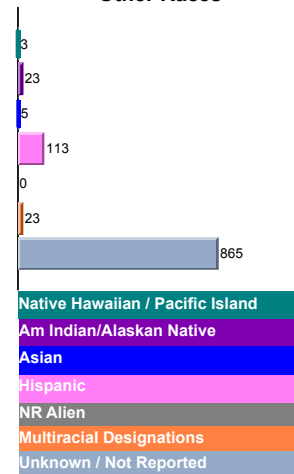
# of 2010-11 H.S. Graduates Enrolled.....	531	
Boaz	Boaz City	77
Albertville	Albertville City	63
Guntersville	Guntersville City	55
Arab	Arab City	52
Douglas	Marshall County	31

Race/Ethnicity

Race Summary



Expanded Detail of Other Races



Summary of 2010-2011 Completions

<1 Year	138
<2 Year	23
Associate	344
<4 Year	0
Baccalaureate	0
Post Baccalaureate	0
Master's	0
Post-Master's	0
Doctoral	0

Retention of 1st Time Degree-Seeking Freshmen

# of Fall 2010 Cohort Students.....	706
Enrolled or Completed Same Inst. FA 2011.....	61%
Enrolled Other AL Public Inst. FA 2011.....	7%

Enrollment

Total Enrollment 5,075

Gender	Male	2,178
	Female	2,897
	Unknown	0
Level	Undergrad	5,075
	Graduate	0
Status	Full-Time	3,124
	Part-Time	1,951

Students Enrolled in Remedial Courses

Math Only	430
English Only	159
Math & English	292

Enrollment by Type of Tuition Paid

In-State	
Undergraduate	4,506
Graduate	0
Out-of-State	
Undergraduate	242
Graduate	0
Non-Resident Exempt, paying In-State	
Undergraduate	327
Graduate	0

Financial Aid

Received	3,310
Not Received	1,765

Migration within Alabama Public Institutions

Transfer In	418
Transfer Out	430



Fall 2011
Wadley, AL

Southern Union State Community College

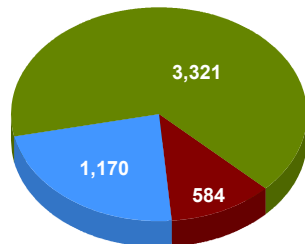


Institutional Student Profiles
Alabama Commission on Higher Education
www.ache.alabama.gov

Source: Alabama Statewide Student Database
Includes Credit Students Only

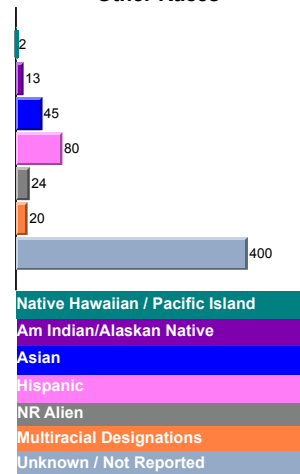
Race/Ethnicity

Race Summary



African Am/Non-Hispanic	1,170
White / Non-Hispanic	3,321
Other Races	584

Expanded Detail of Other Races



Origins of All Students

Florida	33
Georgia	389
Mississippi	5
Tennessee	8
Other US States and Territories	58
Non-US	337
From Alabama	4,245

Top Five Alabama Counties - Undergraduate Students

Lee	35%
Chambers	12%
Randolph	7%
Tallapoosa	4%
Macon	3%

Top Five Alabama Public - Feeder High Schools

# of 2010-11 H.S. Graduates Enrolled	883	
Opelika	Opelika City	107
Auburn	Auburn City	87
Valley	Chambers County	75
Handley	Roanoke City	52
Smiths Station	Lee County	45

Summary of 2010-2011 Completions

<1 Year	54
<2 Year	91
Associate	507
<4 Year	0
Baccalaureate	0
Post Baccalaureate	0
Master's	0
Post-Master's	0
Doctoral	0

Retention of 1st Time Degree-Seeking Freshmen

# of Fall 2010 Cohort Students	1,181
Enrolled or Completed Same Inst. FA 2011	52%
Enrolled Other AL Public Inst. FA 2011	7%

Enrollment

Total Enrollment 1,721

Gender	Male	821
	Female	900
	Unknown	0
Level	Undergrad	1,721
	Graduate	0
Status	Full-Time	981
	Part-Time	740

Students Enrolled in Remedial Courses

Math Only	178
English Only	85
Math & English	90

Enrollment by Type of Tuition Paid

In-State	
Undergraduate	1,721
Graduate	0
Out-of-State	
Undergraduate	0
Graduate	0
Non-Resident Exempt, paying In-State	
Undergraduate	0
Graduate	0

Financial Aid

Received	1,392
Not Received	329

Migration within Alabama Public Institutions

Transfer In	81
Transfer Out	41



Fall 2011
Montgomery, AL

Trenholm State Technical College

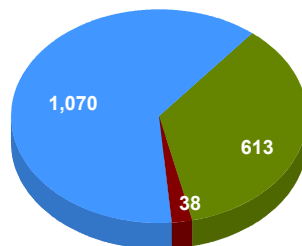


Institutional Student Profiles
Alabama Commission on Higher Education
www.ache.alabama.gov

Source: Alabama Statewide Student Database
Includes Credit Students Only

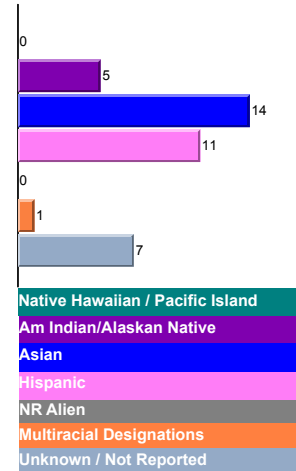
Race/Ethnicity

Race Summary



African Am/Non-Hispanic
White / Non-Hispanic
Other Races

Expanded Detail of Other Races



Origins of All Students

Florida	0
Georgia	0
Mississippi	0
Tennessee	0
Other US States and Territories	0
Non-US	44
From Alabama	1,677

Top Five Alabama Counties - Undergraduate Students

Montgomery	59%
Elmore	14%
Autauga	10%
Lowndes	3%
Macon	2%

Top Five Alabama Public - Feeder High Schools

# of 2010-11 H.S. Graduates Enrolled.....	117	
Prattville	Autauga County	20
Carver Senior	Montgomery County	17
Wetumpka	Elmore County	9
Lee	Montgomery County	8
Stanhope Elmore	Elmore County	8

Summary of 2010-2011 Completions

<1 Year	273
<2 Year	86
Associate	219
<4 Year	0
Baccalaureate	0
Post Baccalaureate	0
Master's	0
Post-Master's	0
Doctoral	0

Retention of 1st Time Degree-Seeking Freshmen

# of Fall 2010 Cohort Students.....	423
Enrolled or Completed Same Inst. FA 2011.....	48%
Enrolled Other AL Public Inst. FA 2011.....	4%

Enrollment

Total Enrollment 4,951

Gender	Male	1,658
	Female	3,293
	Unknown	0
Level	Undergrad	4,951
	Graduate	0
Status	Full-Time	2,615
	Part-Time	2,336

Students Enrolled in Remedial Courses

Math Only	801
English Only	202
Math & English	323

Enrollment by Type of Tuition Paid

In-State		
Undergraduate	4,657	
Graduate	0	
Out-of-State		
Undergraduate	51	
Graduate	0	
Non-Resident Exempt, paying In-State		
Undergraduate	243	
Graduate	0	

Financial Aid


Received	3,707
Not Received	1,244

Migration within Alabama Public Institutions

Transfer In	139
Transfer Out	358

Fall 2011
Dothan, AL

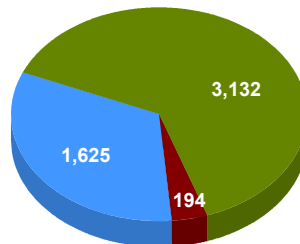
Wallace Community College Dothan



Institutional Student Profiles
Alabama Commission on Higher Education
www.ache.alabama.gov
Source: Alabama Statewide Student Database
Includes Credit Students Only

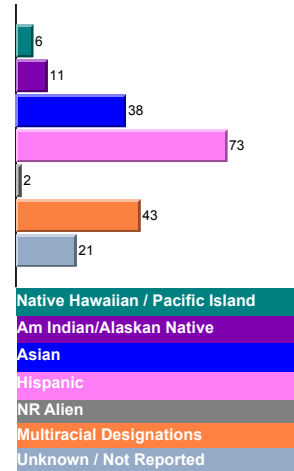
Race/Ethnicity

Race Summary



African Am/Non-Hispanic	1,625
White / Non-Hispanic	3,132
Other Races	194

Expanded Detail of Other Races



Origins of All Students

Florida	96
Georgia	122
Mississippi	4
Tennessee	2
Other US States and Territories	23
Non-US	1,232
From Alabama	3,472

Top Five Alabama Counties - Undergraduate Students

Houston	32%
Dale	12%
Barbour	11%
Henry	6%
Geneva	4%

Top Five Alabama Public - Feeder High Schools

# of 2010-11 H.S. Graduates Enrolled	619	
Dothan	Dothan City	77
Northview	Dothan City	71
Headland	Henry County	56
Eufaula	Eufaula City	55
Rehobeth	Houston County	45

Summary of 2010-2011 Completions

<1 Year	93
<2 Year	168
Associate	463
<4 Year	0
Baccalaureate	0
Post Baccalaureate	0
Master's	0
Post-Master's	0
Doctoral	0

Retention of 1st Time Degree-Seeking Freshmen

# of Fall 2010 Cohort Students	1,121
Enrolled or Completed Same Inst. FA 2011	51%
Enrolled Other AL Public Inst. FA 2011	3%

Enrollment

Total Enrollment 5,741

Gender	Male	2,075
	Female	3,666
	Unknown	0
Level	Undergrad	5,741
	Graduate	0
Status	Full-Time	3,257
	Part-Time	2,484

Students Enrolled in Remedial Courses

Math Only	566
English Only	91
Math & English	189

Enrollment by Type of Tuition Paid

In-State	
Undergraduate	5,613
Graduate	0
Out-of-State	
Undergraduate	128
Graduate	0
Non-Resident Exempt, paying In-State	
Undergraduate	0
Graduate	0

Financial Aid

Received	4,118
Not Received	1,623

Migration within Alabama Public Institutions

Transfer In	320
Transfer Out	491



Fall 2011
Hanceville, AL

Wallace State Community College Hanceville

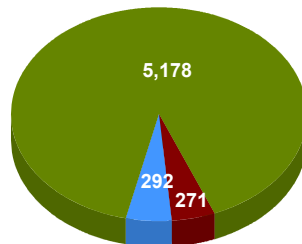


Institutional Student Profiles
Alabama Commission on Higher Education
www.ache.alabama.gov

Source: Alabama Statewide Student Database
Includes Credit Students Only

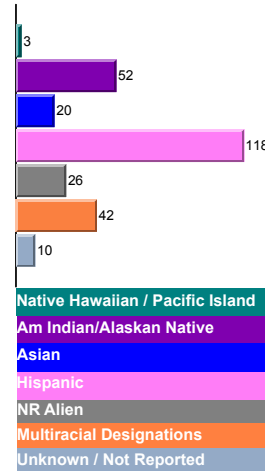
Race/Ethnicity

Race Summary



African Am/Non-Hispanic	292
White / Non-Hispanic	5,178
Other Races	271

Expanded Detail of Other Races



Origins of All Students

Florida	24
Georgia	13
Mississippi	10
Tennessee	14
Other US States and Territories	46
Non-US	100
From Alabama	5,534

Top Five Alabama Counties - Undergraduate Students

Cullman	36%
Jefferson	14%
Blount	13%
Morgan	10%
Marshall	6%

Top Five Alabama Public - Feeder High Schools

# of 2010-11 H.S. Graduates Enrolled	762	
Cullman	Cullman City	53
West Point	Cullman County	42
JB Pennington	Blount County	38
Mortimer Jordan	Jefferson County	38
Fairview	Cullman County	36

Summary of 2010-2011 Completions

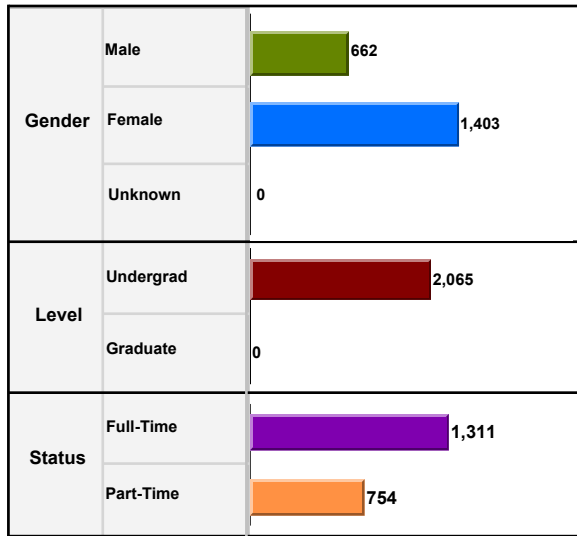
<1 Year	91
<2 Year	162
Associate	854
<4 Year	0
Baccalaureate	0
Post Baccalaureate	0
Master's	0
Post-Master's	0
Doctoral	0

Retention of 1st Time Degree-Seeking Freshmen

# of Fall 2010 Cohort Students	1,270
Enrolled or Completed Same Inst. FA 2011	55%
Enrolled Other AL Public Inst. FA 2011	5%

Enrollment

Total Enrollment 2,065



Students Enrolled in Remedial Courses

Math Only	191
English Only	65
Math & English	75

Enrollment by Type of Tuition Paid

In-State	
Undergraduate	2,057
Graduate	0
Out-of-State	
Undergraduate	8
Graduate	0
Non-Resident Exempt, paying In-State	
Undergraduate	0
Graduate	0

Financial Aid

Received	1,842
Not Received	223

Migration within Alabama Public Institutions

Transfer In	71
Transfer Out	130



Fall 2011
Selma, AL

Wallace State Community College Selma



Institutional Student Profiles
Alabama Commission on Higher Education
www.ache.alabama.gov

Source: Alabama Statewide Student Database
Includes Credit Students Only

Origins of All Students

Florida	2
Georgia	0
Mississippi	2
Tennessee	0
Other US States and Territories	5
Non-US	24
From Alabama	2,032

Top Five Alabama Counties - Undergraduate Students

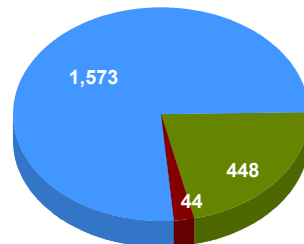
Dallas	61%
Perry	10%
Wilcox	5%
Autauga	5%
Montgomery	3%

Top Five Alabama Public - Feeder High Schools

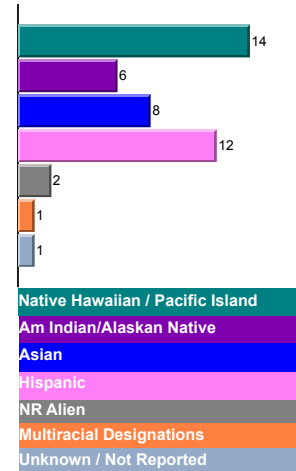
# of 2010-11 H.S. Graduates Enrolled	237	
Selma	Selma City	76
Southside	Dallas County	29
Dallas County	Dallas County	26
Keith Middle-	Dallas County	20
Marion	Perry County	18

Race/Ethnicity

Race Summary



Expanded Detail of Other Races



Summary of 2010-2011 Completions

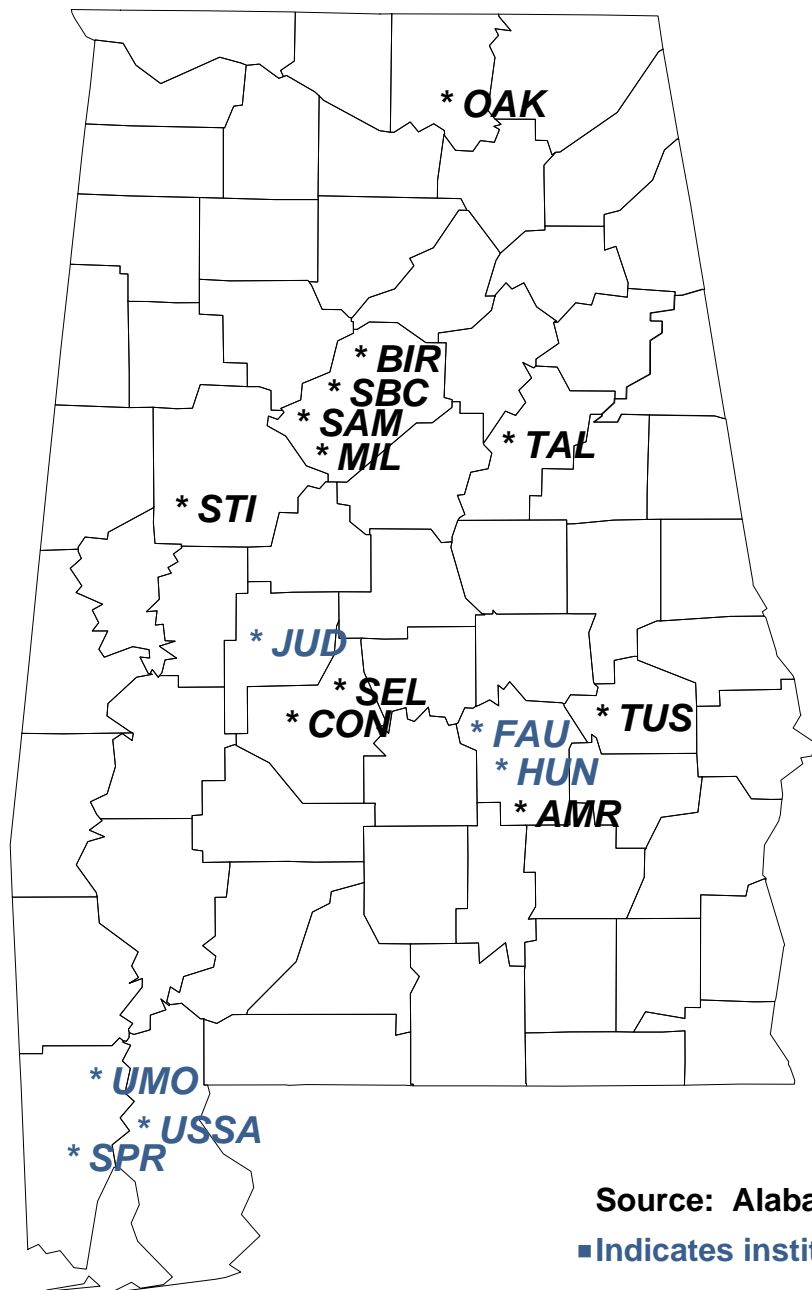
<1 Year	36
<2 Year	191
Associate	231
<4 Year	0
Baccalaureate	0
Post Baccalaureate	0
Master's	0
Post-Master's	0
Doctoral	0

Retention of 1st Time Degree-Seeking Freshmen

# of Fall 2010 Cohort Students	459
Enrolled or Completed Same Inst. FA 2011	43%
Enrolled Other AL Public Inst. FA 2011	4%

ALABAMA COMMISSION ON HIGHER EDUCATION INSTITUTIONAL STUDENT PROFILES FALL 2011

NON-PROFIT INDEPENDENT INSTITUTIONS



- Amridge University (AMR)
- Birmingham-Southern College (BIR)
- Concordia College (CON)
- Faulkner University (FAU)
- Huntingdon College (HUN)
- Judson College (JUD)
- Miles College (MIL)
- Oakwood University (OAK)
- Samford University (SAM)
- Selma University (SEL)
- Southeastern Bible College (SBC)
- Spring Hill College (SPR)
- Stillman College (STI)
- Talladega College (TAL)
- Tuskegee University (TUS)
- University of Mobile (UMO)
- United States Sports Academy (USSA)

Source: Alabama Statewide Student Database

■ Indicates institutions that submitted Fall 2011 data

Alabama Independent Colleges

The Alabama Association of Independent Colleges and Universities (AAICU) promotes and protects the interests of independent higher education in Alabama and oversees scholarship fundraising efforts for students attending each of its fifteen member schools.

These 15 member colleges and universities:

- Employed almost 5,000 people
- Generated well over \$1.4 billion in economic activity in 2010
- Are attended by more than 24,000 students
- Provide some form of financial aid to over 92% of these students
- Offer a wide range of associate, bachelor, and graduate degree programs

These 15 member colleges possess excellence in teaching and technology, low faculty-student ratios, high retention of students, and a unique, personal approach to education. These institutions teach students to master critical thinking skills, communicate effectively, gain an appreciation for the arts and humanities and a commitment to community service.

AAICU is governed by a Board of Directors, currently chaired by Dr. Billy Hilyer, president of Faulkner University. The Board is comprised of the college presidents of member institutions as well as business trustees from throughout the state. AAICU's president is Paul Hankins, and he is responsible for leading the association on a day to day basis.

Fall 2011
Montgomery, AL

Alabama Independent Colleges



Institutional Student Profiles
Alabama Commission on Higher Education
www.ache.alabama.gov

Source: Alabama Statewide Student Database
Includes Credit Students Only

Institutions and Founding Dates

■ Amridge University	1967
■ Birmingham Southern College	1856
■ Concordia College	1922
■ Faulkner University	1942
■ Huntingdon College	1854
■ Judson College	1838
■ Miles College	1905
■ Oakwood University	1896
■ Samford University	1841
■ Spring Hill College	1830
■ Stillman College	1876
■ Talladega College	1867
■ Tuskegee University	1881
■ United States Sports Academy	1972
■ University of Mobile	1961

General Paul Hankins
President of AAICU



5950 Carmichael Place, Suite 213
Montgomery, AL 36117
Phone: 334-356-2200
Fax: 334-356-2202
www.aaicu.com

Message From Dr. Gregory Fitch Executive Director of ACHE

ACHE is excited to include additional data this year from some of Alabama's private institutions. State law requires participation of all Alabama public institutions in the Alabama Statewide Student Database; however, participation by Alabama independent colleges and universities is completely a voluntary basis. With support from General Paul Hankins, we began in 2008 working with member colleges of the Alabama Association of Independent Colleges and Universities (AAICU).

Six AAICU member institutions have shared their unit record data this year: Faulkner University, Huntingdon College, Judson College, Spring Hill College, United States Sports Academy, and the University of Mobile. We look forward to expanding this voluntary participation with other independent members next year. By including data from Alabama Independent Colleges and Universities, we will be able to paint a true picture of higher education across the entire state of Alabama.

Enrollment

Total Enrollment 3,592

Gender	Male	1,361
	Female	2,231
	Unknown	0
Level	Undergrad	3,025
	Grad / 1st Prof	567
Status	Full-Time	1,734
	Part-Time	1,858

Students Enrolled in Remedial Courses

Math Only 251
 English Only 19
 Math & English 72

Enrollment by Type of Tuition Paid

Flat-Rate Tuition 3,592

Financial Aid

Received 2,648
 Not Received 944

*“I Can Soar: Developing
 Intellect, Character and
 Service”*



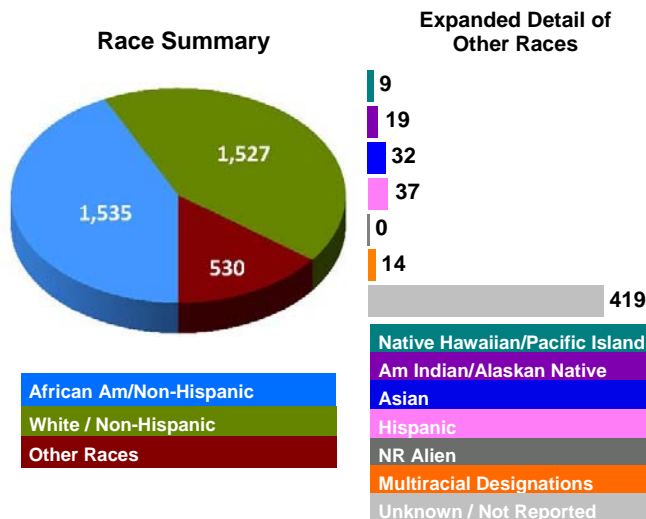
Fall 2011
 Montgomery, AL

Faulkner University



Institutional Student Profiles
 Alabama Commission on Higher Education
www.ache.alabama.gov
 Source: Alabama Statewide Student Database
 Includes Credit Students Only

Race/Ethnicity



Origins of All Students

Florida 62
 Georgia 112
 Mississippi 28
 Tennessee 50
 Other US States and Territories 146
 Non-US 241
 From Alabama 2,953

Top Five Alabama Counties - Undergraduate Students

Mobile 48%
 Montgomery 34%
 Jefferson 28%
 Elmore 16%
 Madison 14%

Top Five Alabama Public - Feeder High Schools

of 2010-11 H.S. Graduates Enrolled 120

Prattville Autauga County 7
 Wetumpka Elmore County 6
 Baker Mobile County 5
 Elmore County Elmore County 4
 Marbury Autauga County 3



Enrollment

Total Enrollment 1,123

Gender	Male	557
	Female	566
	Unknown	0
Level	Undergrad	1,123
	Grad / 1st Prof	0
Status	Full-Time	885
	Part-Time	238

Students Enrolled in Remedial Courses

Math Only	0
English Only	0
Math & English	0

Enrollment by Type of Tuition Paid

Flat-Rate Tuition..... 1,123

Financial Aid

Received 1,057
Not Received 66

“Huntingdon College...is committed to nurturing growth in faith, wisdom, and service and to graduating individuals prepared to succeed in a rapidly changing world.”

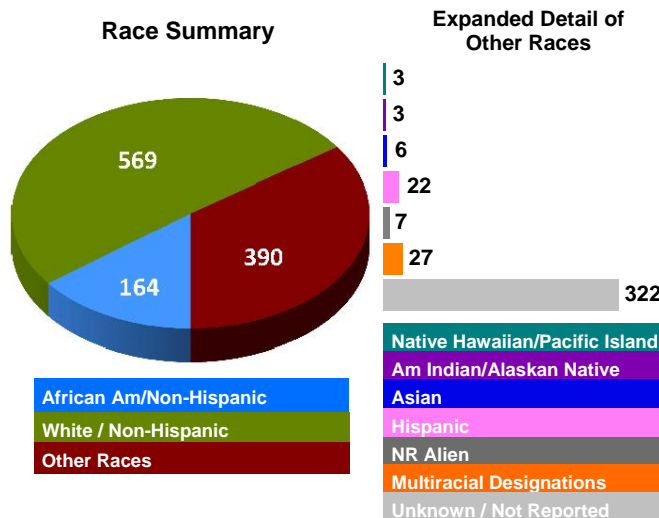
Fall 2011
Montgomery, AL

Huntingdon College



Institutional Student Profiles
Alabama Commission on Higher Education
www.ache.alabama.gov
Source: Alabama Statewide Student Database
Includes Credit Students Only

Race/Ethnicity



Origins of All Students

Florida	N/A
Georgia.....	N/A
Mississippi.....	N/A
Tennessee.....	N/A
Other US States and Territories	N/A
Non-US.....	N/A
From Alabama	414

Top Five Alabama Counties - Undergraduate Students

Montgomery.....	11%
Elmore.....	3%
Autauga.....	2%
Houston.....	2%
Jefferson.....	2%

Top Five Alabama Public - Feeder High Schools

of 2010-11 H.S. Graduates Enrolled..... 156

Prattville.....	Autauga County	15
Gulf Shores.....	Baldwin County	5
Stanhope Elmore.....	Elmore County	5
Opelika	Opelika City	5
Wetumpka.....	Elmore County	4



Enrollment

Total Enrollment 316

Gender	Male	5
	Female	311
	Unknown	0
Level	Undergrad	316
	Grad / 1st Prof	0
Status	Full-Time	242
	Part-Time	74

Students Enrolled in Remedial Courses

Math Only	0
English Only	0
Math & English	0

Enrollment by Type of Tuition Paid

Flat-Rate Tuition..... 316

Financial Aid

Received	272
Not Received	44

“Judson is committed to a distinctly Christian education for women with a mind for making a difference.”



Fall 2011
Marion, AL

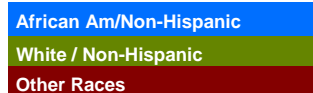
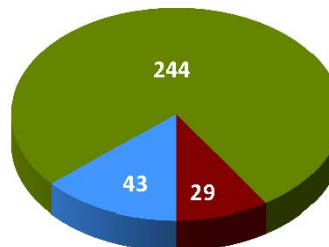
Judson College




Institutional Student Profiles
Alabama Commission on Higher Education
www.ache.alabama.gov
Source: Alabama Statewide Student Database
Includes Credit Students Only

Race/Ethnicity

Race Summary



Expanded Detail of Other Races



Origins of All Students

Florida	10
Georgia.....	2
Mississippi.....	15
Tennessee.....	4
Other US States and Territories	18
Non-US	9
From Alabama	258

Top Five Alabama Counties - Undergraduate Students

Perry.....	10%
Jefferson.....	8%
Bibb.....	4%
Dallas.....	4%
Mobile.....	4%

Top Five Alabama Public - Feeder High Schools

# of 2010-11 H.S. Graduates Enrolled.....	48	
Bibb	Bibb County	3
Jemison.....	Chilton County	2
Red Level	Covington County.....	2
Alma Bryant.....	Mobile County	2
Mary G Montgomery .	Mobile County	2



Enrollment

Total Enrollment 1,460

Gender	Male	525
	Female	935
	Unknown	0
Level	Undergrad	1,295
	Grad / 1st Prof	165
Status	Full-Time	1,194
	Part-Time	266

Students Enrolled in Remedial Courses

Math Only 57
 English Only 0
 Math & English 0

Enrollment by Type of Tuition Paid

Flat-Rate Tuition 1,460

Financial Aid

Received 1,128
 Not Received 332

*“Spring Hill College...
 Forming leaders engaged in
 learning, faith, justice and
 service for life.”*

Fall 2011
 Mobile, AL

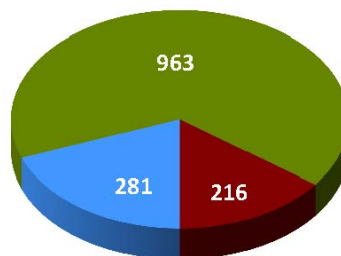
Spring Hill College



Institutional Student Profiles
 Alabama Commission on Higher Education
www.ache.alabama.gov
 Source: Alabama Statewide Student Database
 Includes Credit Students Only

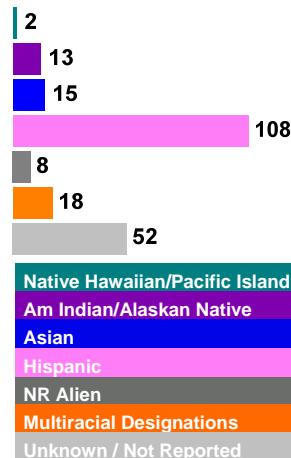
Race/Ethnicity

Race Summary



African Am/Non-Hispanic
 White / Non-Hispanic
 Other Races

Expanded Detail of Other Races



Origins of All Students

Florida 111
 Georgia 49
 Mississippi 75
 Tennessee 21
 Other US States and Territories 508
 Non-US 7
 From Alabama 689

Top Five Alabama Counties - Undergraduate Students

Mobile 28%
 Baldwin 6%
 Jefferson 2%
 Madison 1%
 UNKNOWN ALABAMA COUNTIES 1%

Top Five Alabama Public - Feeder High Schools

of 2010-11 H.S. Graduates Enrolled 90
 Murphy Mobile County 12
 John L. Leflore Magnet Mobile County 8
 Baker Mobile County 7
 Spanish Fort Baldwin County 5
 Mattie T Blount Mobile County 5



Enrollment

Total Enrollment 1,726

Gender	Male	531
	Female	1,195
	Unknown	0
Level	Undergrad	1,540
	Grad / 1st Prof	186
Status	Full-Time	1,365
	Part-Time	361

Students Enrolled in Remedial Courses

Math Only	66
English Only	20
Math & English	19

Enrollment by Type of Tuition Paid

Flat-Rate Tuition..... 1,726

Financial Aid

Received	1,656
Not Received	70

“The University of Mobile... is committed to providing educational programs of the highest quality to its students.”

Fall 2011
Mobile, AL

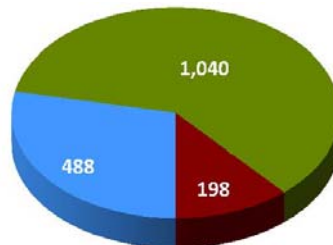
University of Mobile



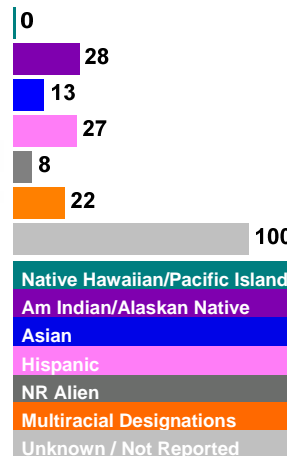
Institutional Student Profiles
Alabama Commission on Higher Education
www.ache.alabama.gov
Source: Alabama Statewide Student Database
Includes Credit Students Only

Race/Ethnicity

Race Summary



Expanded Detail of Other Races



Origins of All Students

Florida	78
Georgia.....	32
Mississippi.....	74
Tennessee.....	14
Other US States and Territories	76
Non-US.....	22
From Alabama	1,430

Top Five Alabama Counties - Undergraduate Students

Mobile.....	49%
Baldwin	7%
UNKNOWN ALABAMA COUNTIES	5%
Jefferson.....	2%
Washington.....	2%

Top Five Alabama Public - Feeder High Schools

of 2010-11 H.S. Graduates Enrolled..... 105

Mary G Montgomery .	Mobile County	8
Satsuma	Mobile County	7
Baker	Mobile County	6
Enterprise	Enterprise City	4
Opp.....	Opp City	4



Enrollment

Total Enrollment 547

Gender	Male	376
	Female	167
	Unknown	4
Level	Undergrad	125
	Grad / 1st Prof	422
Status	Full-Time	95
	Part-Time	452

Students Enrolled in Remedial Courses

Math Only	0
English Only	0
Math & English	0

Enrollment by Type of Tuition Paid

Flat-Rate Tuition..... 547

Financial Aid

Received 397
Not Received 150

*“America's Sports University
is celebrating 40 years of
excellence in sport education.”*



Fall 2011
Daphne, AL

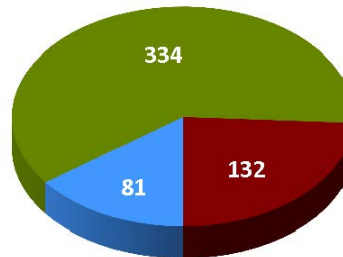
United States Sports Academy



Institutional Student Profiles
Alabama Commission on Higher Education
www.ache.alabama.gov
Source: Alabama Statewide Student Database
Includes Credit Students Only

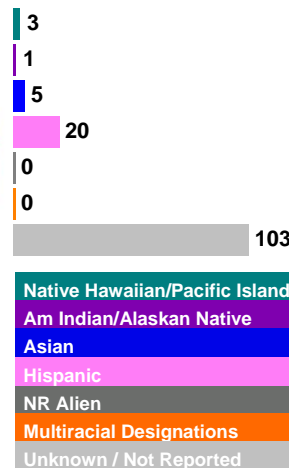
Race/Ethnicity

Race Summary



African Am/Non-Hispanic
White / Non-Hispanic
Other Races

Expanded Detail of
Other Races



Origins of All Students

Florida	28
Georgia.....	30
Mississippi.....	7
Tennessee.....	10
Other US States and Territories.....	411
Non-US.....	14
From Alabama	47

Top Five Alabama Counties - Undergraduate Students

UNKNOWN ALABAMA COUNTIES 10%

Top Five Alabama Public - Feeder High Schools

of 2010-11 H.S. Graduates Enrolled..... N/A

