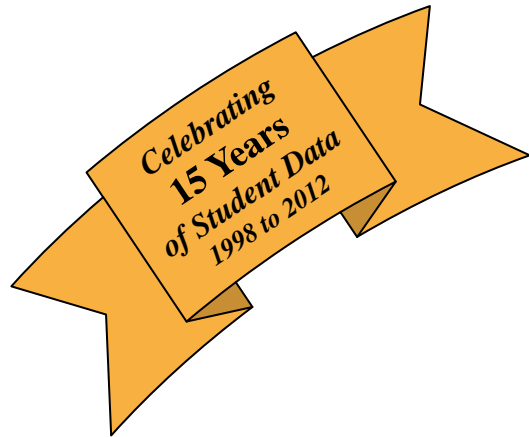


INSTITUTIONAL STUDENT PROFILES FALL 2012



ALABAMA COMMISSION ON HIGHER EDUCATION

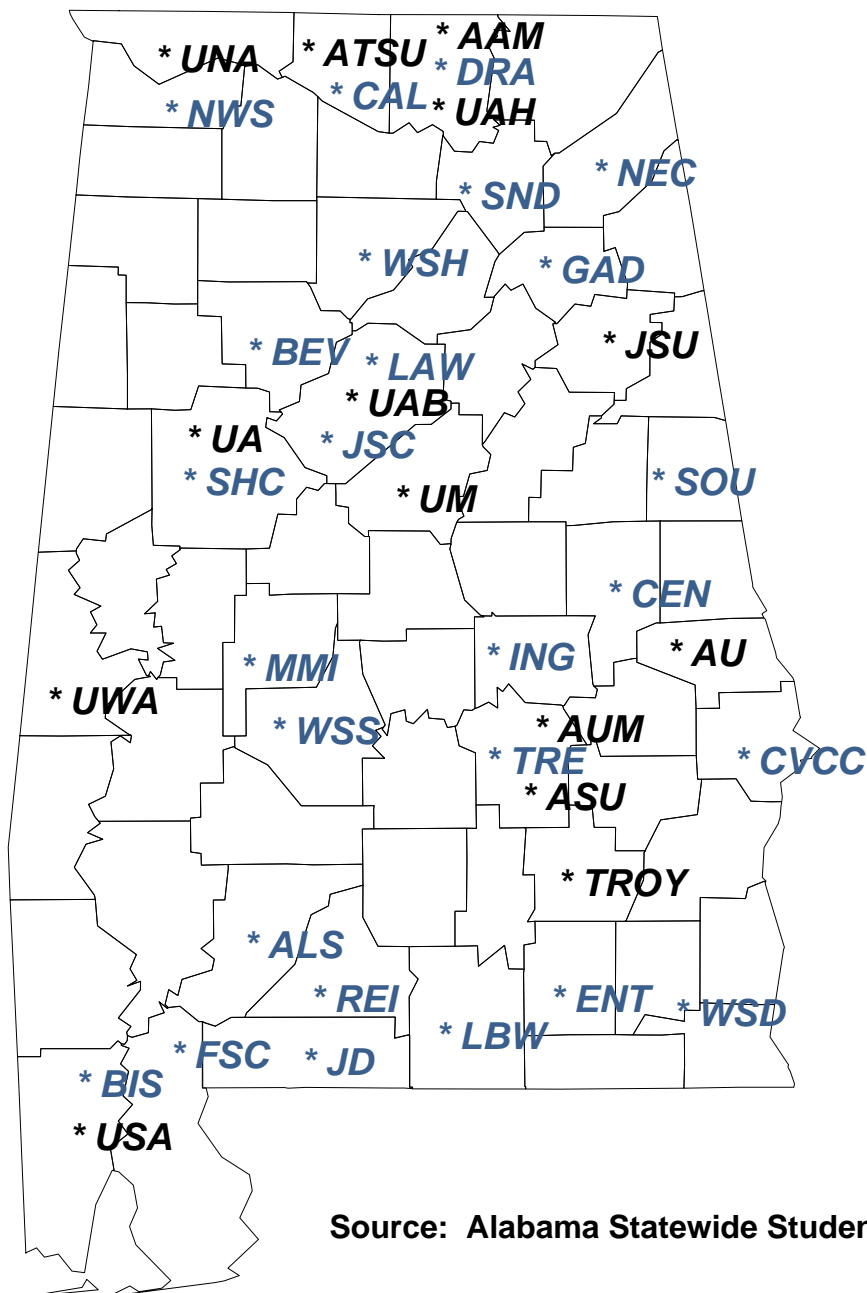
Source: Alabama Statewide Student Database

www.ache.alabama.gov/Profiles

Includes Data on some Independent Colleges

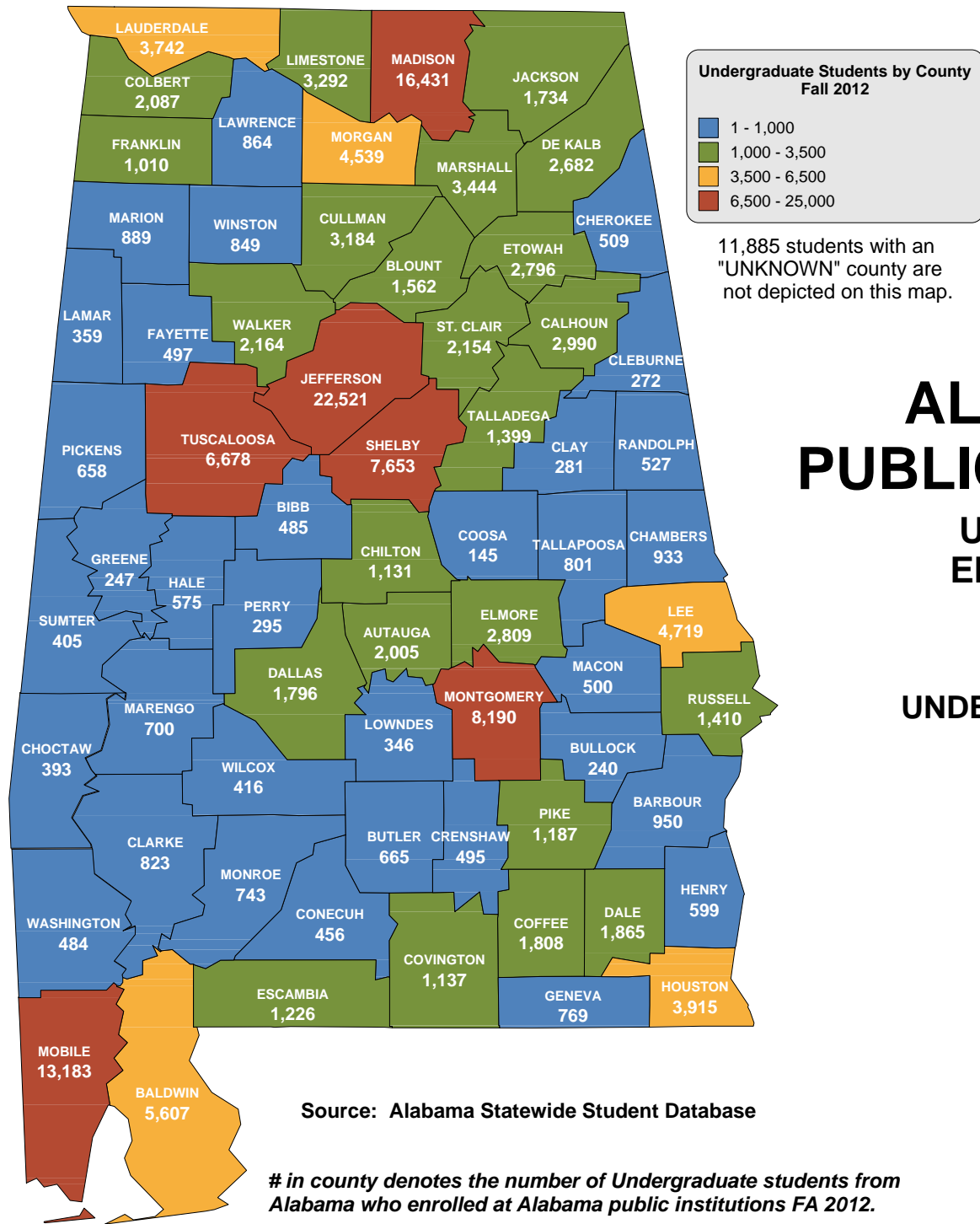
ALABAMA COMMISSION ON HIGHER EDUCATION INSTITUTIONAL STUDENT PROFILES FALL 2012

ALL PUBLIC INSTITUTIONS



Source: Alabama Statewide Student Database

- Alabama A&M University (AAM)
- Alabama State University (ASU)
- Athens State University (ATSU)
- Auburn University (AU)
- Auburn University at Montgomery (AUM)
- Jacksonville State University (JSU)
- Troy University (TROY)
- University of Alabama (UA)
- University of Alabama at Birmingham (UAB)
- University of Alabama in Huntsville (UAH)
- University of Montevallo (UM)
- University of North Alabama (UNA)
- University of South Alabama (USA)
- University of West Alabama (UWA)
- Alabama Southern Community College (ALS)
- Bevill State Community College (BEV)
- Bishop State Community College (BIS)
- Calhoun Community College (CAL)
- Central Alabama Community College (CEN)
- Chattahoochee Valley Community College (CVCC)
- Drake State Technical College (DRA)
- Enterprise State Community College (ENT)
- Faulkner State Community College (FSC)
- Gadsden State Community College (GAD)
- Ingram State Technical College (ING)
- Jefferson Davis Community College (JD)
- Jefferson State Community College (JSC)
- Lawson State Community College (LAW)
- Lurleen B. Wallace Community College (LBW)
- Marion Military Institute (MMI)
- Northeast Alabama Community College (NEC)
- Northwest-Shoals Community College (NWS)
- Reid State Technical College (REI)
- Shelton State Community College (SHC)
- Snead State Community College (SND)
- Southern Union State Community College (SOU)
- Trenholm State Technical College (TRE)
- Wallace Community College Dothan (WSD)
- Wallace State Community College Hanceville (WSH)
- Wallace State Community College Selma (WSS)



ALL ALABAMA PUBLIC INSTITUTIONS UNDERGRADUATE ENROLLMENT ONLY

UNDERGRADUATE STUDENTS

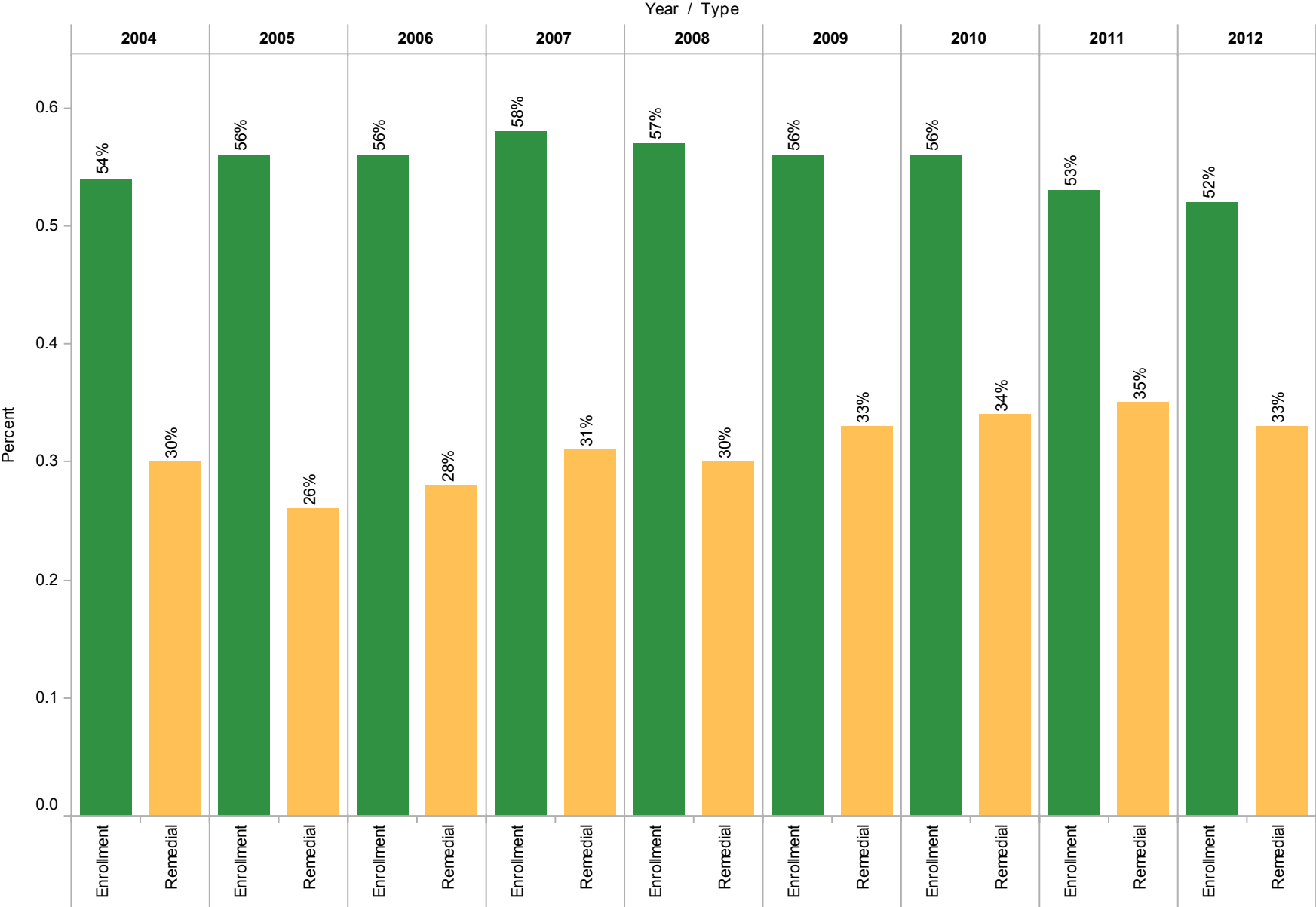
Total: 211,744
From Alabama: 174,105

Source: Alabama Statewide Student Database

in county denotes the number of Undergraduate students from Alabama who enrolled at Alabama public institutions FA 2012.

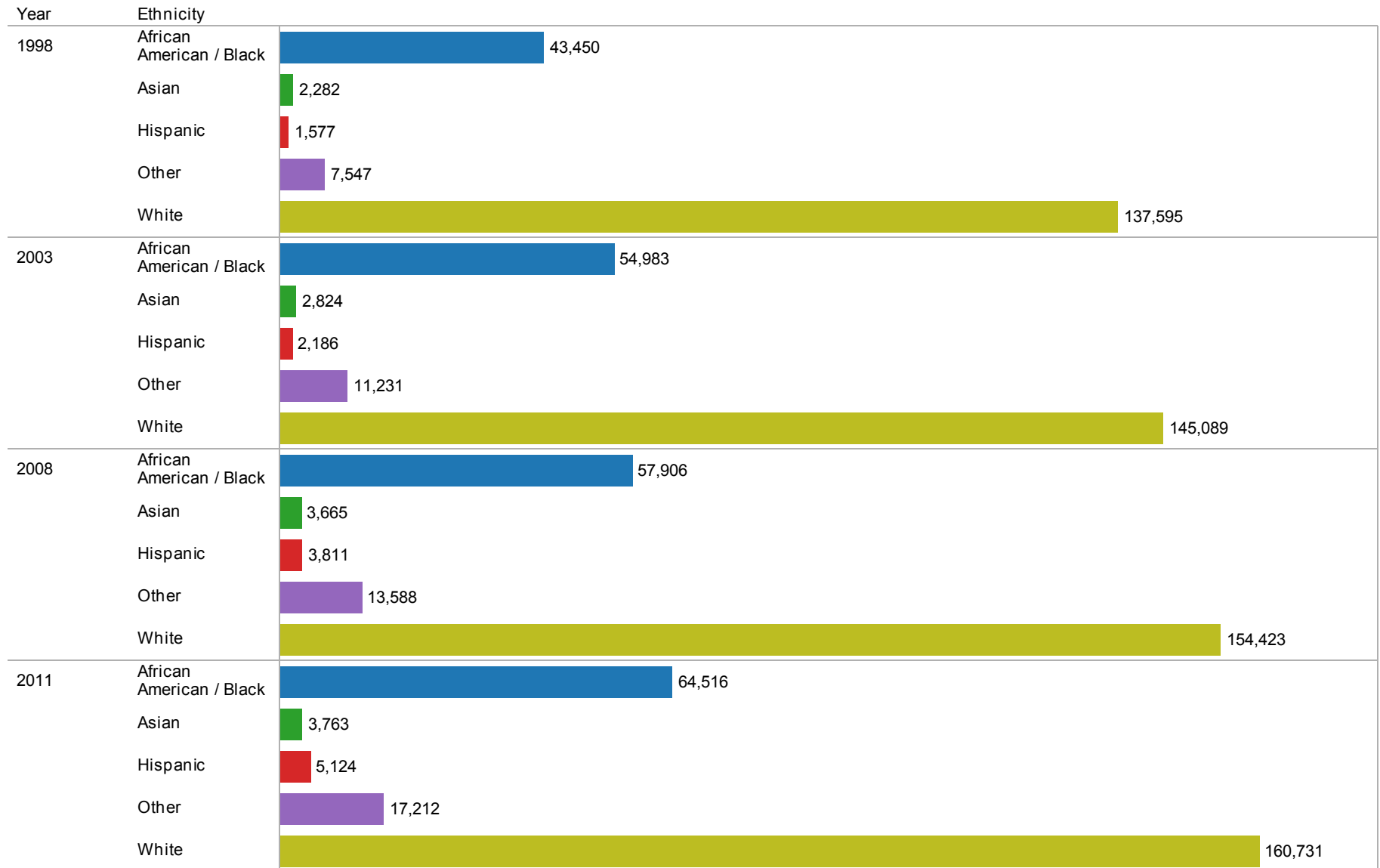


**ACHE Summary of Percentage of Alabama Public High School Graduates
Enrolled in Alabama Public Colleges and Universities
the Fall after High School Graduation
And Those Taking Remedial Math and/or Remedial English**



Source: Alabama Statewide Student Database.

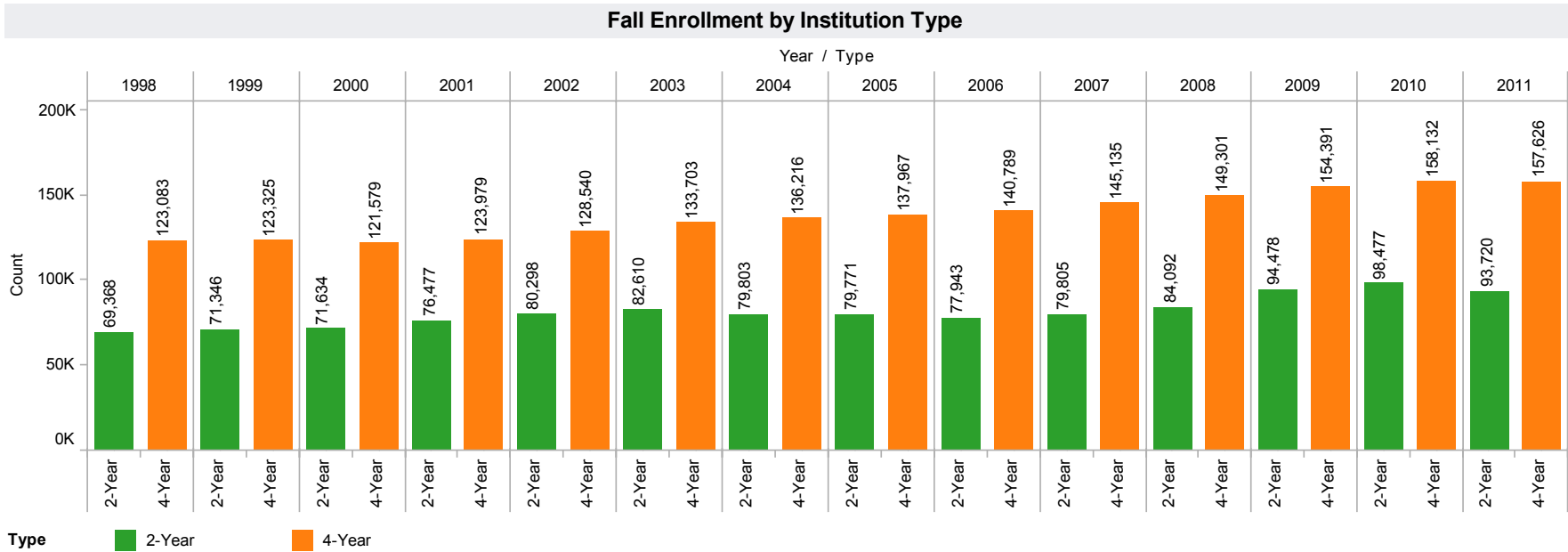
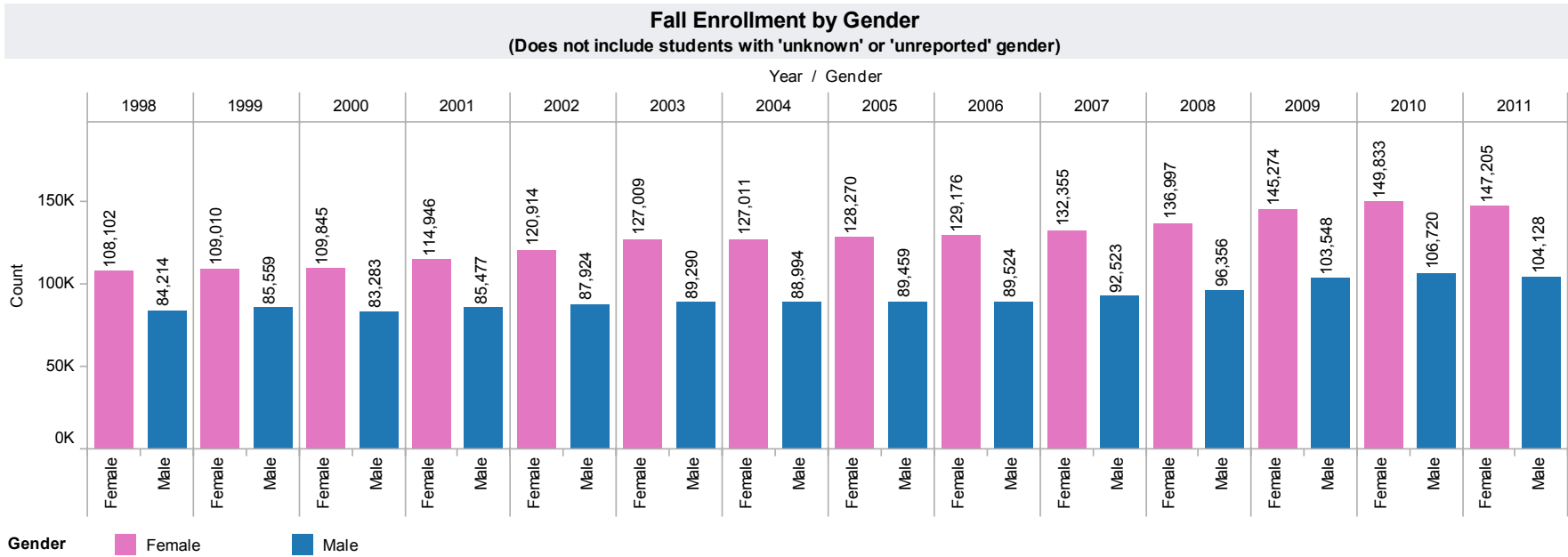
ACHE Fall Enrollment Summary by Year and Ethnicity for All Public Institutions




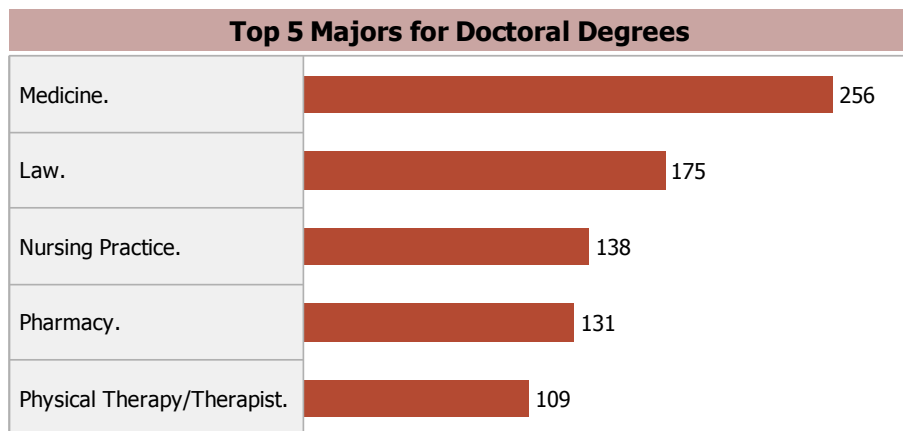
Fall enrollment increases since 1998:

African American - 54%
Asian - 65%
Hispanic - 224%
Other ethnicity - 128%
White - 20%.

ACHE Summary of Fall Enrollment at Alabama Public Institutions from 1998 thru 2011 by Gender and Institution Type

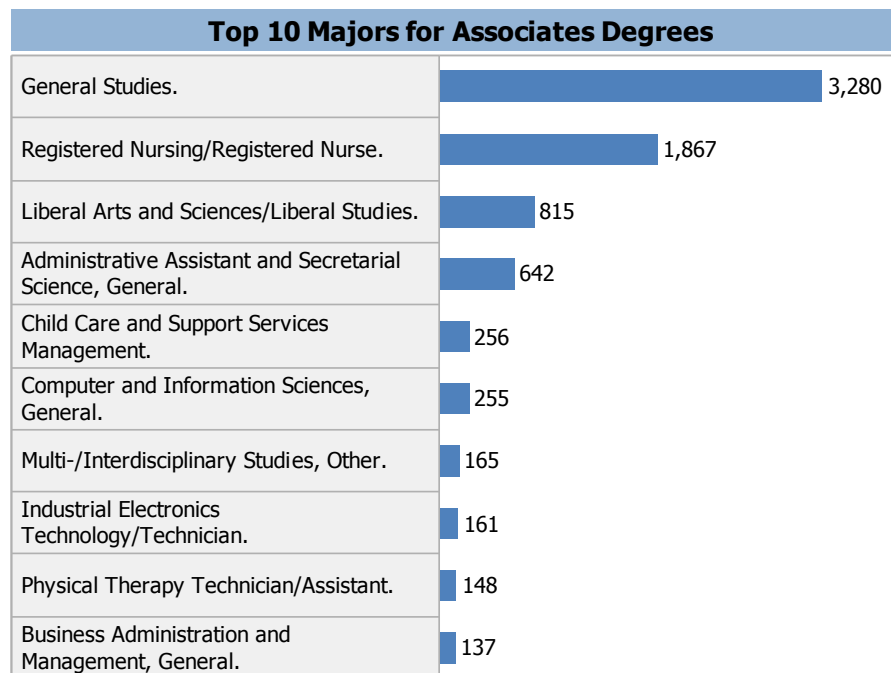
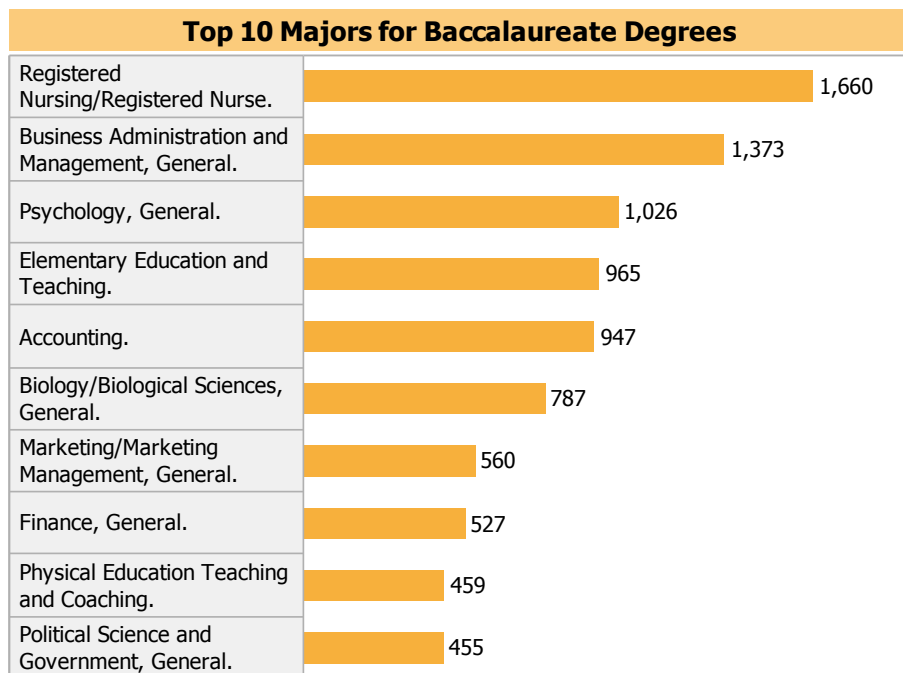


ACHE Summary of 2011-2012 Completions by Major and Level for All Public Institutions (Total Number of Completions at Alabama Public Institutions was 47,285)*



Number of doctoral degrees completed at Alabama public institutions was 1,733.

Number of masters degrees completed at Alabama public institutions was 8,314.

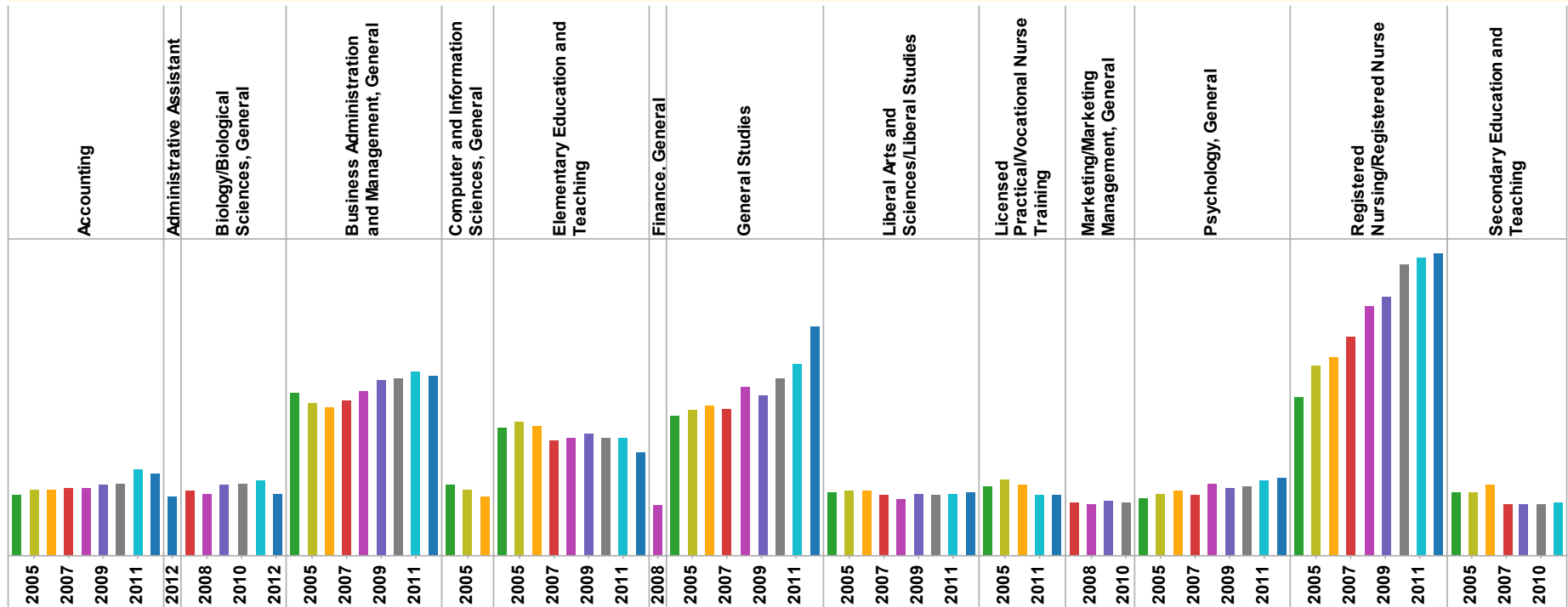


Number of baccalaureate degrees completed at Alabama public institutions was 20,529.

Number of associates degrees completed at Alabama public institutions was 9,997.

*The total number of completions includes other award levels that are not depicted in these charts.

ALABAMA COMMISSION ON HIGHER EDUCATION
Top 10 Areas of All Degrees Conferred 2004 through 2012
Alabama Public Institutions



Top 10 Areas of All Degrees Conferred

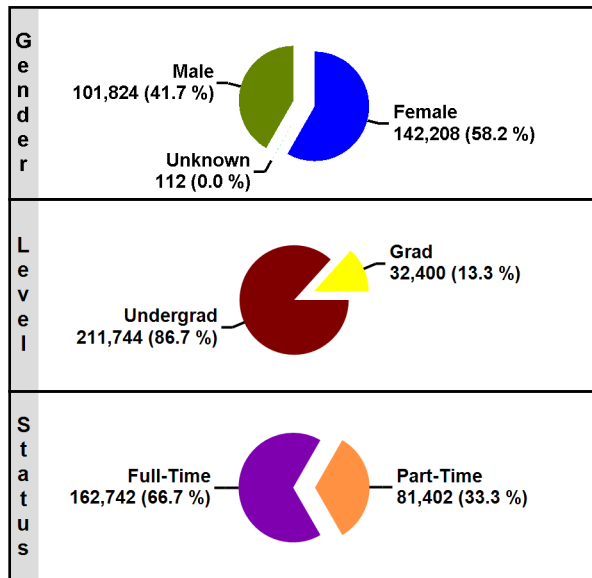
Major	2004	2005	2006	2007	2008	2009	2010	2011	2012
Accounting	864	953	957	979	970	1,021	1,042	1,231	1,182
Administrative Assistant									854
Biology/Biological Sciences, General				924	888	1,004	1,037	1,070	886
Business Administration and Management, General	2,339	2,184	2,120	2,234	2,356	2,514	2,548	2,652	2,585
Computer and Information Sciences, General	1,013	960	841						
Elementary Education and Teaching	1,839	1,915	1,869	1,663	1,692	1,764	1,692	1,698	1,482
Finance, General					716				
General Studies	1,997	2,085	2,146	2,102	2,413	2,297	2,542	2,745	3,295
Liberal Arts and Sciences/Liberal Studies	909	926	932	867	806	883	859	885	901
Licensed Practical/Vocational Nurse Training	994	1,095	1,011					863	861
Marketing/Marketing Management, General				758	747	785	756		
Psychology, General	836	887	933	863	1,041	967	989	1,079	1,123
Registered Nursing/Registered Nurse	2,265	2,724	2,859	3,136	3,578	3,715	4,175	4,281	4,332
Secondary Education and Teaching	914	915	1,013	744		734	749	766	

Notes: (1.) A blank space indicates item was not in Top 10 for the specified year. (2.) Includes all levels of completions. (3.) There was a fluctuation of Top 10 Areas of Degrees Conferred over the 9-year time span with a total of 14 areas identified; all areas were not in Top 10 each year.

Source: Alabama Statewide Student Database.

Enrollment

Total Enrollment 244,144



Students Enrolled in Remedial Courses

Math Only	13,077
English Only	3,712
Math & English	5,585

Enrollment by Type of Tuition Paid

In-State	
Undergraduate	179,101
Graduate	20,179
Out-of-State	
Undergraduate	26,450
Graduate	8,604
Non-Resident Exempt, paying In-State	
Undergraduate	6,193
Graduate	3,617

Financial Aid

Received	167,042
Not Received	77,102

Migration within Alabama Public Institutions

Transfer In	10,894
Transfer Out	10,894



Fall 2012
ALABAMA

ALL PUBLIC INSTITUTIONS

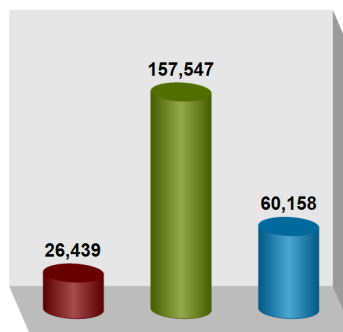


Institutional Student Profiles
Alabama Commission on Higher Education
www.ache.alabama.gov

Source: Alabama Statewide Student Database
Includes Credit Students Only

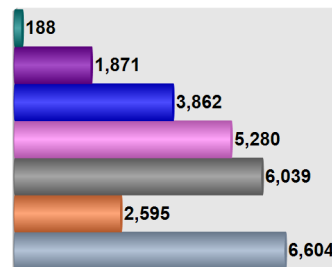
Race/Ethnicity

Race Summary



■ African Am / Non-Hispanic
■ White / Non-Hispanic
■ Other Races

Detail of Other Races



■ Native Hawaiian / Pacific Islander
■ Am Indian/Alaskan Native
■ Asian
■ Hispanic
■ NR Alien
■ Multiracial Designations
■ Unknown / Not Reported

Origins of All Students

Florida	5,594
Georgia	10,145
Mississippi	3,846
Tennessee	3,955
Other US States and Territories	20,849
Non-US	5,805
From Alabama	193,950

Top Five Alabama Counties - Undergraduate Students

Jefferson	11%
Madison	8%
Mobile	6%
UNKNOWN ALABAMA COUNTIES	6%
Montgomery	4%

Top Five Alabama Public - Feeder High Schools

# of 2011-12 H.S. Graduates Enrolled	23,019	
Bob Jones	Madison City	454
Hoover	Hoover City	390
Sparkman	Madison County	365
Virgil Grissom	Huntsville City	318
Oak Mountain	Shelby County	310

Summary of 2011-2012 Completions

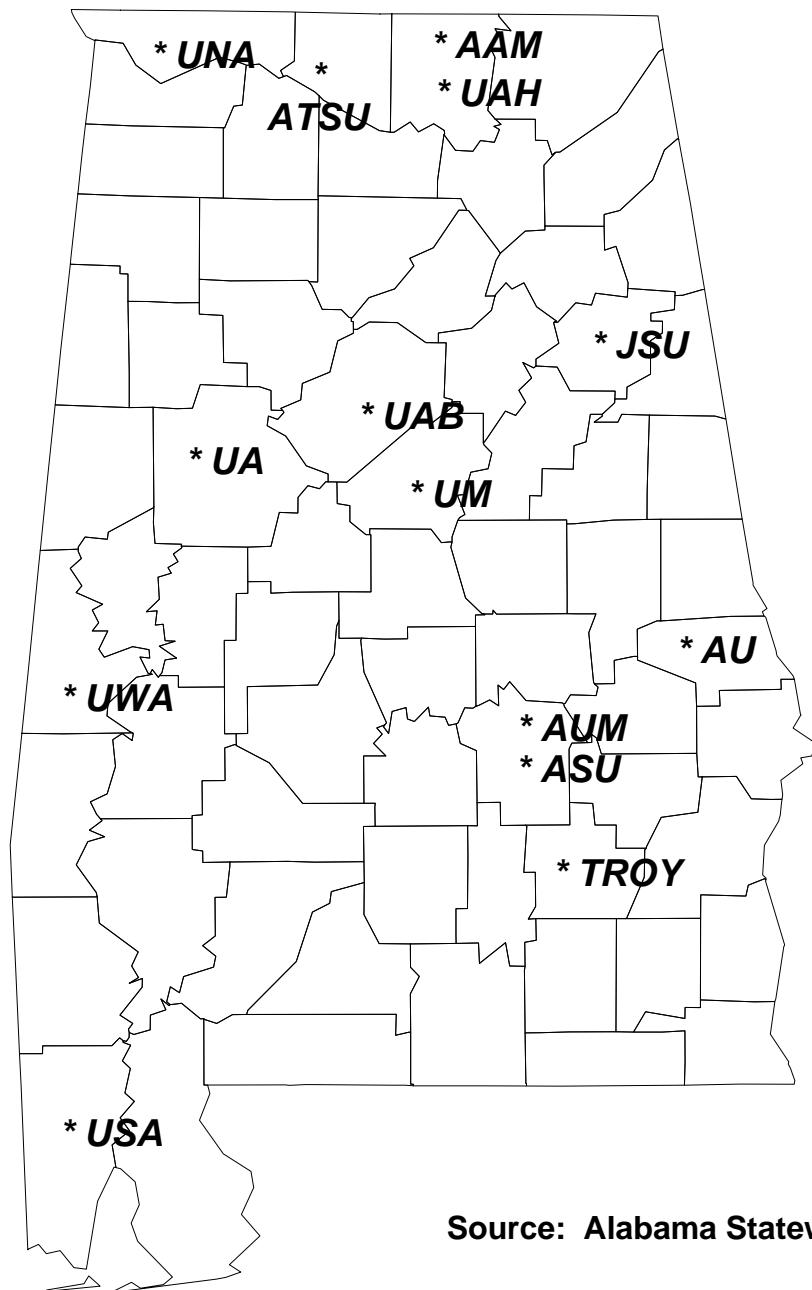
<1 Year	3,174
<2 Year	2,836
Associate	9,997
<4 Year	31
Baccalaureate	20,529
Post Baccalaureate	115
Master's	8,314
Post Master's	556
Doctoral	1,733

Retention of 1st Time Degree-Seeking Freshmen

# of Fall 2011 Cohort Students	43,030
Enrolled or Completed Same Inst. FA 2012	62%
Enrolled Other AL Public Inst. FA 2012	5%

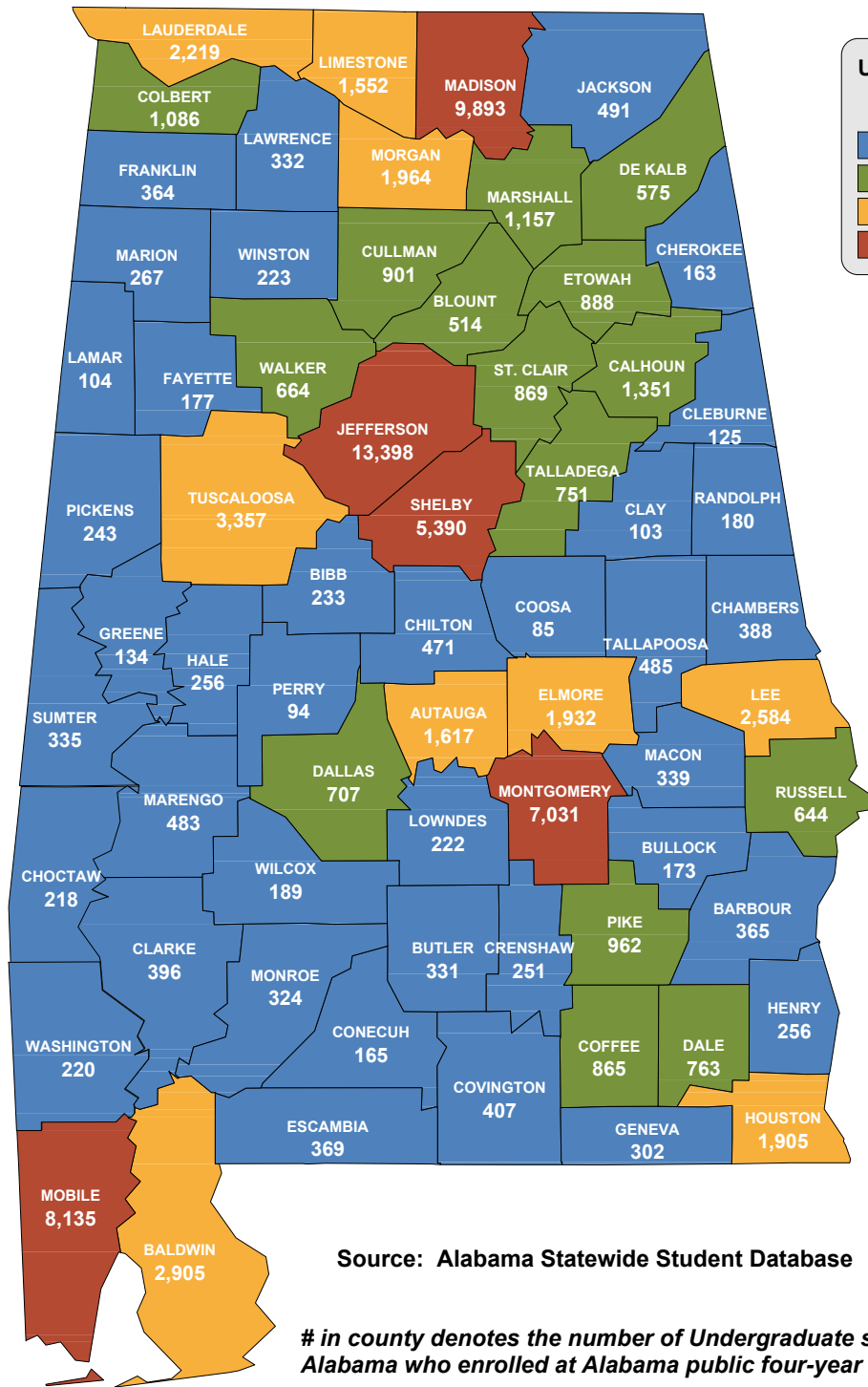
**ALABAMA COMMISSION ON HIGHER EDUCATION
INSTITUTIONAL STUDENT PROFILES
FALL 2012**

**ALL PUBLIC
4-YEAR
INSTITUTIONS**



- Alabama A&M University (AAM)
- Alabama State University (ASU)
- Athens State University (ATSU)
- Auburn University (AU)
- Auburn University at Montgomery (AUM)
- Jacksonville State University (JSU)
- Troy University (TROY)
- University of Alabama (UA)
- University of Alabama at Birmingham (UAB)
- University of Alabama in Huntsville (UAH)
- University of Montevallo (UM)
- University of North Alabama (UNA)
- University of South Alabama (USA)
- University of West Alabama (UWA)

Source: Alabama Statewide Student Database



**Undergraduate Students by County
Fall 2012**

- 1 - 500
- 500 - 1,500
- 1,500 - 4,000
- 4,000 - 14,000

6,949 students with an "UNKNOWN" county are not depicted on this map.

ALL ALABAMA PUBLIC 4-YEAR INSTITUTIONS

UNDERGRADUATE ENROLLMENT ONLY

UNDERGRADUATE STUDENTS

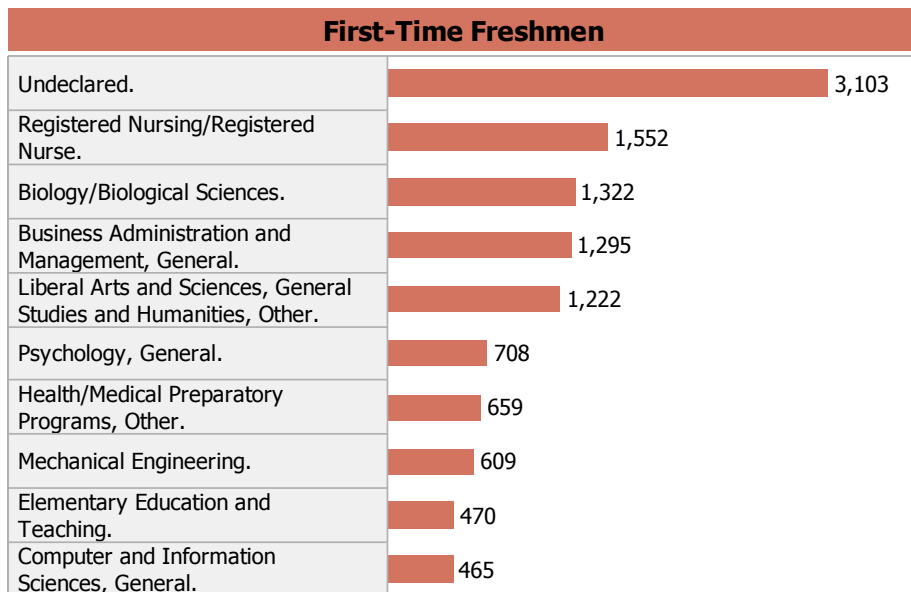
Total: 124,873
From Alabama: 93,791

Source: Alabama Statewide Student Database

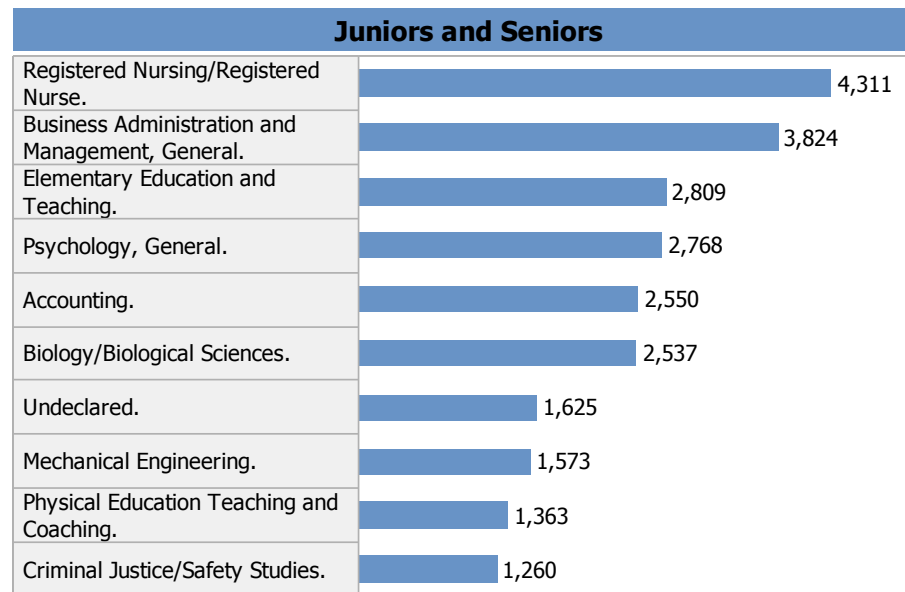
in county denotes the number of Undergraduate students from Alabama who enrolled at Alabama public four-year institutions FA 2012.




ACHE Summary of Top 10 Majors of Students Enrolled Fall 2012 at 4YR Public Institutions (Total Number of Students at Alabama Public 4YR Institutions was 157,273)



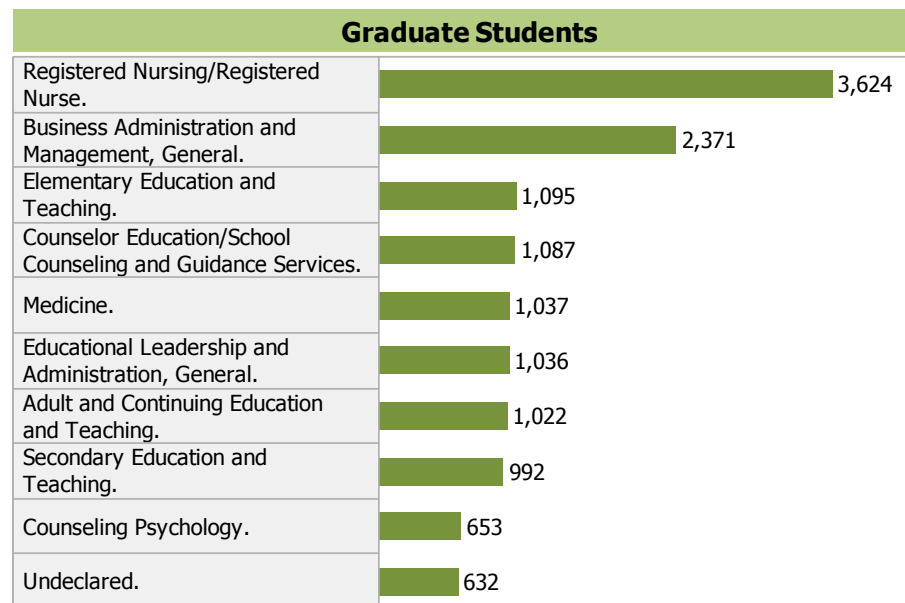
Number of first-time freshmen enrolled at Alabama public 4YR institutions was 21,763.



Number of juniors and seniors enrolled at Alabama public 4YR institutions was 61,642.

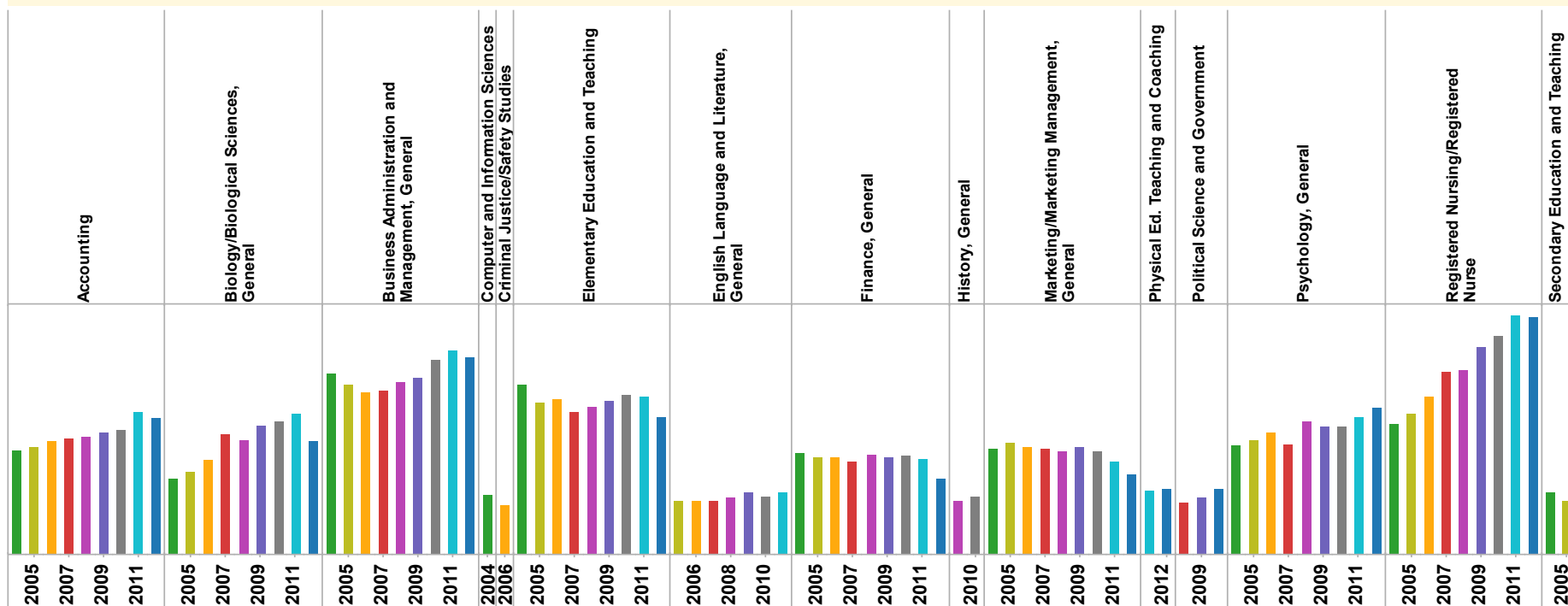


Number of undergraduate transfers enrolled at Alabama public 4YR institutions was 9,659.



Number of graduate students enrolled at Alabama public 4YR institutions was 32,400.

ALABAMA COMMISSION ON HIGHER EDUCATION
Top Areas of Baccalaureate Degrees Conferred 2004 through 2012
Alabama Public Institutions



Top Areas of Baccalaureate Degrees Conferred

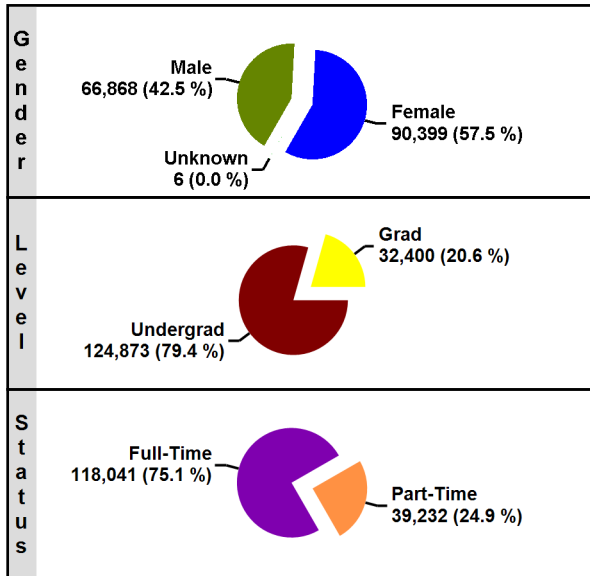
Major	2004	2005	2006	2007	2008	2009	2010	2011	2012
Accounting	731	749	792	806	815	846	872	989	947
Biology/Biological Sciences, General	526	576	656	841	800	898	935	977	787
Business Administration and Management, General	1,263	1,180	1,131	1,143	1,204	1,230	1,358	1,425	1,373
Computer and Information Sciences	413								
Criminal Justice/Safety Studies			347						
Elementary Education and Teaching	1,188	1,063	1,085	989	1,036	1,075	1,111	1,100	965
English Language and Literature, General		371	370	374	395	432	406	440	
Finance, General	709	678	681	650	698	673	691	669	527
History, General					377		400		
Marketing/Marketing Management, General	737	778	745	736	720	744	718	652	560
Physical Ed. Teaching and Coaching								443	459
Political Science and Government				362		397			
Psychology, General	761	801	851	771	928	893	891	964	1,026
Registered Nursing/Registered Nurse	912	984	1,107	1,271	1,283	1,447	1,527	1,667	1,660
Secondary Education and Teaching	430	373							

Notes: (1.) A blank space indicates item was not in Top 10 for the specified year. (2.) Includes only Baccalaureate levels of completions. (3.) There was a fluctuation of Top 10 Areas of Baccalaureate Degrees Conferred over the 9-year time span with a total of 15 areas identified; all areas were not in Top 10 each year.

Source: Alabama Statewide Student Database.

Enrollment

Total Enrollment 157,273



Students Enrolled in Remedial Courses

Math Only	3,520
English Only	1,007
Math & English	625

Enrollment by Type of Tuition Paid

In-State	
Undergraduate	95,716
Graduate	20,179
Out-of-State	
Undergraduate	24,758
Graduate	8,604
Non-Resident Exempt, paying In-State	
Undergraduate	4,399
Graduate	3,617

Financial Aid

Received	106,943
Not Received	50,330

Migration within Alabama Public Institutions

Transfer In	6,923
Transfer Out	3,113



Fall 2012
ALABAMA

Four-Year Public Institutions



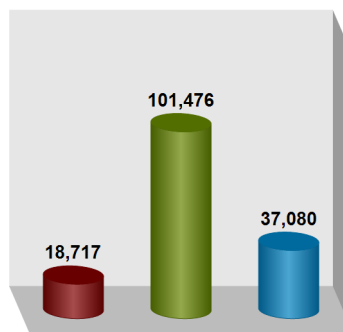
Institutional Student Profiles
Alabama Commission on Higher Education

www.ache.alabama.gov

Source: Alabama Statewide Student Database
Includes Credit Students Only

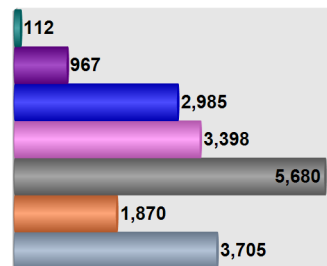
Race/Ethnicity

Race Summary



■ African Am / Non-Hispanic
■ White / Non-Hispanic
■ Other Races

Detail of Other Races



■ Native Hawaiian / Pacific Islander
■ Am Indian/Alaskan Native
■ Asian
■ Hispanic
■ NR Alien
■ Multiracial Designations
■ Unknown / Not Reported

Origins of All Students

Florida	4,995
Georgia	8,918
Mississippi	3,569
Tennessee	3,582
Other US States and Territories	17,109
Non-US	5,464
From Alabama	113,636

Top Five Alabama Counties - Undergraduate Students

Jefferson	11%
Madison	8%
Mobile	7%
Montgomery	6%
UNKNOWN ALABAMA COUNTIES	6%

Top Five Alabama Public - Feeder High Schools

# of 2011-12 H.S. Graduates Enrolled	11,392	
Hoover	Hoover City	332
Bob Jones	Madison City	313
Vestavia Hills	Vestavia Hills City	266
Oak Mountain	Shelby County	261
Sparkman	Madison County	233

Summary of 2011-2012 Completions

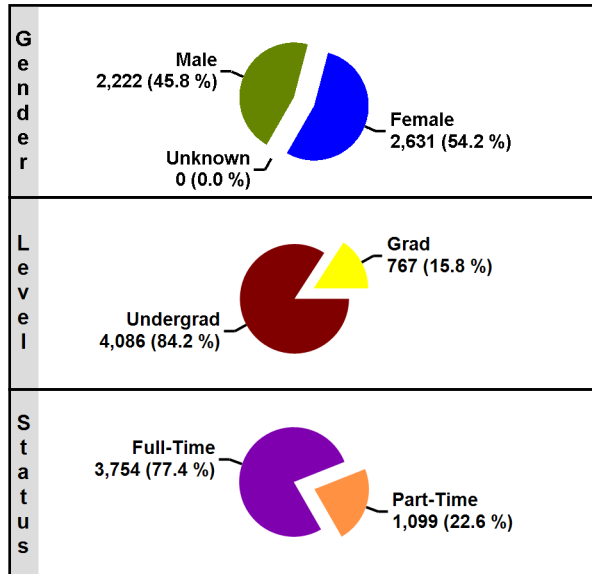
<1 Year	104
<2 Year	77
Associate	271
<4 Year	31
Baccalaureate	20,529
Post Baccalaureate	115
Master's	8,314
Post Master's	556
Doctoral	1,733

Retention of 1st Time Degree-Seeking Freshmen

# of Fall 2011 Cohort Students	22,025
Enrolled or Completed Same Inst. FA 2012	76%
Enrolled Other AL Public Inst. FA 2012	6%

Enrollment

Total Enrollment 4,853



Students Enrolled in Remedial Courses

Math Only	152
English Only	85
Math & English	34

Enrollment by Type of Tuition Paid

In-State	
Undergraduate	2,968
Graduate	686
Out-of-State	
Undergraduate	1,113
Graduate	78
Non-Resident Exempt, paying In-State	
Undergraduate	5
Graduate	3

Financial Aid

Received	4,411
Not Received	442

Migration within Alabama Public Institutions

Transfer In	6
Transfer Out	140



Fall 2012
Normal, AL

Alabama A&M University



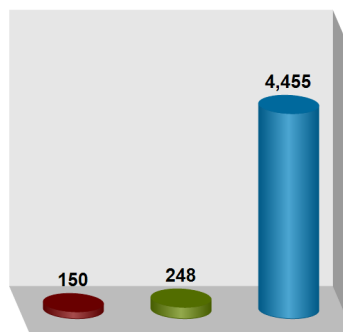
Institutional Student Profiles
Alabama Commission on Higher Education

www.ache.alabama.gov

Source: Alabama Statewide Student Database
Includes Credit Students Only

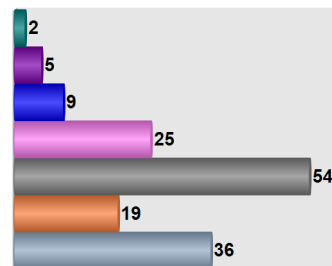
Race/Ethnicity

Race Summary



■ African Am / Non-Hispanic
■ White / Non-Hispanic
■ Other Races

Detail of Other Races



■ Native Hawaiian / Pacific Islander
■ Am Indian/Alaskan Native
■ Asian
■ Hispanic
■ Multiracial Designations
■ Unknown / Not Reported

Origins of All Students

Florida	38
Georgia	281
Mississippi	36
Tennessee	87
Other US States and Territories	646
Non-US	111
From Alabama	3,654

Top Five Alabama Counties - Undergraduate Students

UNKNOWN ALABAMA COUNTIES	27%
Madison	22%
Jefferson	8%
Mobile	3%
Montgomery	1%

Top Five Alabama Public - Feeder High Schools

# of 2011-12 H.S. Graduates Enrolled	536	
Center Point	Jefferson County	20
JO Johnson	Huntsville City	16
Bessemer City	Bessemer City	14
Lee	Montgomery County	14
Mattie T Blount	Mobile County	14

Summary of 2011-2012 Completions

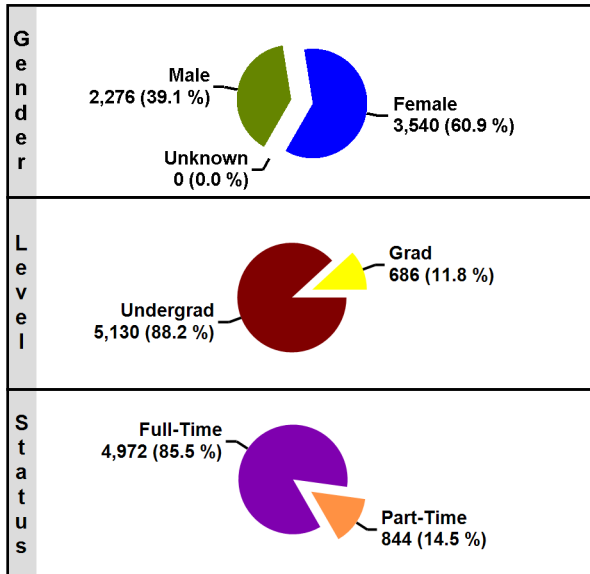
<1 Year	0
<2 Year	0
Associate	0
<4 Year	0
Baccalaureate	532
Post Baccalaureate	0
Master's	195
Post Master's	14
Doctoral	11

Retention of 1st Time Degree-Seeking Freshmen

# of Fall 2011 Cohort Students	639
Enrolled or Completed Same Inst. FA 2012	66%
Enrolled Other AL Public Inst. FA 2012	6%

Enrollment

Total Enrollment 5,816



Students Enrolled in Remedial Courses

Math Only	233
English Only	290
Math & English	163

Enrollment by Type of Tuition Paid

In-State	
Undergraduate	3,606
Graduate	607
Out-of-State	
Undergraduate	1,524
Graduate	78
Non-Resident Exempt, paying In-State	
Undergraduate	0
Graduate	1

Financial Aid

Received	5,359
Not Received	457

Migration within Alabama Public Institutions

Transfer In	0
Transfer Out	174



Fall 2012
Montgomery, AL

Alabama State University

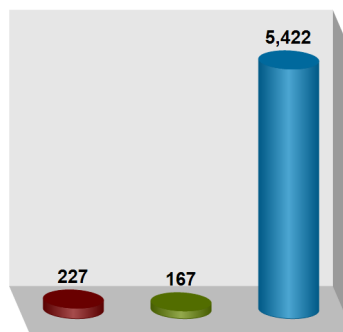


Institutional Student Profiles
Alabama Commission on Higher Education
www.ache.alabama.gov

Source: Alabama Statewide Student Database
Includes Credit Students Only

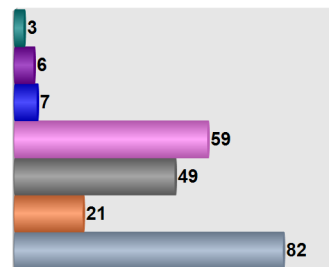
Race/Ethnicity

Race Summary



■ African Am / Non-Hispanic
■ White / Non-Hispanic
■ Other Races

Detail of Other Races



■ Native Hawaiian / Pacific Islander
■ Am Indian/Alaskan Native
■ Asian
■ Hispanic
■ NR Alien
■ Multiracial Designations
■ Unknown / Not Reported

Origins of All Students

Florida	180
Georgia	554
Mississippi	33
Tennessee	32
Other US States and Territories	789
Non-US	15
From Alabama	4,213

Top Five Alabama Counties - Undergraduate Students

Montgomery	26%
Jefferson	11%
Mobile	5%
Dallas	3%
Macon	2%

Top Five Alabama Public - Feeder High Schools

# of 2011-12 H.S. Graduates Enrolled	788	
Jefferson Davis	Montgomery County	43
Lanier Senior	Montgomery County	30
Central	Phenix City	29
Lee	Montgomery County	29
Booker T Washington	Macon County	28

Summary of 2011-2012 Completions

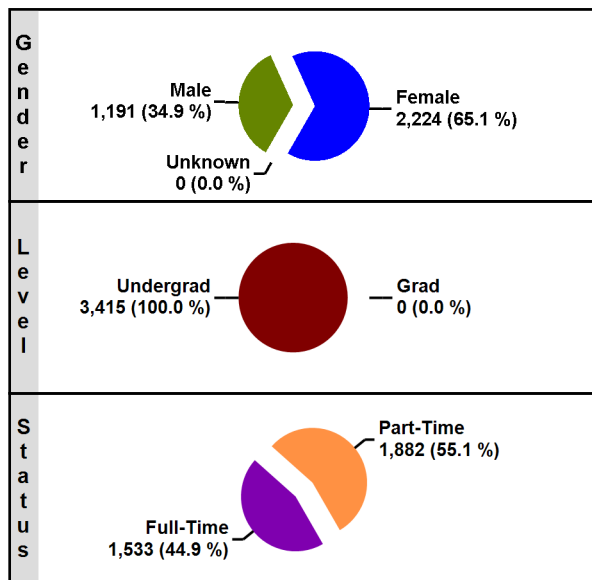
<1 Year	0
<2 Year	0
Associate	0
<4 Year	0
Baccalaureate	542
Post Baccalaureate	0
Master's	184
Post Master's	20
Doctoral	43

Retention of 1st Time Degree-Seeking Freshmen

# of Fall 2011 Cohort Students	1,104
Enrolled or Completed Same Inst. FA 2012	60%
Enrolled Other AL Public Inst. FA 2012	5%

Enrollment

Total Enrollment 3,415



Students Enrolled in Remedial Courses

Math Only	0
English Only	0
Math & English	0

Enrollment by Type of Tuition Paid

In-State	
Undergraduate	3,229
Graduate	0
Out-of-State	
Undergraduate	59
Graduate	0
Non-Resident Exempt, paying In-State	
Undergraduate	127
Graduate	0

Financial Aid

Received	1,950
Not Received	1,465

Migration within Alabama Public Institutions

Transfer In	486
Transfer Out	23



Fall 2012
Athens, AL

Athens State University



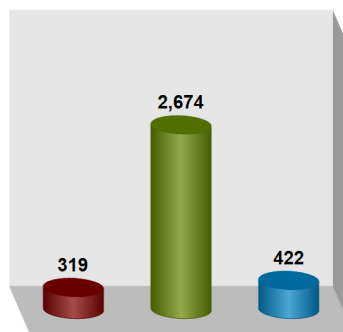
Institutional Student Profiles
Alabama Commission on Higher Education

www.ache.alabama.gov

Source: Alabama Statewide Student Database
Includes Credit Students Only

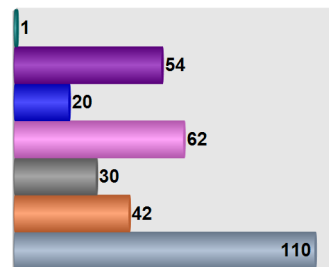
Race/Ethnicity

Race Summary



■ African Am / Non-Hispanic
■ White / Non-Hispanic
■ Other Races

Detail of Other Races



■ Native Hawaiian / Pacific Islander
■ Am Indian/Alaskan Native
■ Asian
■ Hispanic
■ NR Alien
■ Multiracial Designations
■ Unknown / Not Reported

Origins of All Students

Florida	1
Georgia	9
Mississippi	1
Tennessee	126
Other US States and Territories	18
Non-US	2
From Alabama	3,258

Top Five Alabama Counties - Undergraduate Students

Madison	29%
Limestone	11%
Morgan	11%
Cullman	6%
Marshall	6%

Top Five Alabama Public - Feeder High Schools

# of 2011-12 H.S. Graduates Enrolled	N/A
.....	N/A
.....	N/A
.....	N/A
.....	N/A
.....	N/A

Summary of 2011-2012 Completions

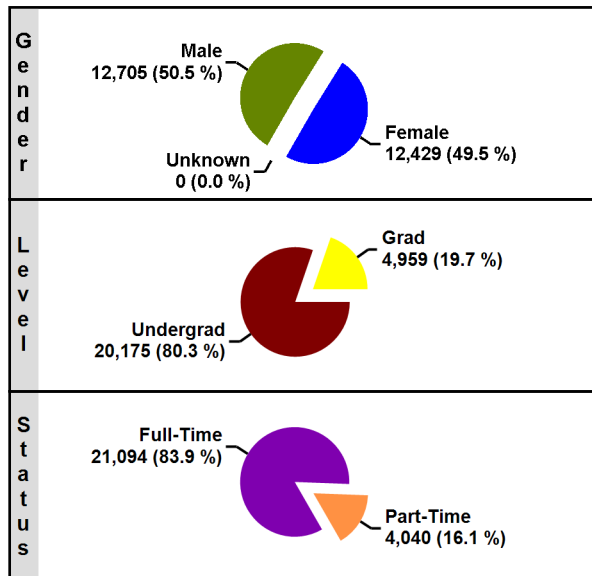
<1 Year	0
<2 Year	0
Associate	0
<4 Year	0
Baccalaureate	940
Post Baccalaureate	0
Master's	0
Post Master's	0
Doctoral	0

Retention of 1st Time Degree-Seeking Freshmen

# of Fall 2011 Cohort Students	N/A
Enrolled or Completed Same Inst. FA 2012	N/A
Enrolled Other AL Public Inst. FA 2012	N/A

Enrollment

Total Enrollment 25,134



Students Enrolled in Remedial Courses

Math Only	0
English Only	0
Math & English	0

Enrollment by Type of Tuition Paid

In-State	
Undergraduate	13,423
Graduate	2,075
Out-of-State	
Undergraduate	6,680
Graduate	2,258
Non-Resident Exempt, paying In-State	
Undergraduate	72
Graduate	626

Financial Aid

Received	14,395
Not Received	10,739

Migration within Alabama Public Institutions

Transfer In	1,186
Transfer Out	318



Fall 2012
Auburn, AL

Auburn University



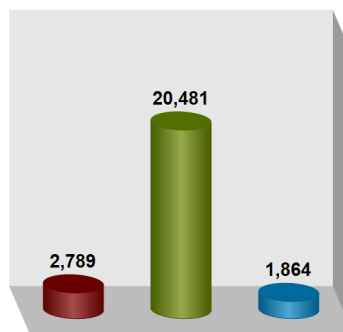
Institutional Student Profiles
Alabama Commission on Higher Education

www.ache.alabama.gov

Source: Alabama Statewide Student Database
Includes Credit Students Only

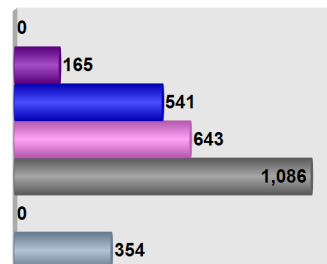
Race/Ethnicity

Race Summary



■ African Am / Non-Hispanic
■ White / Non-Hispanic
■ Other Races

Detail of Other Races



■ Native Hawaiian / Pacific Islander
■ Am Indian/Alaskan Native
■ Asian
■ Hispanic
■ NR Alien
■ Multiracial Designations
■ Unknown / Not Reported

Origins of All Students

Florida	1,419
Georgia	3,117
Mississippi	164
Tennessee	858
Other US States and Territories	4,043
Non-US	1,077
From Alabama	14,456

Top Five Alabama Counties - Undergraduate Students

Jefferson	10%
Madison	8%
Lee	7%
Shelby	6%
Montgomery	4%

Top Five Alabama Public - Feeder High Schools

# of 2011-12 H.S. Graduates Enrolled	1,664	
Auburn	Auburn City	99
Oak Mountain	Shelby County	97
Vestavia Hills	Vestavia Hills City	94
Bob Jones	Madison City	85
Virgil Grissom	Huntsville City	71

Summary of 2011-2012 Completions

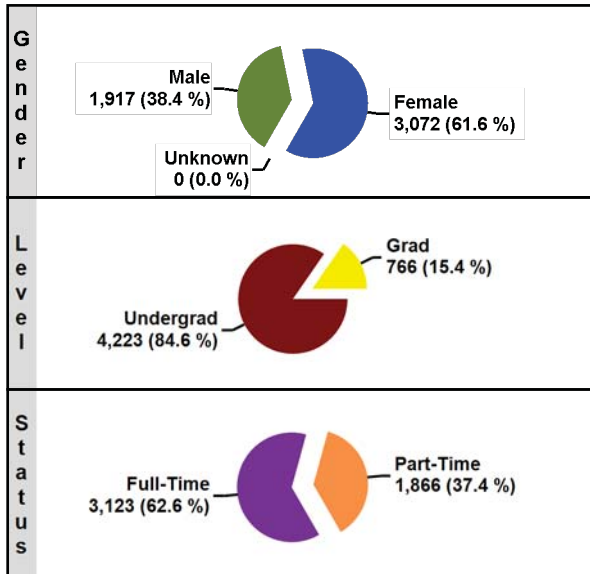
<1 Year	0
<2 Year	0
Associate	0
<4 Year	0
Baccalaureate	4,285
Post Baccalaureate	58
Master's	1,088
Post Master's	21
Doctoral	477

Retention of 1st Time Degree-Seeking Freshmen

# of Fall 2011 Cohort Students	4,202
Enrolled or Completed Same Inst. FA 2012	90%
Enrolled Other AL Public Inst. FA 2012	2%

Enrollment

Total Enrollment 4,989



Students Enrolled in Remedial Courses

Math Only	419
English Only	42
Math & English	38

Enrollment by Type of Tuition Paid

In-State	
Undergraduate	3,891
Graduate	715
Out-of-State	
Undergraduate	312
Graduate	48
Non-Resident Exempt, paying In-State	
Undergraduate	20
Graduate	3

Financial Aid

Received	3,228
Not Received	1,761

Migration within Alabama Public Institutions

Transfer In	135
Transfer Out	270



Fall 2012
Montgomery, AL

Auburn University at Montgomery



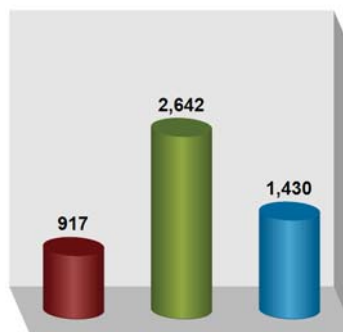
Institutional Student Profiles
Alabama Commission on Higher Education

www.ache.alabama.gov

Source: Alabama Statewide Student Database
Includes Credit Students Only

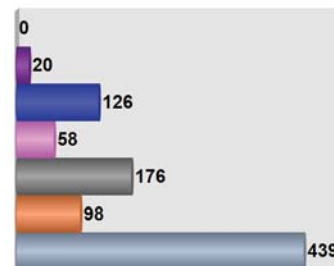
Race/Ethnicity

Race Summary



■ African Am / Non-Hispanic
■ White / Non-Hispanic
■ Other Races

Detail of Other Races



■ Native Hawaiian / Pacific Islander
■ Am Indian/Alaskan Native
■ Asian
■ Hispanic
■ NR Alien
■ Multiracial Designations
■ Unknown / Not Reported

Origins of All Students

Florida	36
Georgia	86
Mississippi	8
Tennessee	9
Other US States and Territories	140
Non-US	206
From Alabama	4,504

Top Five Alabama Counties - Undergraduate Students

Montgomery	35%
Elmore	15%
Autauga	12%
Lee	4%
Jefferson	2%

Top Five Alabama Public - Feeder High Schools

# of 2011-12 H.S. Graduates Enrolled	413	
Prattville	Autauga County	50
Brewbaker Technology	Montgomery County	28
Stanhope Elmore	Elmore County	25
Jefferson Davis	Montgomery County	20
Lee	Montgomery County	16

Summary of 2011-2012 Completions

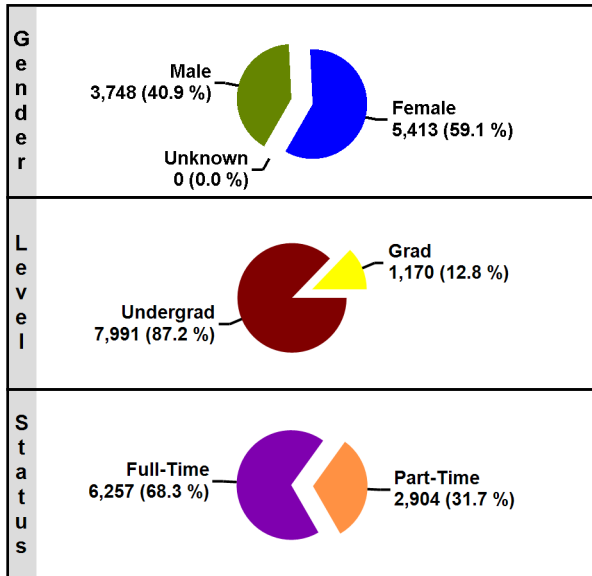
<1 Year	0
<2 Year	0
Associate	0
<4 Year	0
Baccalaureate	547
Post Baccalaureate	0
Master's	327
Post Master's	0
Doctoral	0

Retention of 1st Time Degree-Seeking Freshmen

# of Fall 2011 Cohort Students	576
Enrolled or Completed Same Inst. FA 2012	58%
Enrolled Other AL Public Inst. FA 2012	9%

Enrollment

Total Enrollment 9,161



Students Enrolled in Remedial Courses

Math Only	203
English Only	175
Math & English	91

Enrollment by Type of Tuition Paid

In-State	
Undergraduate	7,338
Graduate	1,012
Out-of-State	
Undergraduate	403
Graduate	100
Non-Resident Exempt, paying In-State	
Undergraduate	250
Graduate	58

Financial Aid

Received	7,064
Not Received	2,097

Migration within Alabama Public Institutions

Transfer In	338
Transfer Out	308



Fall 2012
Jacksonville, AL

Jacksonville State University

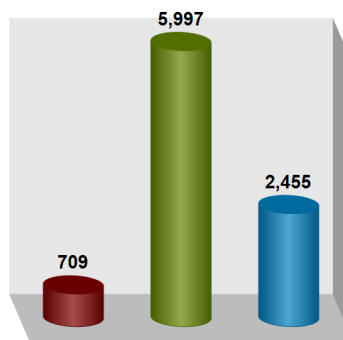


Institutional Student Profiles
Alabama Commission on Higher Education
www.ache.alabama.gov

Source: Alabama Statewide Student Database
Includes Credit Students Only

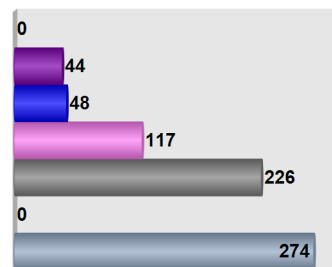
Race/Ethnicity

Race Summary



African Am / Non-Hispanic
White / Non-Hispanic
Other Races

Detail of Other Races



Native Hawaiian / Pacific Islander
Am Indian/Alaskan Native
Asian
Hispanic
NR Alien
Multiracial Designations
Unknown / Not Reported

Origins of All Students

Florida	26
Georgia	448
Mississippi	8
Tennessee	20
Other US States and Territories	109
Non-US	3
From Alabama	8,547

Top Five Alabama Counties - Undergraduate Students

UNKNOWN ALABAMA COUNTIES	69%
Calhoun	8%
Etowah	3%
Jefferson	3%
Talladega	1%

Top Five Alabama Public - Feeder High Schools

# of 2011-12 H.S. Graduates Enrolled	903	
Oxford	Oxford City	55
Jacksonville	Jacksonville City	27
Southside	Etowah County	26
Alexandria	Calhoun County	24
Gadsden City	Gadsden City	24

Summary of 2011-2012 Completions

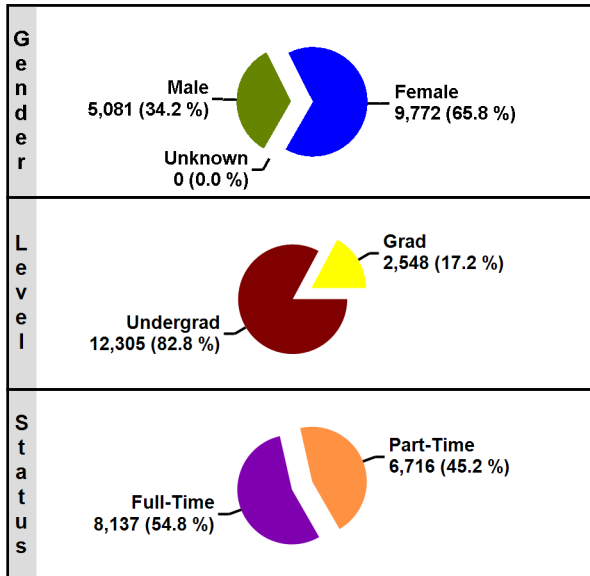
<1 Year	0
<2 Year	0
Associate	0
<4 Year	0
Baccalaureate	1,258
Post Baccalaureate	17
Master's	358
Post Master's	61
Doctoral	0

Retention of 1st Time Degree-Seeking Freshmen

# of Fall 2011 Cohort Students	1,796
Enrolled or Completed Same Inst. FA 2012	65%
Enrolled Other AL Public Inst. FA 2012	10%

Enrollment

Total Enrollment 14,853



Students Enrolled in Remedial Courses

Math Only	1,080
English Only	108
Math & English	143

Enrollment by Type of Tuition Paid

In-State	
Undergraduate	10,833
Graduate	2,031
Out-of-State	
Undergraduate	622
Graduate	158
Non-Resident Exempt, paying In-State	
Undergraduate	850
Graduate	359

Financial Aid

Received	12,731
Not Received	2,122

Migration within Alabama Public Institutions

Transfer In	742
Transfer Out	357



Fall 2012
Troy, AL

Troy University



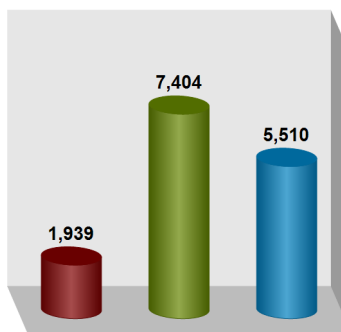
Institutional Student Profiles
Alabama Commission on Higher Education

www.ache.alabama.gov

Source: Alabama Statewide Student Database
Includes Credit Students Only

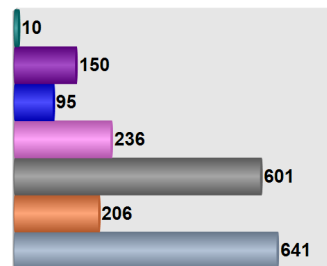
Race/Ethnicity

Race Summary



■ African Am / Non-Hispanic
■ White / Non-Hispanic
■ Other Races

Detail of Other Races



■ Native Hawaiian / Pacific Islander
■ Am Indian/Alaskan Native
■ Asian
■ Hispanic
■ NR Alien
■ Multiracial Designations
■ Unknown / Not Reported

Origins of All Students

Florida	607
Georgia	870
Mississippi	37
Tennessee	18
Other US States and Territories	305
Non-US	654
From Alabama	12,362

Top Five Alabama Counties - Undergraduate Students

Montgomery	18%
Houston	8%
Pike	6%
Elmore	5%
Lee	4%

Top Five Alabama Public - Feeder High Schools

# of 2011-12 H.S. Graduates Enrolled	800	
Charles Henderson	Troy City	32
Prattville	Autauga County	24
Enterprise	Enterprise City	23
Goshen	Pike County	19
Auburn	Auburn City	17

Summary of 2011-2012 Completions

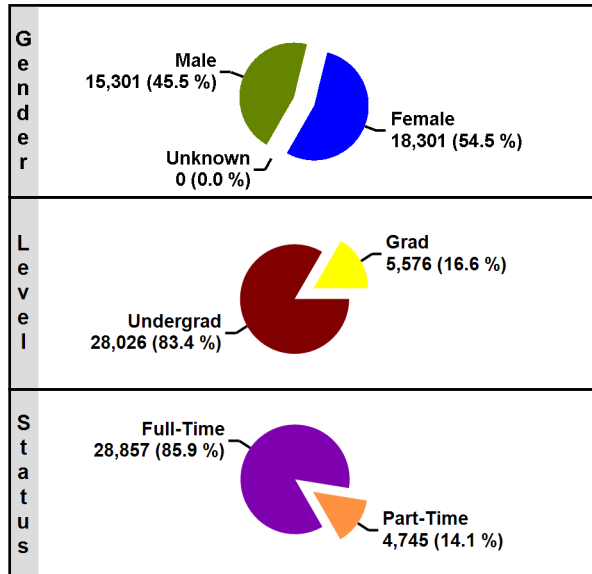
<1 Year	0
<2 Year	0
Associate	218
<4 Year	0
Baccalaureate	1,672
Post Baccalaureate	0
Master's	754
Post Master's	40
Doctoral	7

Retention of 1st Time Degree-Seeking Freshmen

# of Fall 2011 Cohort Students	1,962
Enrolled or Completed Same Inst. FA 2012	63%
Enrolled Other AL Public Inst. FA 2012	6%

Enrollment

Total Enrollment 33,602



Students Enrolled in Remedial Courses

Math Only	298
English Only	0
Math & English	0

Enrollment by Type of Tuition Paid

In-State	
Undergraduate	17,244
Graduate	3,203
Out-of-State	
Undergraduate	10,747
Graduate	2,354
Non-Resident Exempt, paying In-State	
Undergraduate	35
Graduate	19

Financial Aid

Received	21,480
Not Received	12,122

Migration within Alabama Public Institutions

Transfer In	1,364
Transfer Out	347



Fall 2012
Tuscaloosa, AL

University of Alabama

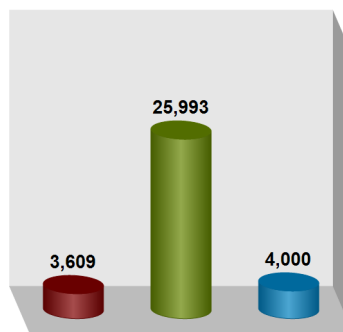


Institutional Student Profiles
Alabama Commission on Higher Education
www.ache.alabama.gov

Source: Alabama Statewide Student Database
Includes Credit Students Only

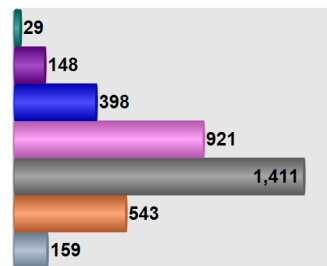
Race/Ethnicity

Race Summary



■ African Am / Non-Hispanic
■ White / Non-Hispanic
■ Other Races

Detail of Other Races



■ Native Hawaiian / Pacific Islander
■ Am Indian/Alaskan Native
■ Asian
■ Hispanic
■ NR Alien
■ Multiracial Designations
■ Unknown / Not Reported

Origins of All Students

Florida	1,429
Georgia	2,327
Mississippi	452
Tennessee	1,177
Other US States and Territories	7,433
Non-US	1,193
From Alabama	19,591

Top Five Alabama Counties - Undergraduate Students

Jefferson	13%
Tuscaloosa	9%
Madison	5%
Shelby	5%
Mobile	3%

Top Five Alabama Public - Feeder High Schools

# of 2011-12 H.S. Graduates Enrolled	2,125	
Hoover	Hoover City	125
Vestavia Hills	Vestavia Hills City	116
Mountain Brook	Mountain Brook City	99
Bob Jones	Madison City	82
Oak Mountain	Shelby County	82

Summary of 2011-2012 Completions

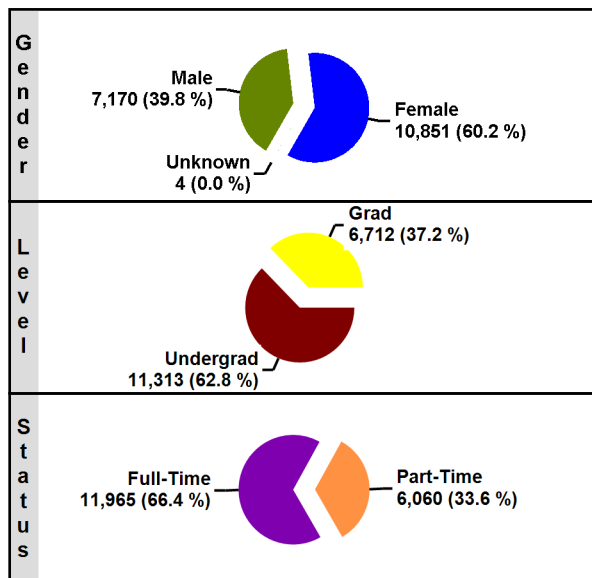
<1 Year	0
<2 Year	0
Associate	0
<4 Year	0
Baccalaureate	4,482
Post Baccalaureate	0
Master's	1,571
Post Master's	53
Doctoral	427

Retention of 1st Time Degree-Seeking Freshmen

# of Fall 2011 Cohort Students	5,727
Enrolled or Completed Same Inst. FA 2012	85%
Enrolled Other AL Public Inst. FA 2012	3%

Enrollment

Total Enrollment 18,025



Students Enrolled in Remedial Courses

Math Only	400
English Only	123
Math & English	91

Enrollment by Type of Tuition Paid

In-State	
Undergraduate	9,852
Graduate	4,142
Out-of-State	
Undergraduate	990
Graduate	1,171
Non-Resident Exempt, paying In-State	
Undergraduate	471
Graduate	1,399

Financial Aid

Received	10,891
Not Received	7,134

Migration within Alabama Public Institutions

Transfer In	1,041
Transfer Out	246



Fall 2012
Birmingham, AL

University of Alabama at Birmingham

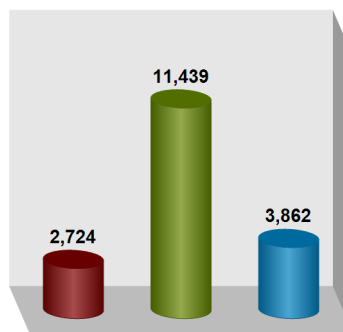


Institutional Student Profiles
Alabama Commission on Higher Education
www.ache.alabama.gov

Source: Alabama Statewide Student Database
Includes Credit Students Only

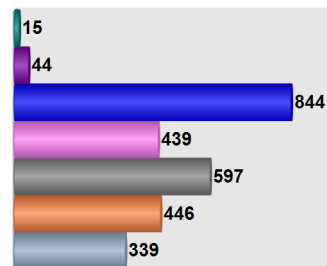
Race/Ethnicity

Race Summary



African Am / Non-Hispanic
White / Non-Hispanic
Other Races

Detail of Other Races



Native Hawaiian / Pacific Islander
Am Indian/Alaskan Native
Asian
Hispanic
NR Alien
Multiracial Designations
Unknown / Not Reported

Origins of All Students

Florida	250
Georgia	669
Mississippi	297
Tennessee	226
Other US States and Territories	1,207
Non-US	598
From Alabama	14,778

Top Five Alabama Counties - Undergraduate Students

Jefferson	42%
Shelby	12%
Madison	6%
St Clair	3%
Montgomery	3%

Top Five Alabama Public - Feeder High Schools

# of 2011-12 H.S. Graduates Enrolled	1,176	
Hoover	Hoover City	57
Pelham	Shelby County	48
Oak Mountain	Shelby County	42
Hewitt-Trussville	Trussville City	35
Thompson	Shelby County	34

Summary of 2011-2012 Completions

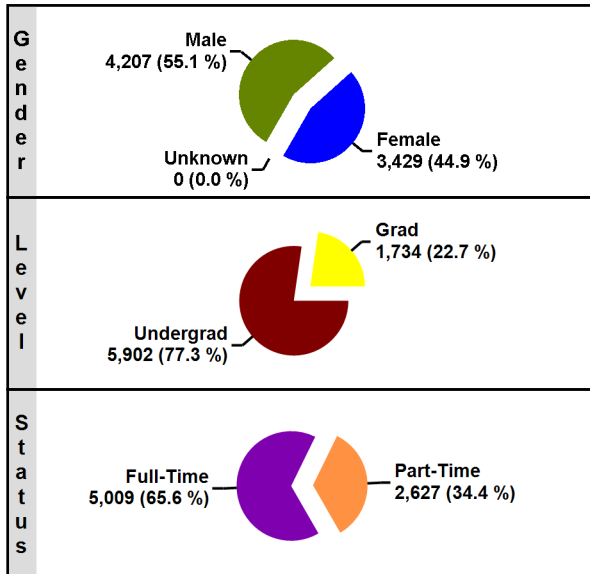
<1 Year	0
<2 Year	22
Associate	0
<4 Year	0
Baccalaureate	1,986
Post Baccalaureate	23
Master's	1,483
Post Master's	64
Doctoral	565

Retention of 1st Time Degree-Seeking Freshmen

# of Fall 2011 Cohort Students	1,606
Enrolled or Completed Same Inst. FA 2012	79%
Enrolled Other AL Public Inst. FA 2012	7%

Enrollment

Total Enrollment 7,636



Students Enrolled in Remedial Courses

Math Only	183
English Only	0
Math & English	0

Enrollment by Type of Tuition Paid

In-State	
Undergraduate	5,164
Graduate	1,361
Out-of-State	
Undergraduate	496
Graduate	123
Non-Resident Exempt, paying In-State	
Undergraduate	242
Graduate	250

Financial Aid

Received	4,337
Not Received	3,299

Migration within Alabama Public Institutions

Transfer In	488
Transfer Out	165



Fall 2012
Huntsville, AL

University of Alabama in Huntsville

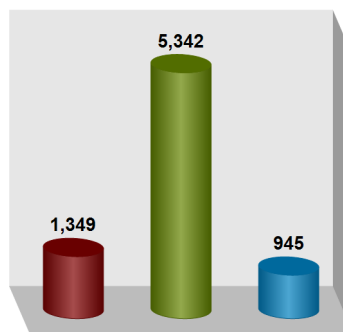


Institutional Student Profiles
Alabama Commission on Higher Education
www.ache.alabama.gov

Source: Alabama Statewide Student Database
Includes Credit Students Only

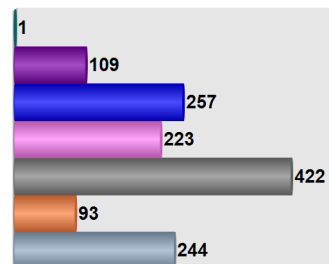
Race/Ethnicity

Race Summary



African Am / Non-Hispanic
White / Non-Hispanic
Other Races

Detail of Other Races



Native Hawaiian / Pacific Islander
Am Indian/Alaskan Native
Asian
Hispanic
NR Alien
Multiracial Designations
Unknown / Not Reported

Origins of All Students

Florida	31
Georgia	52
Mississippi	11
Tennessee	423
Other US States and Territories	382
Non-US	422
From Alabama	6,315

Top Five Alabama Counties - Undergraduate Students

Madison	51%
Morgan	6%
Limestone	5%
Marshall	3%
Jefferson	3%

Top Five Alabama Public - Feeder High Schools

# of 2011-12 H.S. Graduates Enrolled	Count
Bob Jones	50
Sparkman	48
Virgil Grissom	27
Buckhorn	20
Hazel Green	19

Summary of 2011-2012 Completions

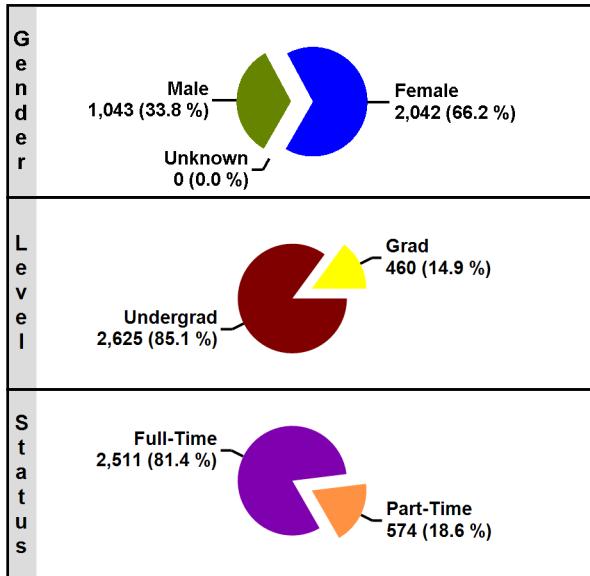
<1 Year	0
<2 Year	0
Associate	0
<4 Year	0
Baccalaureate	1,084
Post Baccalaureate	15
Master's	364
Post Master's	7
Doctoral	45

Retention of 1st Time Degree-Seeking Freshmen

# of Fall 2011 Cohort Students	677
Enrolled or Completed Same Inst. FA 2012	76%
Enrolled Other AL Public Inst. FA 2012	9%

Enrollment

Total Enrollment 3,085



Students Enrolled in Remedial Courses

Math Only	0
English Only	0
Math & English	0

Enrollment by Type of Tuition Paid

In-State	
Undergraduate	2,464
Graduate	440
Out-of-State	
Undergraduate	161
Graduate	20
Non-Resident Exempt, paying In-State	
Undergraduate	0
Graduate	0

Financial Aid

Received	2,331
Not Received	754

Migration within Alabama Public Institutions

Transfer In	176
Transfer Out	103



Fall 2012
Montevallo, AL

University of Montevallo



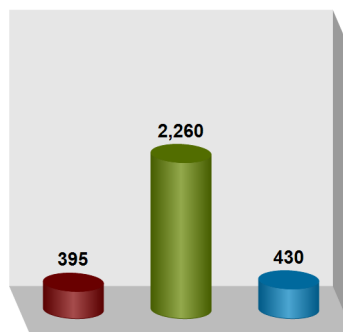
Institutional Student Profiles
Alabama Commission on Higher Education

www.ache.alabama.gov

Source: Alabama Statewide Student Database
Includes Credit Students Only

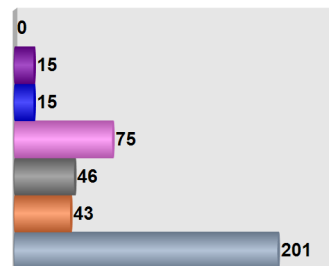
Race/Ethnicity

Race Summary



■ African Am / Non-Hispanic
■ White / Non-Hispanic
■ Other Races

Detail of Other Races



■ Native Hawaiian / Pacific Islander
■ Am Indian/Alaskan Native
■ Asian
■ Hispanic
■ NR Alien
■ Multiracial Designations
■ Unknown / Not Reported

Origins of All Students

Florida	30
Georgia	28
Mississippi	5
Tennessee	14
Other US States and Territories	65
Non-US	46
From Alabama	2,897

Top Five Alabama Counties - Undergraduate Students

Shelby	34%
Jefferson	22%
Chilton	5%
Madison	5%
Bibb	2%

Top Five Alabama Public - Feeder High Schools

# of 2011-12 H.S. Graduates Enrolled	394	
Thompson	Shelby County	29
Hoover	Hoover City	23
Pelham	Shelby County	16
Vestavia Hills	Vestavia Hills City	14
Virgil Grissom	Huntsville City	13

Summary of 2011-2012 Completions

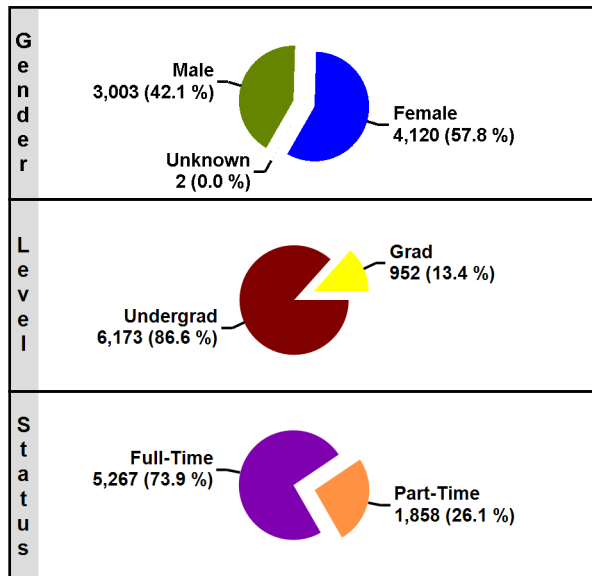
<1 Year	0
<2 Year	0
Associate	0
<4 Year	0
Baccalaureate	397
Post Baccalaureate	0
Master's	176
Post Master's	53
Doctoral	0

Retention of 1st Time Degree-Seeking Freshmen

# of Fall 2011 Cohort Students	518
Enrolled or Completed Same Inst. FA 2012	76%
Enrolled Other AL Public Inst. FA 2012	8%

Enrollment

Total Enrollment 7,125



Students Enrolled in Remedial Courses

Math Only	78
English Only	82
Math & English	27

Enrollment by Type of Tuition Paid

In-State	
Undergraduate	5,008
Graduate	620
Out-of-State	
Undergraduate	506
Graduate	213
Non-Resident Exempt, paying In-State	
Undergraduate	659
Graduate	119

Financial Aid

Received	4,569
Not Received	2,556

Migration within Alabama Public Institutions

Transfer In	310
Transfer Out	272



Fall 2012
Florence, AL

University of North Alabama

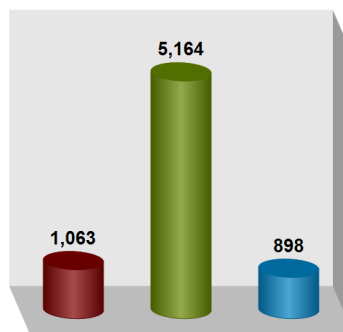


Institutional Student Profiles
Alabama Commission on Higher Education
www.ache.alabama.gov

Source: Alabama Statewide Student Database
Includes Credit Students Only

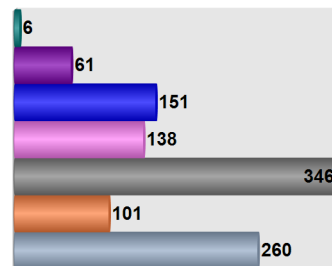
Race/Ethnicity

Race Summary



■ African Am / Non-Hispanic
■ White / Non-Hispanic
■ Other Races

Detail of Other Races



■ Native Hawaiian / Pacific Islander
■ Am Indian/Alaskan Native
■ Asian
■ Hispanic
■ NR Alien
■ Multiracial Designations
■ Unknown / Not Reported

Origins of All Students

Florida	45
Georgia	48
Mississippi	243
Tennessee	463
Other US States and Territories	230
Non-US	501
From Alabama	5,595

Top Five Alabama Counties - Undergraduate Students

Lauderdale	25%
Colbert	12%
Madison	11%
Morgan	5%
Limestone	4%

Top Five Alabama Public - Feeder High Schools

# of 2011-12 H.S. Graduates Enrolled	785	
Florence	Florence City	67
Sparkman	Madison County	42
Muscle Shoals	Muscle Shoals City	41
Central	Lauderdale County	27
Bob Jones	Madison City	26

Summary of 2011-2012 Completions

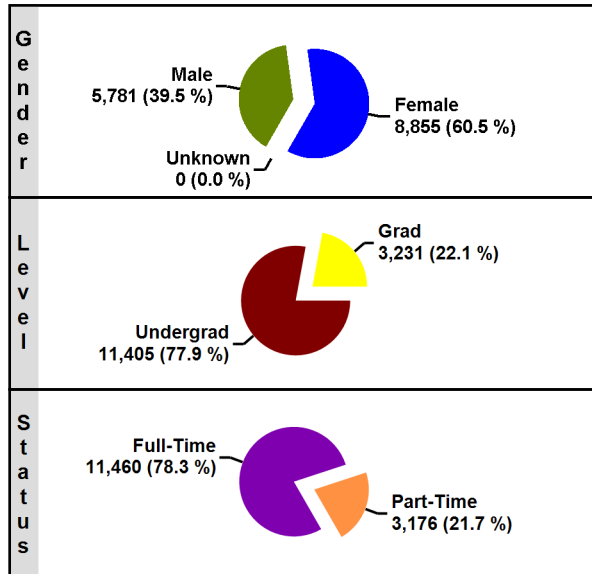
<1 Year	0
<2 Year	0
Associate	0
<4 Year	0
Baccalaureate	941
Post Baccalaureate	0
Master's	358
Post Master's	15
Doctoral	0

Retention of 1st Time Degree-Seeking Freshmen

# of Fall 2011 Cohort Students	922
Enrolled or Completed Same Inst. FA 2012	68%
Enrolled Other AL Public Inst. FA 2012	10%

Enrollment

Total Enrollment 14,636



Students Enrolled in Remedial Courses

Math Only	376
English Only	15
Math & English	16

Enrollment by Type of Tuition Paid

In-State	
Undergraduate	9,149
Graduate	1,556
Out-of-State	
Undergraduate	821
Graduate	1,414
Non-Resident Exempt, paying In-State	
Undergraduate	1,435
Graduate	261

Financial Aid

Received	9,874
Not Received	4,762

Migration within Alabama Public Institutions

Transfer In	510
Transfer Out	303



Fall 2012
Mobile, AL

University of South Alabama

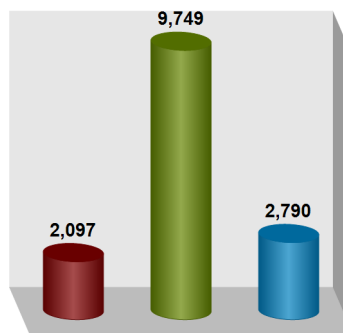


Institutional Student Profiles
Alabama Commission on Higher Education
www.ache.alabama.gov

Source: Alabama Statewide Student Database
Includes Credit Students Only

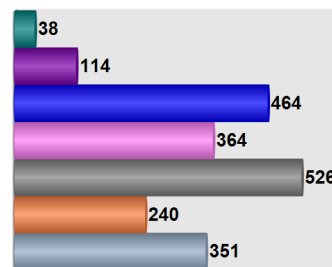
Race/Ethnicity

Race Summary



■ African Am / Non-Hispanic
■ White / Non-Hispanic
■ Other Races

Detail of Other Races



■ Native Hawaiian / Pacific Islander
■ Am Indian/Alaskan Native
■ Asian
■ Hispanic
■ NR Alien
■ Multiracial Designations
■ Unknown / Not Reported

Origins of All Students

Florida	848
Georgia	217
Mississippi	1,359
Tennessee	79
Other US States and Territories	1,435
Non-US	510
From Alabama	10,188

Top Five Alabama Counties - Undergraduate Students

Mobile	48%
Baldwin	11%
Jefferson	3%
Montgomery	2%
Shelby	1%

Top Five Alabama Public - Feeder High Schools

# of 2011-12 H.S. Graduates Enrolled	1,129	
Baker	Mobile County	138
Murphy	Mobile County	71
WP Davidson	Mobile County	62
Mary G Montgomery	Mobile County	54
Theodore	Mobile County	52

Summary of 2011-2012 Completions

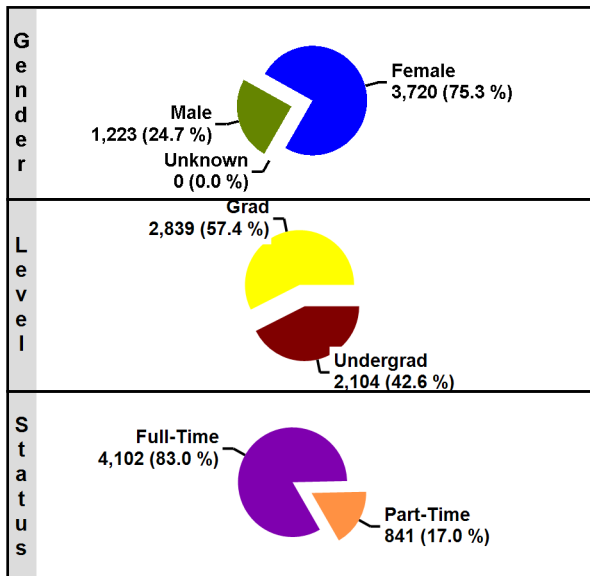
<1 Year	104
<2 Year	55
Associate	0
<4 Year	31
Baccalaureate	1,669
Post Baccalaureate	2
Master's	718
Post Master's	56
Doctoral	158

Retention of 1st Time Degree-Seeking Freshmen

# of Fall 2011 Cohort Students	1,944
Enrolled or Completed Same Inst. FA 2012	65%
Enrolled Other AL Public Inst. FA 2012	9%

Enrollment

Total Enrollment 4,943



Students Enrolled in Remedial Courses

Math Only	98
English Only	87
Math & English	22

Enrollment by Type of Tuition Paid

In-State	
Undergraduate	1,547
Graduate	1,731
Out-of-State	
Undergraduate	324
Graduate	589
Non-Resident Exempt, paying In-State	
Undergraduate	233
Graduate	519

Financial Aid

Received	4,323
Not Received	620

Migration within Alabama Public Institutions

Transfer In	141
Transfer Out	87



Fall 2012
Livingston, AL

University of West Alabama



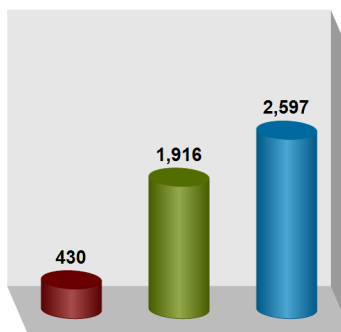
Institutional Student Profiles
Alabama Commission on Higher Education

www.ache.alabama.gov

Source: Alabama Statewide Student Database
Includes Credit Students Only

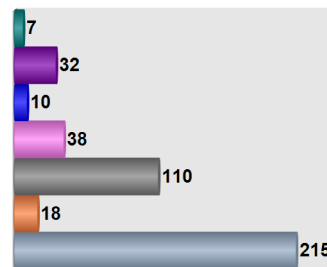
Race/Ethnicity

Race Summary



■ African Am / Non-Hispanic
■ White / Non-Hispanic
■ Other Races

Detail of Other Races



■ Native Hawaiian / Pacific Islander
■ Am Indian/Alaskan Native
■ Asian
■ Hispanic
■ NR Alien
■ Multiracial Designations
■ Unknown / Not Reported

Origins of All Students

Florida	55
Georgia	212
Mississippi	915
Tennessee	50
Other US States and Territories	307
Non-US	126
From Alabama	3,278

Top Five Alabama Counties - Undergraduate Students

Marengo	10%
Sumter	10%
Tuscaloosa	8%
Choctaw	5%
Jefferson	4%

Top Five Alabama Public - Feeder High Schools

# of 2011-12 H.S. Graduates Enrolled	279	
Demopolis	Demopolis City	27
Jackson	Clarke County	10
Ramsay	Birmingham City	8
Sumter Central	Sumter County	8
Choctaw County	Choctaw County	7

Summary of 2011-2012 Completions

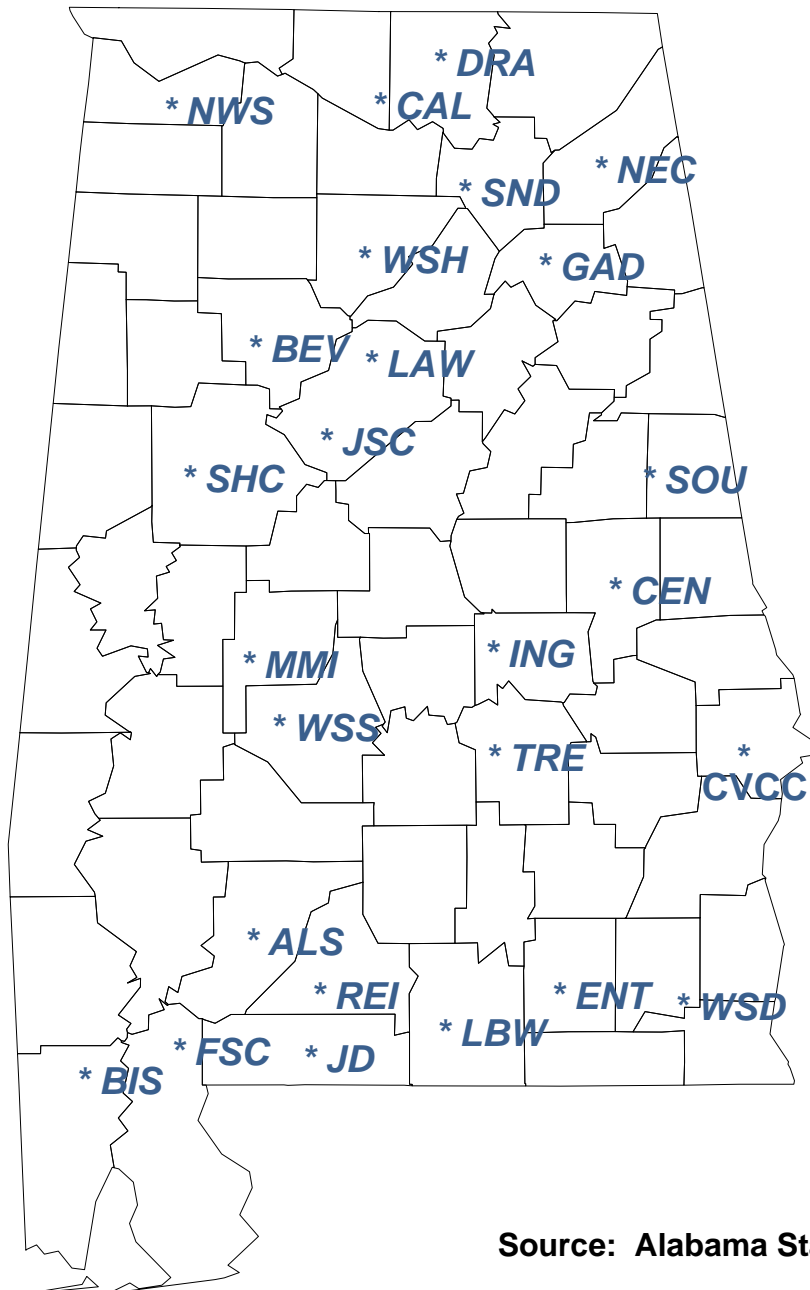
<1 Year	0
<2 Year	0
Associate	53
<4 Year	0
Baccalaureate	194
Post Baccalaureate	0
Master's	738
Post Master's	152
Doctoral	0

Retention of 1st Time Degree-Seeking Freshmen

# of Fall 2011 Cohort Students	352
Enrolled or Completed Same Inst. FA 2012	56%
Enrolled Other AL Public Inst. FA 2012	15%

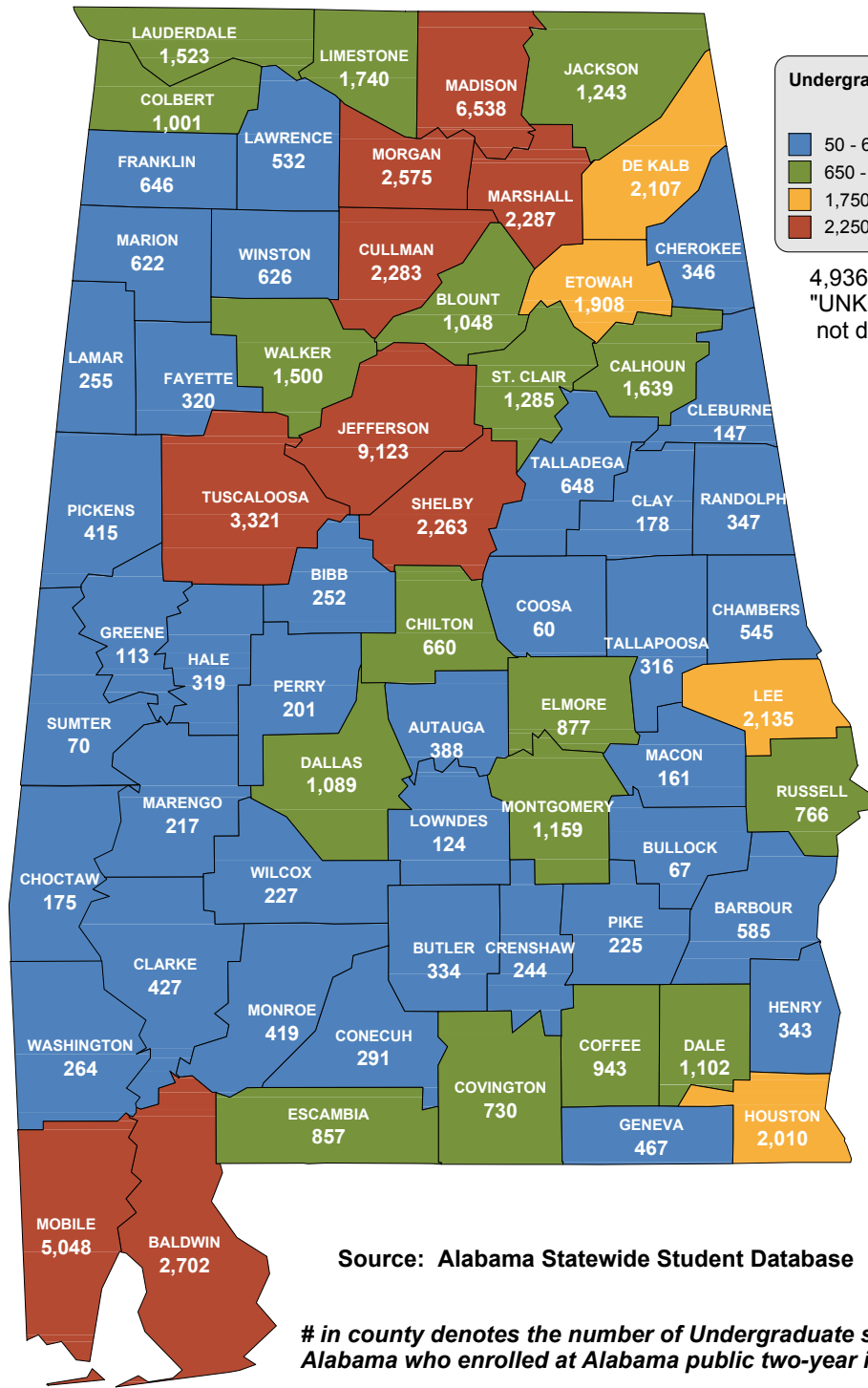
ALABAMA COMMISSION ON HIGHER EDUCATION INSTITUTIONAL STUDENT PROFILES FALL 2012

ALL PUBLIC 2-YEAR INSTITUTIONS



- Alabama Southern Community College (ALS)
- Bevill State Community College (BEV)
- Bishop State Community College (BIS)
- Calhoun Community College (CAL)
- Central Alabama Community College (CEN)
- Chattahoochee Valley Community College (CVCC)
- Drake State Technical College (DRA)
- Enterprise State Community College (ENT)
- Faulkner State Community College (FSC)
- Gadsden State Community College (GAD)
- Ingram State Technical College (ING)
- Jefferson Davis Community College (JD)
- Jefferson State Community College (JSC)
- Lawson State Community College (LAW)
- Lurleen B. Wallace Community College (LBW)
- Marion Military Institute (MMI)
- Northeast Alabama Community College (NEC)
- Northwest-Shoals Community College (NWS)
- Reid State Technical College (REI)
- Shelton State Community College (SHC)
- Snead State Community College (SND)
- Southern Union State Community College (SOU)
- Trenholm State Technical College (TRE)
- Wallace Community College Dothan (WSD)
- Wallace State Community College Hanceville (WSH)
- Wallace State Community College Selma (WSS)

Source: Alabama Statewide Student Database



Undergraduate Students by County Fall 2012

- 50 - 650
- 650 - 1,750
- 1,750 - 2,250
- 2,250 - 12,000

4,936 students with an "UNKNOWN" county are not depicted on this map.

ALL ALABAMA PUBLIC 2-YEAR INSTITUTIONS UNDERGRADUATE ENROLLMENT ONLY

UNDERGRADUATE STUDENTS


Total: 86,871
From Alabama: 80,314

Source: Alabama Statewide Student Database

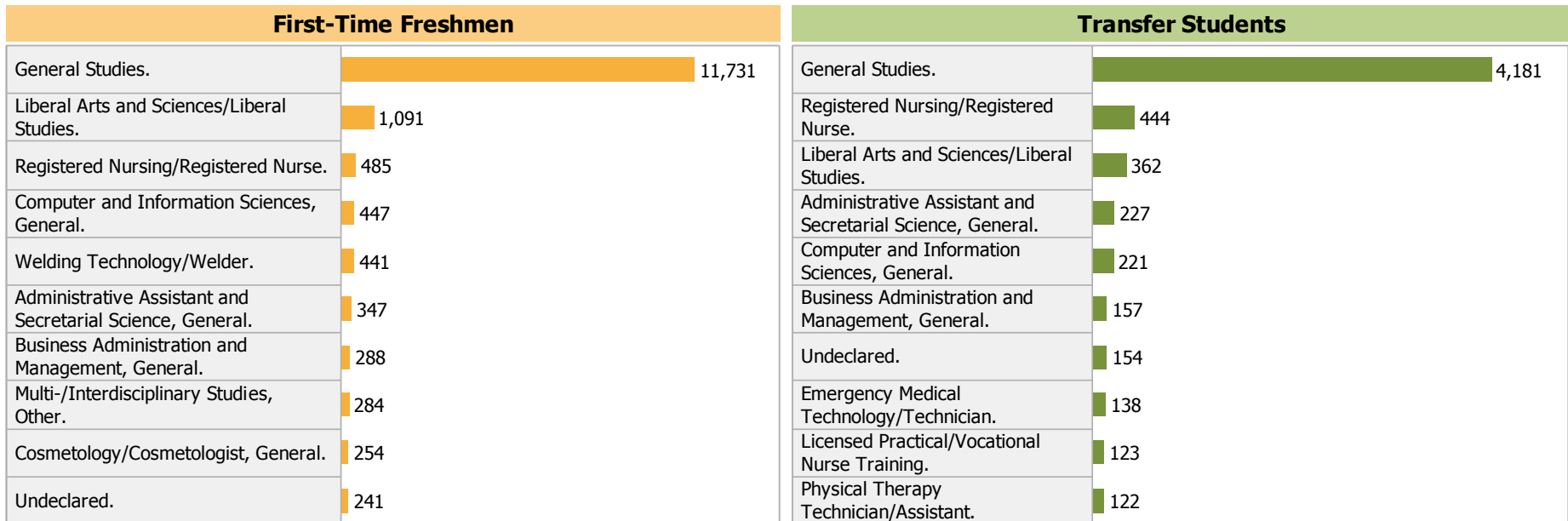
in county denotes the number of Undergraduate students from Alabama who enrolled at Alabama public two-year institutions FA 2012.



ACHE Summary of Top 10 Majors of Students Enrolled Fall 2012 at 2YR Public Institutions (Total Number of Students at Alabama Public 2YR Institutions was 86,871)



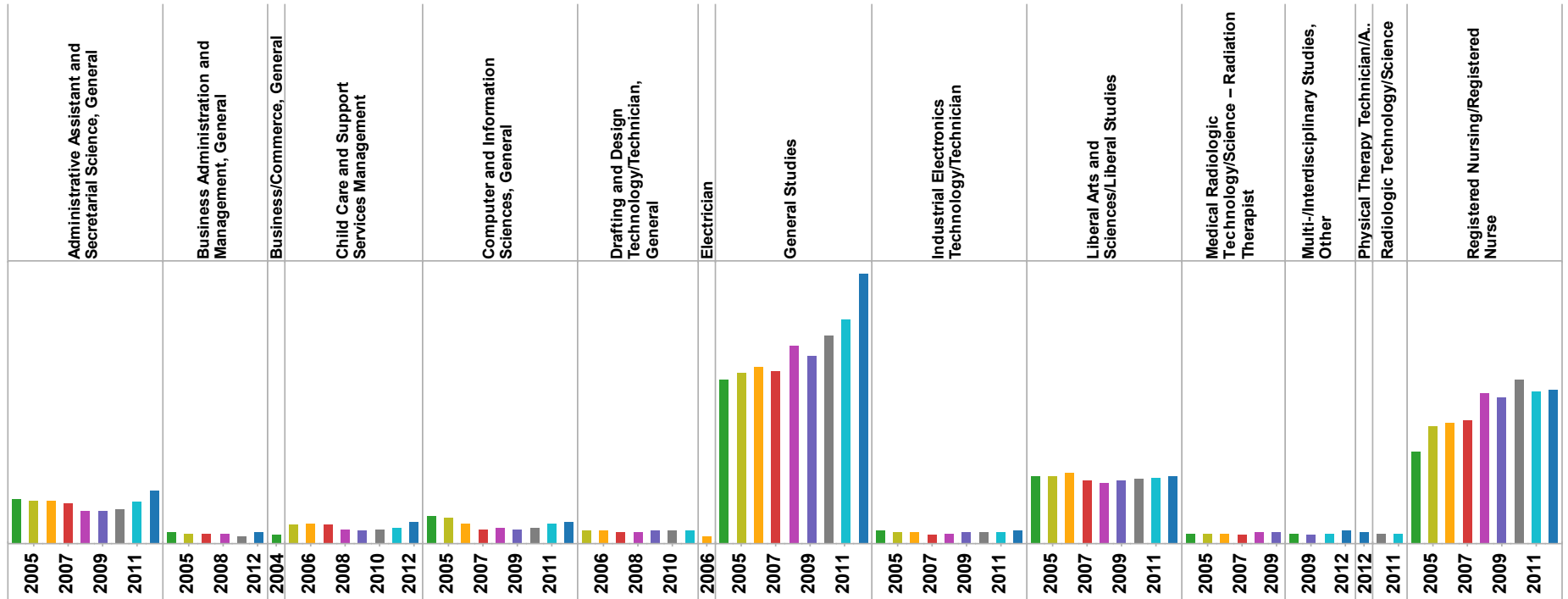
Number of undergraduate students enrolled at Alabama public 2YR institutions was 86,871.



Number of first-time freshmen enrolled at Alabama public 2YR institutions was 19,539.

Number of transfer students enrolled at Alabama public 2YR institutions was 7,771.

ALABAMA COMMISSION ON HIGHER EDUCATION
Top Areas of Associate Degrees Conferred 2004 through 2012
Alabama Public Institutions



Top Areas of Associate Degrees Conferred

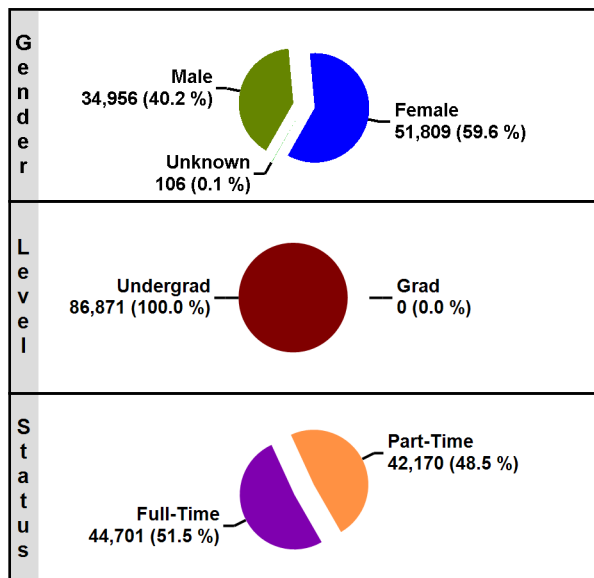
Major	2004	2005	2006	2007	2008	2009	2010	2011	2012
Administrative Assistant and Secretarial Science, General	546	521	523	497	408	394	416	515	642
Business Administration and Management, General	140	125		114	117		91		137
Business/Commerce, General	106								
Child Care and Support Services Management		225	249	224	172	154	173	196	256
Computer and Information Sciences, General	332	321	246	177	197	168	196	249	255
Drafting and Design Technology/Technician, General		159	149	147	139	153	164	159	
Electrician			95						
General Studies	1,993	2,083	2,142	2,099	2,413	2,293	2,542	2,732	3,280
Industrial Electronics Technology/Technician	153	144	139	111	118	132	138	146	161
Liberal Arts and Sciences/Liberal Studies	824	830	854	764	731	768	787	800	815
Medical Radiologic Technology/Science – Radiation Therapist	123	119	125	100	143	144			
Multi-/Interdisciplinary Studies, Other	115					112		123	165
Physical Therapy Technician/Assistant									148
Radiologic Technology/Science							117	125	
Registered Nursing/Registered Nurse	1,125	1,429	1,460	1,510	1,840	1,780	1,985	1,857	1,867

Notes: (1.) A blank space indicates item was not in Top 10 for the specified year. (2.) Includes only Associate levels of completions. (3.) There was a fluctuation of Top 10 Areas of Associate Degrees Conferred over the 9-year time span with a total of 15 areas identified; all areas were not in Top 10 each year.

Source: Alabama Statewide Student Database.

Enrollment

Total Enrollment 86,871



Students Enrolled in Remedial Courses

Math Only	9,557
English Only	2,705
Math & English	4,960

Enrollment by Type of Tuition Paid

In-State	
Undergraduate	83,385
Graduate	0
Out-of-State	
Undergraduate	1,692
Graduate	0
Non-Resident Exempt, paying In-State	
Undergraduate	1,794
Graduate	0

Financial Aid

Received	60,099
Not Received	26,772

Migration within Alabama Public Institutions

Transfer In	3,971
Transfer Out	7,781



Fall 2012
ALABAMA

Two-Year Public Institutions



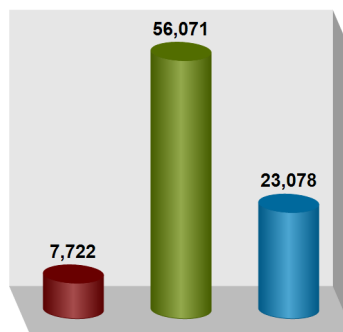
Institutional Student Profiles
Alabama Commission on Higher Education

www.ache.alabama.gov

Source: Alabama Statewide Student Database
Includes Credit Students Only

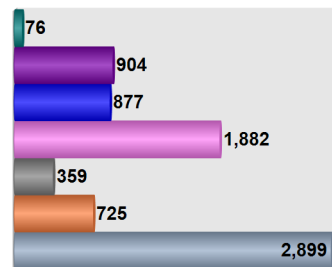
Race/Ethnicity

Race Summary



■ African Am / Non-Hispanic
■ White / Non-Hispanic
■ Other Races

Detail of Other Races



■ Native Hawaiian / Pacific Islander
■ Am Indian/Alaskan Native
■ Asian
■ Hispanic
■ NR Alien
■ Multiracial Designations
■ Unknown / Not Reported

Origins of All Students

Florida	599
Georgia	1,227
Mississippi	277
Tennessee	373
Other US States and Territories	3,740
Non-US	341
From Alabama	80,314

Top Five Alabama Counties - Undergraduate Students

Jefferson	11%
Madison	8%
Mobile	6%
UNKNOWN ALABAMA COUNTIES	6%
Tuscaloosa	4%

Top Five Alabama Public - Feeder High Schools

# of 2011-12 H.S. Graduates Enrolled	11,627	
Bob Jones	Madison City	141
Sparkman	Madison County	132
Enterprise	Enterprise City	125
Smiths Station	Lee County	114
Albertville	Albertville City	107

Summary of 2011-2012 Completions

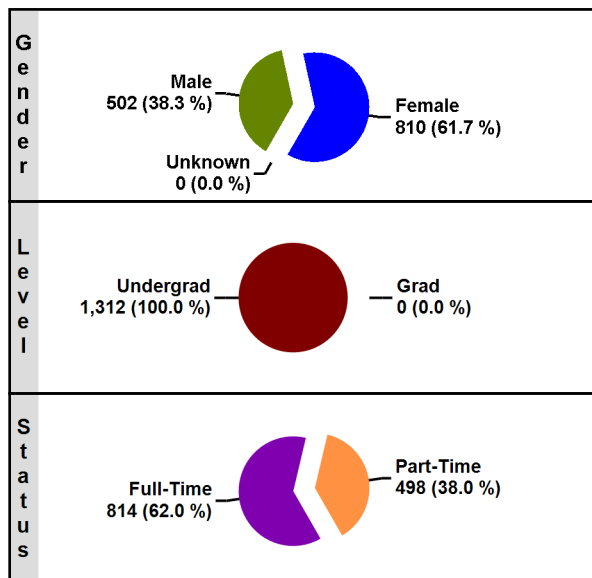
<1 Year	3,070
<2 Year	2,759
Associate	9,726
<4 Year	0
Baccalaureate	0
Post Baccalaureate	0
Master's	0
Post Master's	0
Doctoral	0

Retention of 1st Time Degree-Seeking Freshmen

# of Fall 2011 Cohort Students	21,005
Enrolled or Completed Same Inst. FA 2012	48%
Enrolled Other AL Public Inst. FA 2012	5%

Enrollment

Total Enrollment 1,312



Students Enrolled in Remedial Courses

Math Only	117
English Only	72
Math & English	92

Enrollment by Type of Tuition Paid

In-State	
Undergraduate	1,284
Graduate	0
Out-of-State	
Undergraduate	22
Graduate	0
Non-Resident Exempt, paying In-State	
Undergraduate	6
Graduate	0

Financial Aid

Received	1,070
Not Received	242

Migration within Alabama Public Institutions

Transfer In	55
Transfer Out	159



Fall 2012
Monroeville, AL

Alabama Southern Community College



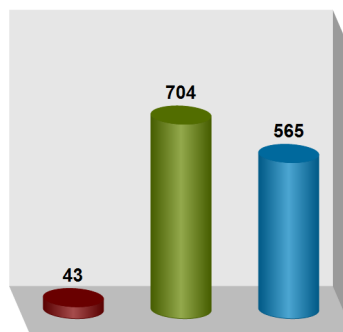
Institutional Student Profiles
Alabama Commission on Higher Education

www.ache.alabama.gov

Source: Alabama Statewide Student Database
Includes Credit Students Only

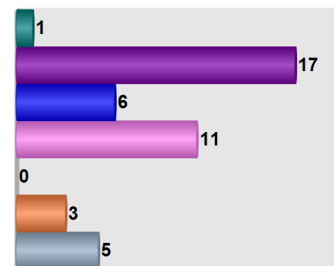
Race/Ethnicity

Race Summary



■ African Am / Non-Hispanic
■ White / Non-Hispanic
■ Other Races

Detail of Other Races



■ Native Hawaiian / Pacific Islander
■ Am Indian/Alaskan Native
■ Asian
■ Hispanic
■ NR Alien
■ Multiracial Designations
■ Unknown / Not Reported

Origins of All Students

Florida	12
Georgia	10
Mississippi	4
Tennessee	0
Other US States and Territories	158
Non-US	0
From Alabama	1,128

Top Five Alabama Counties - Undergraduate Students

Clarke	25%
Monroe	19%
Choctaw	10%
Washington	9%
Wilcox	7%

Top Five Alabama Public - Feeder High Schools

# of 2011-12 H.S. Graduates Enrolled	282	
Thomasville	Thomasville City	33
Monroe County	Monroe County	31
Excel	Monroe County	29
Jackson	Clarke County	20
Sweet Water	Marengo County	19

Summary of 2011-2012 Completions

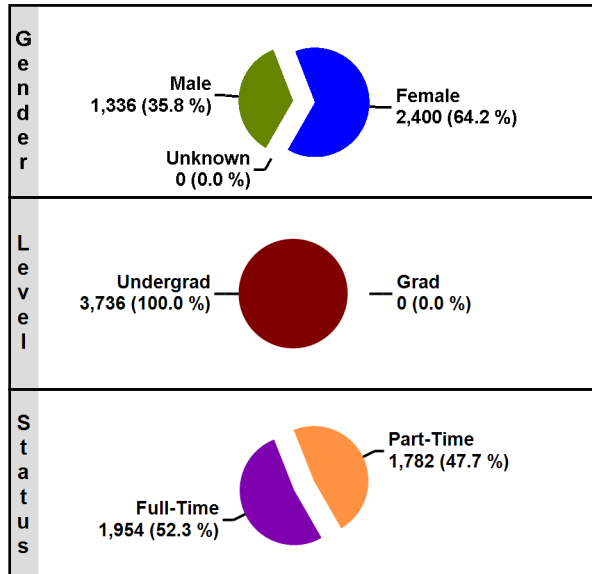
<1 Year	55
<2 Year	70
Associate	169
<4 Year	0
Baccalaureate	0
Post Baccalaureate	0
Master's	0
Post Master's	0
Doctoral	0

Retention of 1st Time Degree-Seeking Freshmen

# of Fall 2011 Cohort Students	473
Enrolled or Completed Same Inst. FA 2012	47%
Enrolled Other AL Public Inst. FA 2012	8%

Enrollment

Total Enrollment 3,736



Students Enrolled in Remedial Courses

Math Only	491
English Only	100
Math & English	260

Enrollment by Type of Tuition Paid

In-State	
Undergraduate	3,621
Graduate	0
Out-of-State	
Undergraduate	13
Graduate	0
Non-Resident Exempt, paying In-State	
Undergraduate	102
Graduate	0

Financial Aid

Received	2,802
Not Received	934

Migration within Alabama Public Institutions

Transfer In	146
Transfer Out	226



Fall 2012
Sumiton, AL

Bevill State Community College



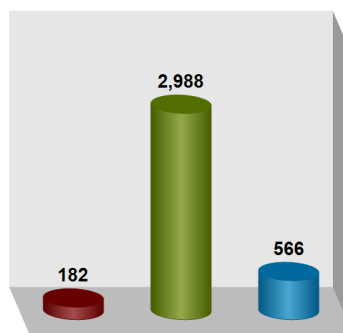
Institutional Student Profiles
Alabama Commission on Higher Education

www.ache.alabama.gov

Source: Alabama Statewide Student Database
Includes Credit Students Only

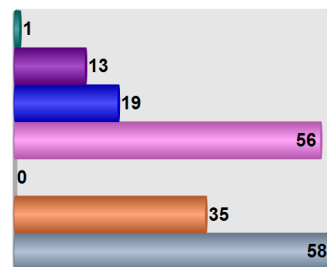
Race/Ethnicity

Race Summary



■ African Am / Non-Hispanic
■ White / Non-Hispanic
■ Other Races

Detail of Other Races



■ Native Hawaiian / Pacific Islander
■ Am Indian/Alaskan Native
■ Asian
■ Hispanic
■ NR Alien
■ Multiracial Designations
■ Unknown / Not Reported

Origins of All Students

Florida	0
Georgia	4
Mississippi	104
Tennessee	1
Other US States and Territories	78
Non-US	2
From Alabama	3,547

Top Five Alabama Counties - Undergraduate Students

Walker	35%
Marion	13%
Jefferson	11%
Fayette	7%
Pickens	7%

Top Five Alabama Public - Feeder High Schools

# of 2011-12 H.S. Graduates Enrolled	635	
Walker	Jasper City	57
Curry	Walker County	53
Hamilton	Marion County	43
Dora	Walker County	39
Carbon Hill	Walker County	31

Summary of 2011-2012 Completions

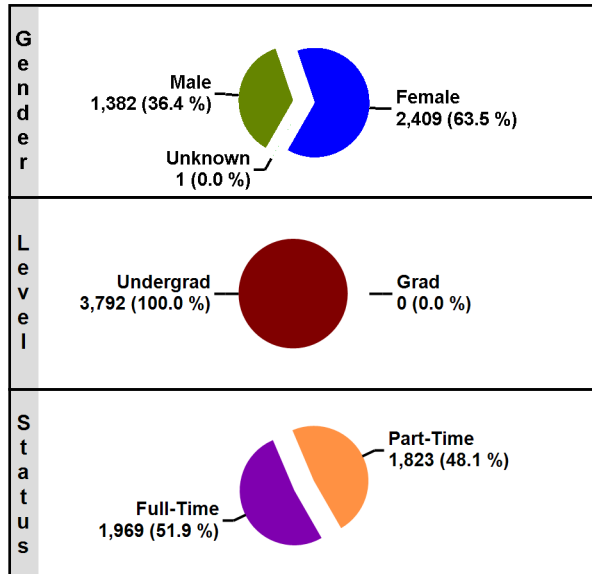
<1 Year	213
<2 Year	129
Associate	424
<4 Year	0
Baccalaureate	0
Post Baccalaureate	0
Master's	0
Post Master's	0
Doctoral	0

Retention of 1st Time Degree-Seeking Freshmen

# of Fall 2011 Cohort Students	993
Enrolled or Completed Same Inst. FA 2012	51%
Enrolled Other AL Public Inst. FA 2012	4%

Enrollment

Total Enrollment 3,792



Students Enrolled in Remedial Courses

Math Only	482
English Only	160
Math & English	346

Enrollment by Type of Tuition Paid

In-State	
Undergraduate	3,625
Graduate	0
Out-of-State	
Undergraduate	110
Graduate	0
Non-Resident Exempt, paying In-State	
Undergraduate	57
Graduate	0

Financial Aid

Received	3,049
Not Received	743

Migration within Alabama Public Institutions

Transfer In	221
Transfer Out	283



Fall 2012
Mobile, AL

Bishop State Community College



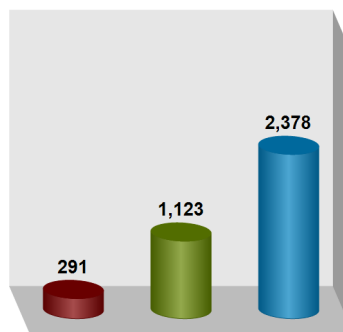
Institutional Student Profiles
Alabama Commission on Higher Education

www.ache.alabama.gov

Source: Alabama Statewide Student Database
Includes Credit Students Only

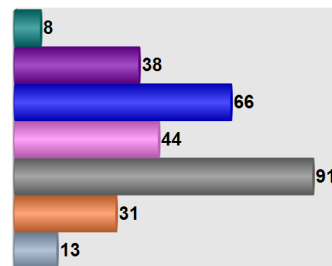
Race/Ethnicity

Race Summary



■ African Am / Non-Hispanic
■ White / Non-Hispanic
■ Other Races

Detail of Other Races



■ Native Hawaiian / Pacific Islander
■ Am Indian/Alaskan Native
■ Asian
■ Hispanic
■ Multiracial Designations
■ Unknown / Not Reported

Origins of All Students

Florida	15
Georgia	1
Mississippi	60
Tennessee	0
Other US States and Territories	31
Non-US	74
From Alabama	3,611

Top Five Alabama Counties - Undergraduate Students

Mobile	88%
Baldwin	3%
Washington	2%
UNKNOWN ALABAMA COUNTIES	1%
Clarke	0%

Top Five Alabama Public - Feeder High Schools

# of 2011-12 H.S. Graduates Enrolled	393	
Murphy	Mobile County	59
Lillie B Williamson	Mobile County	48
WP Davidson	Mobile County	40
CF Vigor	Mobile County	36
Mattie T Blount	Mobile County	36

Summary of 2011-2012 Completions

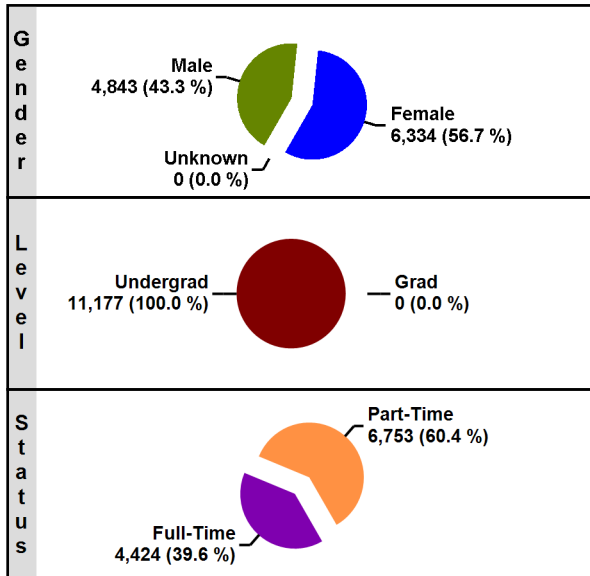
<1 Year	103
<2 Year	88
Associate	307
<4 Year	0
Baccalaureate	0
Post Baccalaureate	0
Master's	0
Post Master's	0
Doctoral	0

Retention of 1st Time Degree-Seeking Freshmen

# of Fall 2011 Cohort Students	933
Enrolled or Completed Same Inst. FA 2012	35%
Enrolled Other AL Public Inst. FA 2012	3%

Enrollment

Total Enrollment 11,177



Students Enrolled in Remedial Courses

Math Only	696
English Only	490
Math & English	587

Enrollment by Type of Tuition Paid

In-State	
Undergraduate	10,963
Graduate	0
Out-of-State	
Undergraduate	212
Graduate	0
Non-Resident Exempt, paying In-State	
Undergraduate	2
Graduate	0

Financial Aid

Received	5,793
Not Received	5,384

Migration within Alabama Public Institutions

Transfer In	300
Transfer Out	1,092



Fall 2012
Decatur, AL

Calhoun Community College

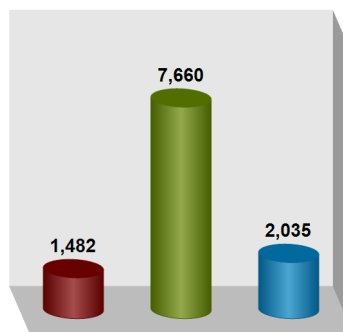


Institutional Student Profiles
Alabama Commission on Higher Education
www.ache.alabama.gov

Source: Alabama Statewide Student Database
Includes Credit Students Only

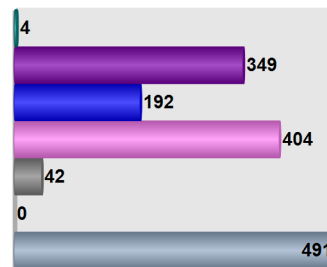
Race/Ethnicity

Race Summary



African Am / Non-Hispanic
White / Non-Hispanic
Other Races

Detail of Other Races



Native Hawaiian / Pacific Islander
Am Indian/Alaskan Native
Asian
Hispanic
NR Alien
Multiracial Designations
Unknown / Not Reported

Origins of All Students

Florida	9
Georgia	22
Mississippi	6
Tennessee	177
Other US States and Territories	54
Non-US	1
From Alabama	10,908

Top Five Alabama Counties - Undergraduate Students

Madison	47%
Morgan	18%
Limestone	15%
UNKNOWN ALABAMA COUNTIES	12%
Lawrence	3%

Top Five Alabama Public - Feeder High Schools

# of 2011-12 H.S. Graduates Enrolled	1,250	
Sparkman	Madison County	121
Bob Jones	Madison City	119
Austin	Decatur City	80
Virgil Grissom	Huntsville City	80
Huntsville	Huntsville City	53

Summary of 2011-2012 Completions

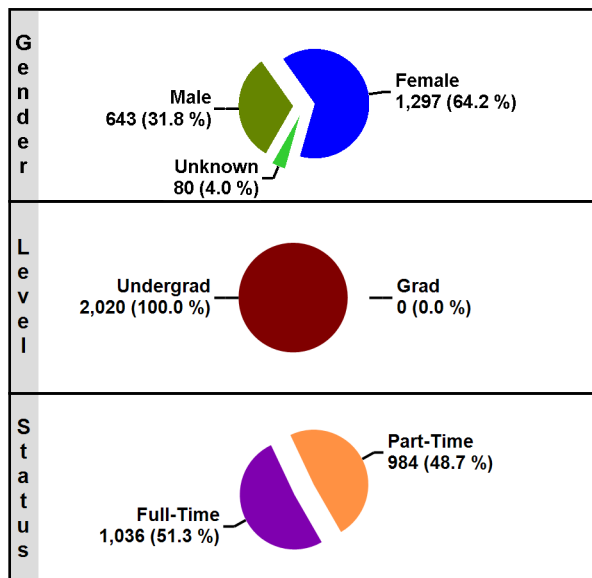
<1 Year	275
<2 Year	103
Associate	1,045
<4 Year	0
Baccalaureate	0
Post Baccalaureate	0
Master's	0
Post Master's	0
Doctoral	0

Retention of 1st Time Degree-Seeking Freshmen

# of Fall 2011 Cohort Students	1,986
Enrolled or Completed Same Inst. FA 2012	50%
Enrolled Other AL Public Inst. FA 2012	5%

Enrollment

Total Enrollment 2,020



Students Enrolled in Remedial Courses

Math Only	191
English Only	102
Math & English	83

Enrollment by Type of Tuition Paid

In-State	
Undergraduate	1,977
Graduate	0
Out-of-State	
Undergraduate	9
Graduate	0
Non-Resident Exempt, paying In-State	
Undergraduate	34
Graduate	0

Financial Aid

Received	1,589
Not Received	431

Migration within Alabama Public Institutions

Transfer In	8
Transfer Out	237



Fall 2012
Alexander City, AL

Central Alabama Community College

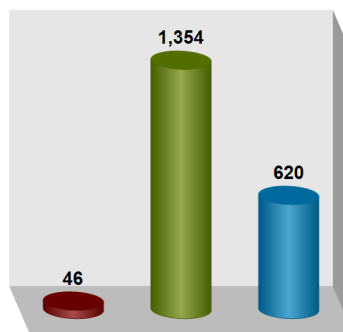


Institutional Student Profiles
Alabama Commission on Higher Education
www.ache.alabama.gov

Source: Alabama Statewide Student Database
Includes Credit Students Only

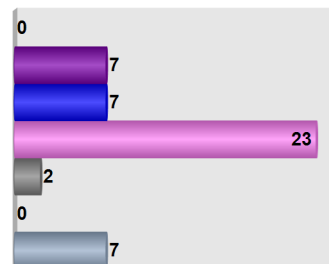
Race/Ethnicity

Race Summary



■ African Am / Non-Hispanic
■ White / Non-Hispanic
■ Other Races

Detail of Other Races



■ Native Hawaiian / Pacific Islander
■ Am Indian/Alaskan Native
■ Asian
■ Hispanic
■ NR Alien
■ Multiracial Designations
■ Unknown / Not Reported

Origins of All Students

Florida	1
Georgia	6
Mississippi	0
Tennessee	0
Other US States and Territories	36
Non-US	0
From Alabama	1,977

Top Five Alabama Counties - Undergraduate Students

UNKNOWN ALABAMA COUNTIES	72%
Talladega	13%
Tallapoosa	5%
Elmore	2%
Shelby	2%

Top Five Alabama Public - Feeder High Schools

# of 2011-12 H.S. Graduates Enrolled	378	
Benjamin Russell	Alexander City	93
Sylacauga	Sylacauga City	41
Talladega	Talladega City	33
Childersburg	Talladega County	22
Dadeville	Tallapoosa County	22

Summary of 2011-2012 Completions

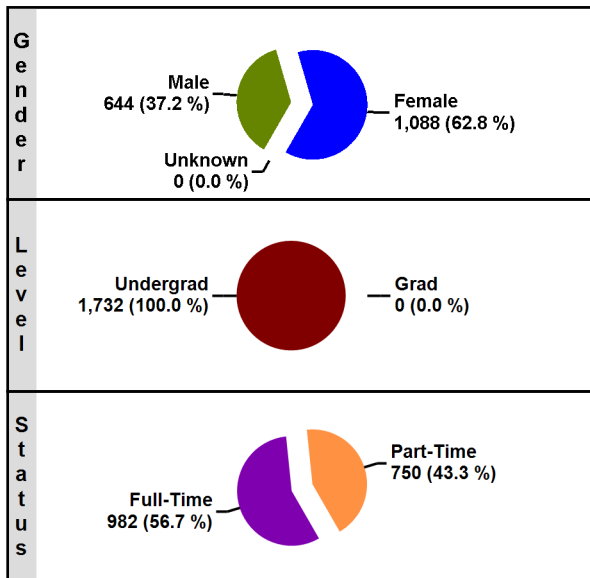
<1 Year	21
<2 Year	64
Associate	253
<4 Year	0
Baccalaureate	0
Post Baccalaureate	0
Master's	0
Post Master's	0
Doctoral	0

Retention of 1st Time Degree-Seeking Freshmen

# of Fall 2011 Cohort Students	703
Enrolled or Completed Same Inst. FA 2012	48%
Enrolled Other AL Public Inst. FA 2012	4%

Enrollment

Total Enrollment 1,732



Students Enrolled in Remedial Courses

Math Only	336
English Only	33
Math & English	185

Enrollment by Type of Tuition Paid

In-State	
Undergraduate	1,239
Graduate	0
Out-of-State	
Undergraduate	32
Graduate	0
Non-Resident Exempt, paying In-State	
Undergraduate	461
Graduate	0

Financial Aid

Received	1,411
Not Received	321

Migration within Alabama Public Institutions

Transfer In	58
Transfer Out	91



Fall 2012
Phenix City, AL

Chattahoochee Valley Community College

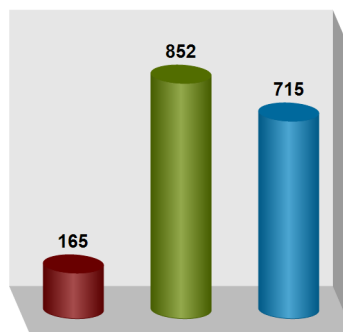


Institutional Student Profiles
Alabama Commission on Higher Education
www.ache.alabama.gov

Source: Alabama Statewide Student Database
Includes Credit Students Only

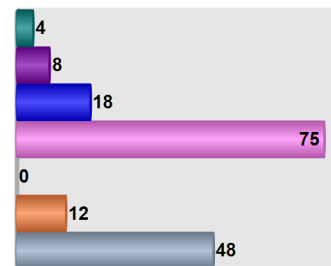
Race/Ethnicity

Race Summary



■ African Am / Non-Hispanic
■ White / Non-Hispanic
■ Other Races

Detail of Other Races



■ Native Hawaiian / Pacific Islander
■ Am Indian/Alaskan Native
■ Asian
■ Hispanic
■ NR Alien
■ Multiracial Designations
■ Unknown / Not Reported

Origins of All Students

Florida	1
Georgia	509
Mississippi	0
Tennessee	2
Other US States and Territories	45
Non-US	0
From Alabama	1,175

Top Five Alabama Counties - Undergraduate Students

Russell	39%
Lee	24%
UNKNOWN ALABAMA COUNTIES	2%
Chambers	1%
Bullock	0%

Top Five Alabama Public - Feeder High Schools

# of 2011-12 H.S. Graduates Enrolled	195	
Central	Phenix City	78
Smiths Station	Lee County	62
Russell County	Russell County	33
Beulah	Lee County	6
Beauregard	Lee County	3

Summary of 2011-2012 Completions

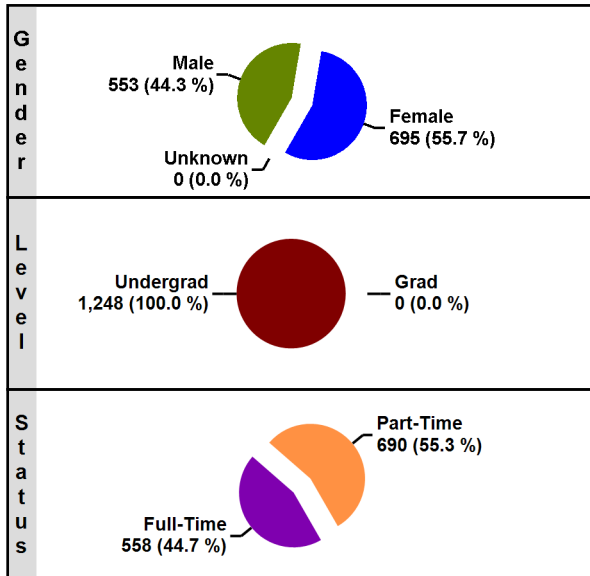
<1 Year	45
<2 Year	13
Associate	184
<4 Year	0
Baccalaureate	0
Post Baccalaureate	0
Master's	0
Post Master's	0
Doctoral	0

Retention of 1st Time Degree-Seeking Freshmen

# of Fall 2011 Cohort Students	405
Enrolled or Completed Same Inst. FA 2012	46%
Enrolled Other AL Public Inst. FA 2012	2%

Enrollment

Total Enrollment 1,248



Students Enrolled in Remedial Courses

Math Only	169
English Only	43
Math & English	87

Enrollment by Type of Tuition Paid

In-State	
Undergraduate	1,206
Graduate	0
Out-of-State	
Undergraduate	16
Graduate	0
Non-Resident Exempt, paying In-State	
Undergraduate	26
Graduate	0

Financial Aid

Received	1,113
Not Received	135

Migration within Alabama Public Institutions

Transfer In	56
Transfer Out	33



Fall 2012
Huntsville, AL

Drake State Technical College



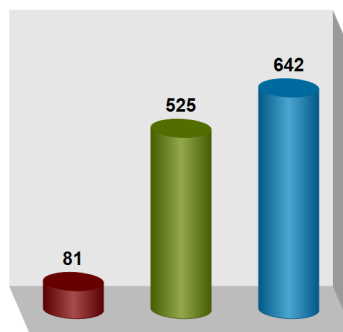
Institutional Student Profiles
Alabama Commission on Higher Education

www.ache.alabama.gov

Source: Alabama Statewide Student Database
Includes Credit Students Only

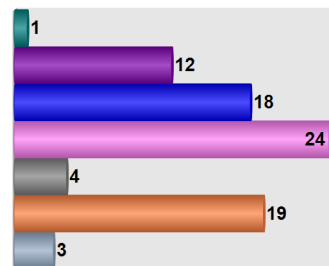
Race/Ethnicity

Race Summary



■ African Am / Non-Hispanic
■ White / Non-Hispanic
■ Other Races

Detail of Other Races



■ Native Hawaiian / Pacific Islander
■ Am Indian/Alaskan Native
■ Asian
■ Hispanic
■ NR Alien
■ Multiracial Designations
■ Unknown / Not Reported

Origins of All Students

Florida	0
Georgia	0
Mississippi	1
Tennessee	27
Other US States and Territories	81
Non-US	5
From Alabama	1,134

Top Five Alabama Counties - Undergraduate Students

Madison	79%
UNKNOWN ALABAMA COUNTIES	4%
Morgan	2%
Jackson	2%
Limestone	2%

Top Five Alabama Public - Feeder High Schools

# of 2011-12 H.S. Graduates Enrolled	54	
Huntsville	Huntsville City	9
Hazel Green	Madison County	7
Madison County	Madison County	7
Sparkman	Madison County	5
Virgil Grissom	Huntsville City	5

Summary of 2011-2012 Completions

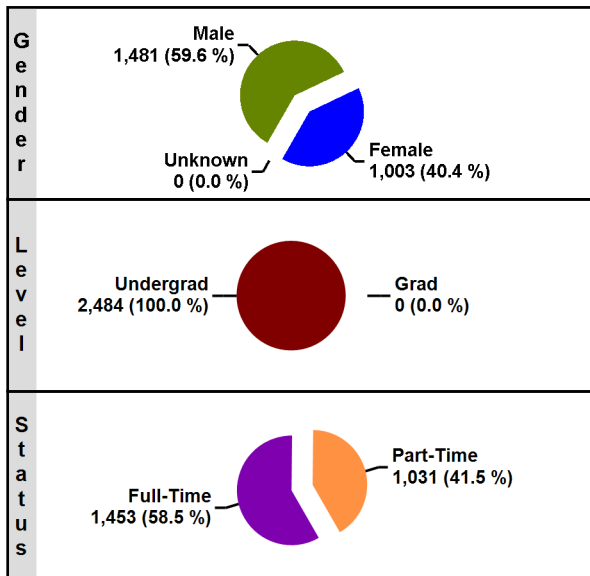
<1 Year	20
<2 Year	155
Associate	71
<4 Year	0
Baccalaureate	0
Post Baccalaureate	0
Master's	0
Post Master's	0
Doctoral	0

Retention of 1st Time Degree-Seeking Freshmen

# of Fall 2011 Cohort Students	249
Enrolled or Completed Same Inst. FA 2012	32%
Enrolled Other AL Public Inst. FA 2012	6%

Enrollment

Total Enrollment 2,484



Students Enrolled in Remedial Courses

Math Only	168
English Only	83
Math & English	83

Enrollment by Type of Tuition Paid

In-State	
Undergraduate	2,429
Graduate	0
Out-of-State	
Undergraduate	12
Graduate	0
Non-Resident Exempt, paying In-State	
Undergraduate	43
Graduate	0

Financial Aid

Received	1,948
Not Received	536

Migration within Alabama Public Institutions

Transfer In	140
Transfer Out	263



Fall 2012
Enterprise, AL

Enterprise State Community College

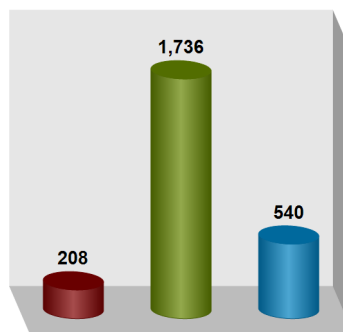


Institutional Student Profiles
Alabama Commission on Higher Education
www.ache.alabama.gov

Source: Alabama Statewide Student Database
Includes Credit Students Only

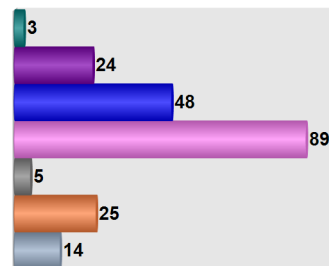
Race/Ethnicity

Race Summary



African Am / Non-Hispanic
White / Non-Hispanic
Other Races

Detail of Other Races



Native Hawaiian / Pacific Islander
Am Indian/Alaskan Native
Asian
Hispanic
NR Alien
Multiracial Designations
Unknown / Not Reported

Origins of All Students

Florida	48
Georgia	3
Mississippi	3
Tennessee	2
Other US States and Territories	352
Non-US	1
From Alabama	2,075

Top Five Alabama Counties - Undergraduate Students

Coffee	27%
Dale	16%
UNKNOWN ALABAMA COUNTIES	10%
Geneva	8%
Mobile	6%

Top Five Alabama Public - Feeder High Schools

# of 2011-12 H.S. Graduates Enrolled	336	
Enterprise	Enterprise City	108
Slocomb	Geneva County	18
New Brockton	Coffee County	15
Zion Chapel	Coffee County	15
Geneva	Geneva City	14

Summary of 2011-2012 Completions

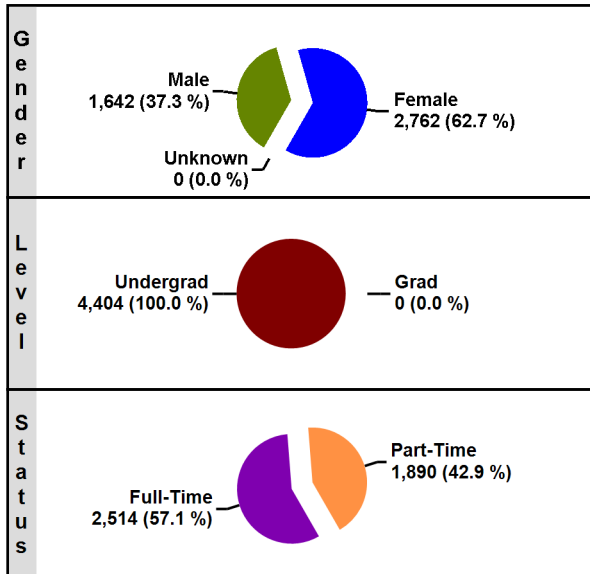
<1 Year	112
<2 Year	156
Associate	330
<4 Year	0
Baccalaureate	0
Post Baccalaureate	0
Master's	0
Post Master's	0
Doctoral	0

Retention of 1st Time Degree-Seeking Freshmen

# of Fall 2011 Cohort Students	568
Enrolled or Completed Same Inst. FA 2012	51%
Enrolled Other AL Public Inst. FA 2012	6%

Enrollment

Total Enrollment 4,404



Students Enrolled in Remedial Courses

Math Only	344
English Only	129
Math & English	198

Enrollment by Type of Tuition Paid

In-State	
Undergraduate	4,316
Graduate	0
Out-of-State	
Undergraduate	48
Graduate	0
Non-Resident Exempt, paying In-State	
Undergraduate	40
Graduate	0

Financial Aid

Received	3,272
Not Received	1,132

Migration within Alabama Public Institutions

Transfer In	277
Transfer Out	516



Fall 2012
Bay Minette, AL

Faulkner State Community College

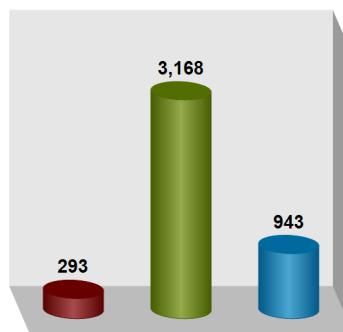


Institutional Student Profiles
Alabama Commission on Higher Education
www.ache.alabama.gov

Source: Alabama Statewide Student Database
Includes Credit Students Only

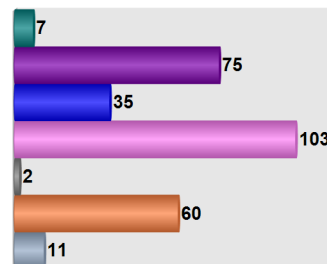
Race/Ethnicity

Race Summary



■ African Am / Non-Hispanic
■ White / Non-Hispanic
■ Other Races

Detail of Other Races



■ Native Hawaiian / Pacific Islander
■ Am Indian/Alaskan Native
■ Asian
■ Hispanic
■ NR Alien
■ Multiracial Designations
■ Unknown / Not Reported

Origins of All Students

Florida	49
Georgia	4
Mississippi	9
Tennessee	6
Other US States and Territories	99
Non-US	0
From Alabama	4,237

Top Five Alabama Counties - Undergraduate Students

Baldwin	55%
Mobile	33%
Escambia	3%
Washington	1%
Clarke	1%

Top Five Alabama Public - Feeder High Schools

# of 2011-12 H.S. Graduates Enrolled	679	
Baldwin County	Baldwin County	60
Fairhope	Baldwin County	50
Baker	Mobile County	42
Robertsdale	Baldwin County	40
Spanish Fort	Baldwin County	39

Summary of 2011-2012 Completions

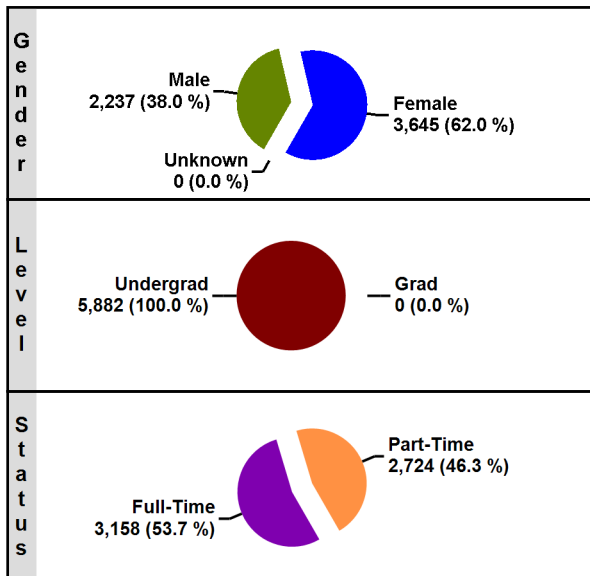
<1 Year	21
<2 Year	55
Associate	431
<4 Year	0
Baccalaureate	0
Post Baccalaureate	0
Master's	0
Post Master's	0
Doctoral	0

Retention of 1st Time Degree-Seeking Freshmen

# of Fall 2011 Cohort Students	1,149
Enrolled or Completed Same Inst. FA 2012	49%
Enrolled Other AL Public Inst. FA 2012	7%

Enrollment

Total Enrollment 5,882



Students Enrolled in Remedial Courses

Math Only	769
English Only	126
Math & English	207

Enrollment by Type of Tuition Paid

In-State	
Undergraduate	5,736
Graduate	0
Out-of-State	
Undergraduate	104
Graduate	0
Non-Resident Exempt, paying In-State	
Undergraduate	42
Graduate	0

Financial Aid

Received	4,110
Not Received	1,772

Migration within Alabama Public Institutions

Transfer In	227
Transfer Out	372



Fall 2012
Gadsden, AL

Gadsden State Community College

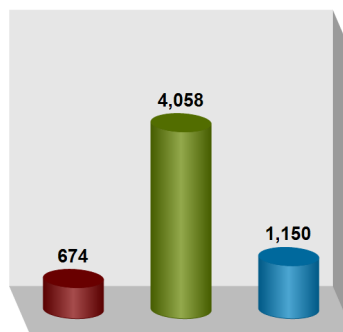


Institutional Student Profiles
Alabama Commission on Higher Education
www.ache.alabama.gov

Source: Alabama Statewide Student Database
Includes Credit Students Only

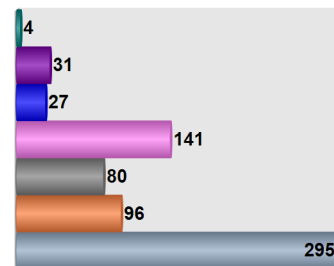
Race/Ethnicity

Race Summary



■ African Am / Non-Hispanic
■ White / Non-Hispanic
■ Other Races

Detail of Other Races



■ Native Hawaiian / Pacific Islander
■ Am Indian/Alaskan Native
■ Asian
■ Hispanic
■ NR Alien
■ Multiracial Designations
■ Unknown / Not Reported

Origins of All Students

Florida	7
Georgia	36
Mississippi	1
Tennessee	3
Other US States and Territories	1,565
Non-US	82
From Alabama	4,188

Top Five Alabama Counties - Undergraduate Students

Calhoun	26%
Etowah	26%
Cherokee	5%
St Clair	4%
Talladega	3%

Top Five Alabama Public - Feeder High Schools

# of 2011-12 H.S. Graduates Enrolled	762	
Gadsden City	Gadsden City	61
Oxford	Oxford City	54
Southside	Etowah County	47
Etowah	Attalla City	46
Hokes Bluff	Etowah County	42

Summary of 2011-2012 Completions

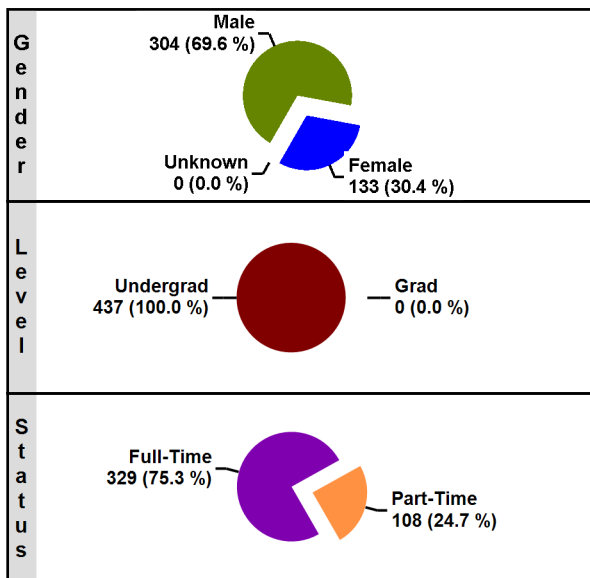
<1 Year	152
<2 Year	186
Associate	634
<4 Year	0
Baccalaureate	0
Post Baccalaureate	0
Master's	0
Post Master's	0
Doctoral	0

Retention of 1st Time Degree-Seeking Freshmen

# of Fall 2011 Cohort Students	1,692
Enrolled or Completed Same Inst. FA 2012	48%
Enrolled Other AL Public Inst. FA 2012	4%

Enrollment

Total Enrollment 437



Students Enrolled in Remedial Courses

Math Only	11
English Only	0
Math & English	0

Enrollment by Type of Tuition Paid

In-State	
Undergraduate	437
Graduate	0
Out-of-State	
Undergraduate	0
Graduate	0
Non-Resident Exempt, paying In-State	
Undergraduate	0
Graduate	0

Financial Aid

Received	429
Not Received	8

Migration within Alabama Public Institutions

Transfer In	5
Transfer Out	1



Fall 2012
Deatsville, AL

Ingram State Technical College



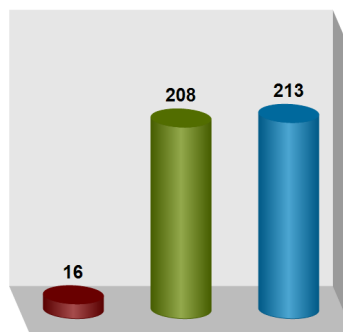
Institutional Student Profiles
Alabama Commission on Higher Education

www.ache.alabama.gov

Source: Alabama Statewide Student Database
Includes Credit Students Only

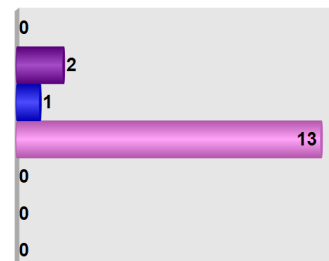
Race/Ethnicity

Race Summary



African Am / Non-Hispanic
White / Non-Hispanic
Other Races

Detail of Other Races



Native Hawaiian / Pacific Islander
Am Indian/Alaskan Native
Asian
Hispanic
NR Alien
Multiracial Designations
Unknown / Not Reported

Origins of All Students

Florida	0
Georgia	0
Mississippi	0
Tennessee	0
Other US States and Territories	0
Non-US	0
From Alabama	437

Top Five Alabama Counties - Undergraduate Students

Elmore	100%

Top Five Alabama Public - Feeder High Schools

# of 2011-12 H.S. Graduates Enrolled	N/A
.....	N/A
.....	N/A
.....	N/A
.....	N/A
.....	N/A

Summary of 2011-2012 Completions

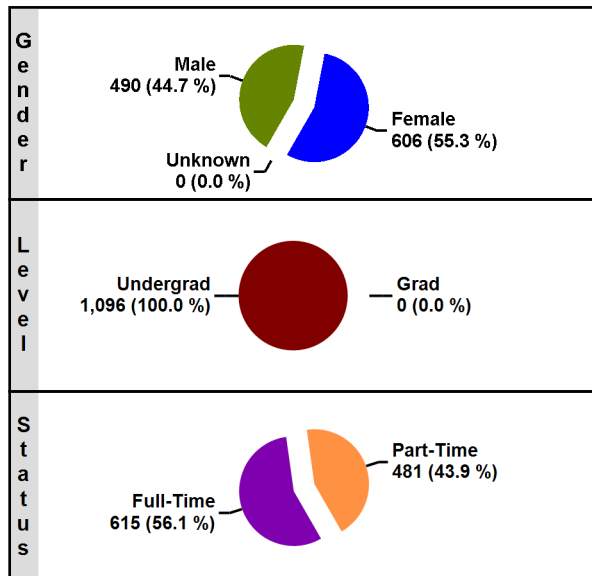
<1 Year	253
<2 Year	77
Associate	6
<4 Year	0
Baccalaureate	0
Post Baccalaureate	0
Master's	0
Post Master's	0
Doctoral	0

Retention of 1st Time Degree-Seeking Freshmen

# of Fall 2011 Cohort Students	N/A
Enrolled or Completed Same Inst. FA 2012	N/A
Enrolled Other AL Public Inst. FA 2012	N/A

Enrollment

Total Enrollment 1,096



Students Enrolled in Remedial Courses

Math Only	99
English Only	20
Math & English	100

Enrollment by Type of Tuition Paid

In-State	
Undergraduate	908
Graduate	0
Out-of-State	
Undergraduate	8
Graduate	0
Non-Resident Exempt, paying In-State	
Undergraduate	180
Graduate	0

Financial Aid

Received	919
Not Received	177

Migration within Alabama Public Institutions

Transfer In	41
Transfer Out	89



Fall 2012
Brewton, AL

Jefferson Davis Community College

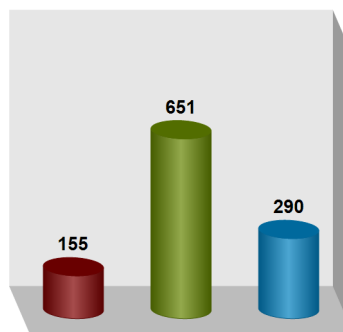


Institutional Student Profiles
Alabama Commission on Higher Education
www.ache.alabama.gov

Source: Alabama Statewide Student Database
Includes Credit Students Only

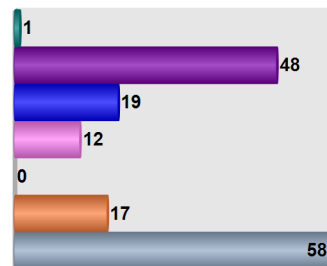
Race/Ethnicity

Race Summary



■ African Am / Non-Hispanic
■ White / Non-Hispanic
■ Other Races

Detail of Other Races



■ Native Hawaiian / Pacific Islander
■ Am Indian/Alaskan Native
■ Asian
■ Hispanic
■ NR Alien
■ Multiracial Designations
■ Unknown / Not Reported

Origins of All Students

Florida	186
Georgia	0
Mississippi	0
Tennessee	0
Other US States and Territories	57
Non-US	0
From Alabama	853

Top Five Alabama Counties - Undergraduate Students

Escambia	58%
Conecuh	7%
Baldwin	3%
Monroe	3%
UNKNOWN ALABAMA COUNTIES	2%

Top Five Alabama Public - Feeder High Schools

# of 2011-12 H.S. Graduates Enrolled	148	
W S Neal	Escambia County	34
TR Miller	Brewton City	31
Flomaton	Escambia County	26
Hillcrest	Conecuh County	16
Escambia County	Escambia County	11

Summary of 2011-2012 Completions

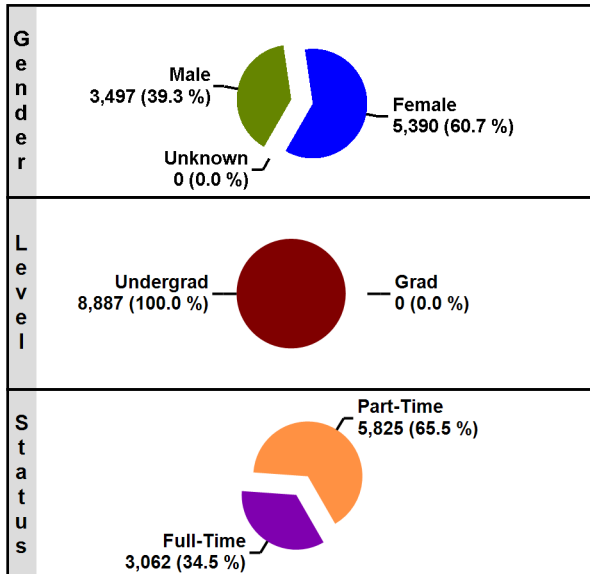
<1 Year	37
<2 Year	48
Associate	162
<4 Year	0
Baccalaureate	0
Post Baccalaureate	0
Master's	0
Post Master's	0
Doctoral	0

Retention of 1st Time Degree-Seeking Freshmen

# of Fall 2011 Cohort Students	364
Enrolled or Completed Same Inst. FA 2012	40%
Enrolled Other AL Public Inst. FA 2012	5%

Enrollment

Total Enrollment 8,887



Students Enrolled in Remedial Courses

Math Only	1,072
English Only	271
Math & English	478

Enrollment by Type of Tuition Paid

In-State	
Undergraduate	8,655
Graduate	0
Out-of-State	
Undergraduate	187
Graduate	0
Non-Resident Exempt, paying In-State	
Undergraduate	45
Graduate	0

Financial Aid

Received	4,887
Not Received	4,000

Migration within Alabama Public Institutions

Transfer In	632
Transfer Out	989



Fall 2012
Birmingham, AL

Jefferson State Community College



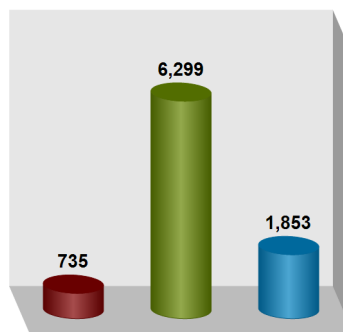
Institutional Student Profiles
Alabama Commission on Higher Education

www.ache.alabama.gov

Source: Alabama Statewide Student Database
Includes Credit Students Only

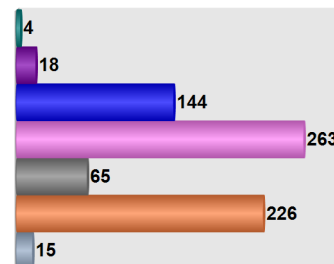
Race/Ethnicity

Race Summary



■ African Am / Non-Hispanic
■ White / Non-Hispanic
■ Other Races

Detail of Other Races



■ Native Hawaiian / Pacific Islander
■ Am Indian/Alaskan Native
■ Asian
■ Hispanic
■ NR Alien
■ Multiracial Designations
■ Unknown / Not Reported

Origins of All Students

Florida	29
Georgia	47
Mississippi	24
Tennessee	30
Other US States and Territories	140
Non-US	102
From Alabama	8,515

Top Five Alabama Counties - Undergraduate Students

Jefferson	49%
Shelby	22%
St Clair	11%
Chilton	6%
Blount	1%

Top Five Alabama Public - Feeder High Schools

# of 2011-12 H.S. Graduates Enrolled	823	
Hoover	Hoover City	43
Pell City	Pell City	43
Thompson	Shelby County	38
Oak Mountain	Shelby County	37
Spain Park	Hoover City	37

Summary of 2011-2012 Completions

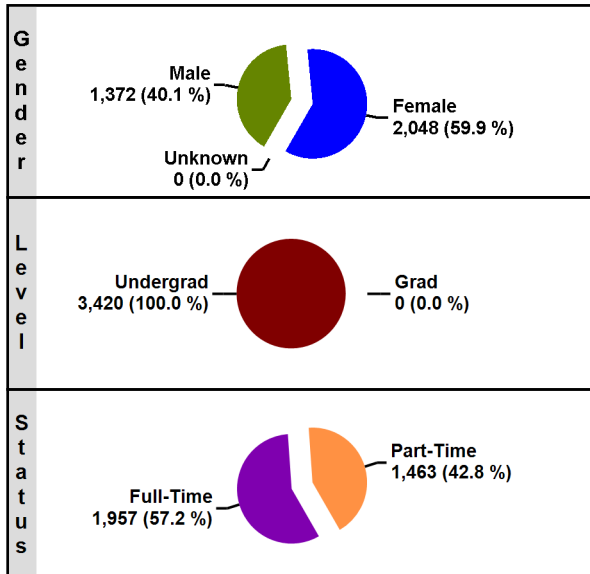
<1 Year	222
<2 Year	189
Associate	898
<4 Year	0
Baccalaureate	0
Post Baccalaureate	0
Master's	0
Post Master's	0
Doctoral	0

Retention of 1st Time Degree-Seeking Freshmen

# of Fall 2011 Cohort Students	1,860
Enrolled or Completed Same Inst. FA 2012	46%
Enrolled Other AL Public Inst. FA 2012	5%

Enrollment

Total Enrollment 3,420



Students Enrolled in Remedial Courses

Math Only	419
English Only	125
Math & English	350

Enrollment by Type of Tuition Paid

In-State	
Undergraduate	3,363
Graduate	0
Out-of-State	
Undergraduate	57
Graduate	0
Non-Resident Exempt, paying In-State	
Undergraduate	0
Graduate	0

Financial Aid

Received	2,792
Not Received	628

Migration within Alabama Public Institutions

Transfer In	160
Transfer Out	298



Fall 2012
Birmingham, AL

Lawson State Community College

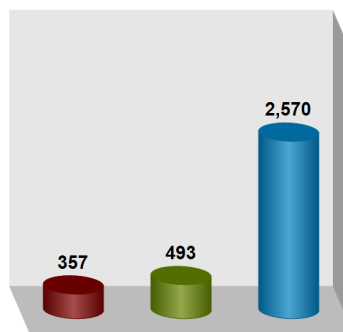


Institutional Student Profiles
Alabama Commission on Higher Education
www.ache.alabama.gov

Source: Alabama Statewide Student Database
Includes Credit Students Only


Race/Ethnicity

Race Summary



■ African Am / Non-Hispanic
■ White / Non-Hispanic
■ Other Races

Detail of Other Races



■ Native Hawaiian / Pacific Islander
■ Am Indian/Alaskan Native
■ Asian
■ Hispanic
■ NR Alien
■ Multiracial Designations
■ Unknown / Not Reported

Origins of All Students

Florida	4
Georgia	14
Mississippi	2
Tennessee	5
Other US States and Territories	54
Non-US	6
From Alabama	3,335

Top Five Alabama Counties - Undergraduate Students

Jefferson	86%
Shelby	3%
Tuscaloosa	3%
Bibb	1%
Marengo	0%

Top Five Alabama Public - Feeder High Schools

# of 2011-12 H.S. Graduates Enrolled	371	
Wenonah	Birmingham City	35
Bessemer City	Bessemer City	24
Jackson-Olin	Birmingham City	23
Hueytown	Jefferson County	20
McAdory	Jefferson County	17

Summary of 2011-2012 Completions

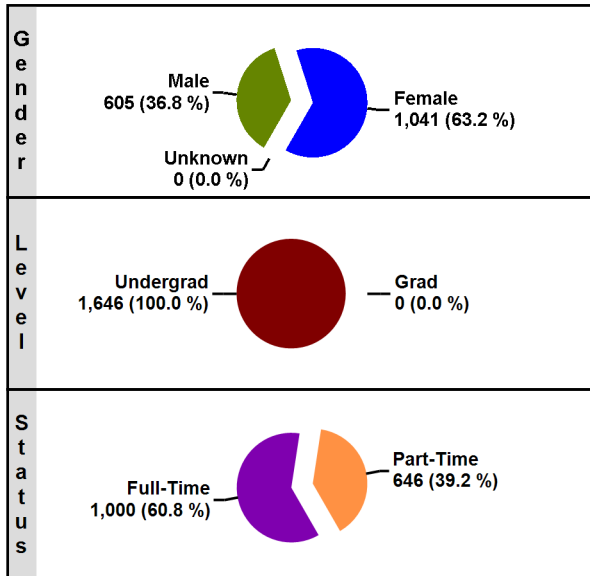
<1 Year	173
<2 Year	199
Associate	280
<4 Year	0
Baccalaureate	0
Post Baccalaureate	0
Master's	0
Post Master's	0
Doctoral	0

Retention of 1st Time Degree-Seeking Freshmen

# of Fall 2011 Cohort Students	1,079
Enrolled or Completed Same Inst. FA 2012	39%
Enrolled Other AL Public Inst. FA 2012	4%

Enrollment

Total Enrollment 1,646



Students Enrolled in Remedial Courses

Math Only	301
English Only	36
Math & English	125

Enrollment by Type of Tuition Paid

In-State	
Undergraduate	1,583
Graduate	0
Out-of-State	
Undergraduate	24
Graduate	0
Non-Resident Exempt, paying In-State	
Undergraduate	39
Graduate	0

Financial Aid

Received	1,170
Not Received	476


Migration within Alabama Public Institutions

Transfer In	64
Transfer Out	170



Fall 2012
Andalusia, AL

Lurleen B. Wallace Community College

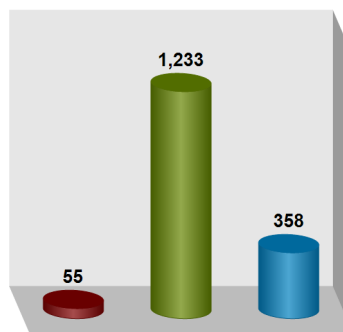


Institutional Student Profiles
Alabama Commission on Higher Education
www.ache.alabama.gov

Source: Alabama Statewide Student Database
Includes Credit Students Only

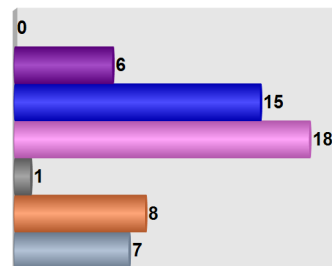
Race/Ethnicity

Race Summary



■ African Am / Non-Hispanic
■ White / Non-Hispanic
■ Other Races

Detail of Other Races



■ Native Hawaiian / Pacific Islander
■ Am Indian/Alaskan Native
■ Asian
■ Hispanic
■ NR Alien
■ Multiracial Designations
■ Unknown / Not Reported

Origins of All Students

Florida	51
Georgia	7
Mississippi	2
Tennessee	0
Other US States and Territories	199
Non-US	0
From Alabama	1,387

Top Five Alabama Counties - Undergraduate Students

Covington	39%
Crenshaw	12%
Butler	11%
Coffee	7%
UNKNOWN ALABAMA COUNTIES	5%

Top Five Alabama Public - Feeder High Schools

# of 2011-12 H.S. Graduates Enrolled	286	
Opp	Opp City	41
Andalusia	Andalusia City	31
Greenville	Butler County	31
Straughn	Covington County	29
Brantley	Crenshaw County	21

Summary of 2011-2012 Completions

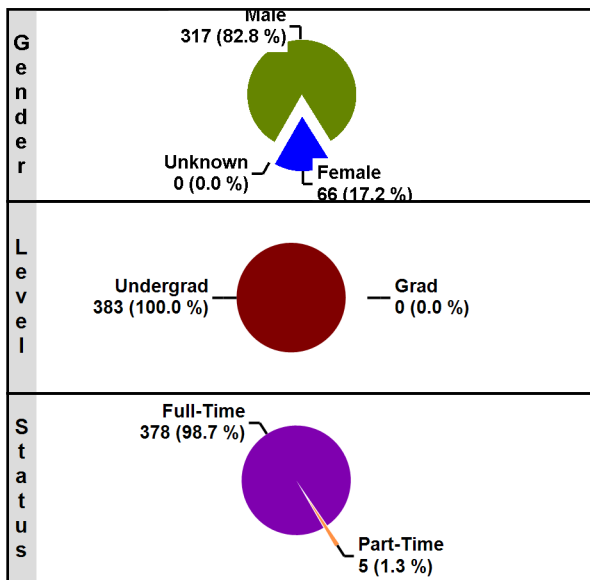
<1 Year	85
<2 Year	80
Associate	237
<4 Year	0
Baccalaureate	0
Post Baccalaureate	0
Master's	0
Post Master's	0
Doctoral	0

Retention of 1st Time Degree-Seeking Freshmen

# of Fall 2011 Cohort Students	436
Enrolled or Completed Same Inst. FA 2012	49%
Enrolled Other AL Public Inst. FA 2012	5%

Enrollment

Total Enrollment 383



Students Enrolled in Remedial Courses

Math Only	37
English Only	20
Math & English	33

Enrollment by Type of Tuition Paid

In-State	
Undergraduate	121
Graduate	0
Out-of-State	
Undergraduate	262
Graduate	0
Non-Resident Exempt, paying In-State	
Undergraduate	0
Graduate	0

Financial Aid

Received	356
Not Received	27

Migration within Alabama Public Institutions

Transfer In	11
Transfer Out	18



Fall 2012
Marion, AL

Marion Military Institute



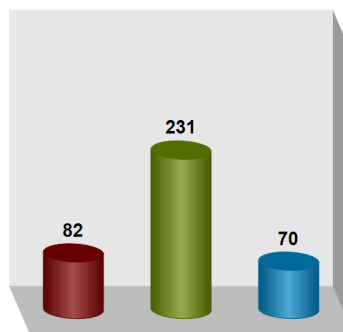
Institutional Student Profiles
Alabama Commission on Higher Education

www.ache.alabama.gov

Source: Alabama Statewide Student Database
Includes Credit Students Only

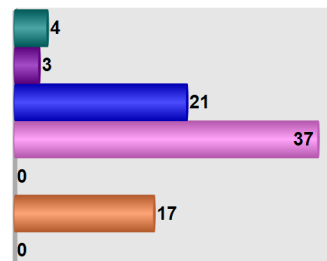
Race/Ethnicity

Race Summary



African Am / Non-Hispanic
White / Non-Hispanic
Other Races

Detail of Other Races



Native Hawaiian / Pacific Islander
Am Indian/Alaskan Native
Asian
Hispanic
NR Alien
Multiracial Designations
Unknown / Not Reported

Origins of All Students

Florida	34
Georgia	21
Mississippi	14
Tennessee	17
Other US States and Territories	179
Non-US	0
From Alabama	118

Top Five Alabama Counties - Undergraduate Students

Madison	4%
UNKNOWN ALABAMA COUNTIES	3%
Jefferson	3%
Mobile	2%
Perry	2%

Top Five Alabama Public - Feeder High Schools

# of 2011-12 H.S. Graduates Enrolled	39	
Central	Phenix City	4
Huntsville	Huntsville City	3
Buckhorn	Madison County	2
Demopolis	Demopolis City	2
Holtville	Elmore County	2

Summary of 2011-2012 Completions

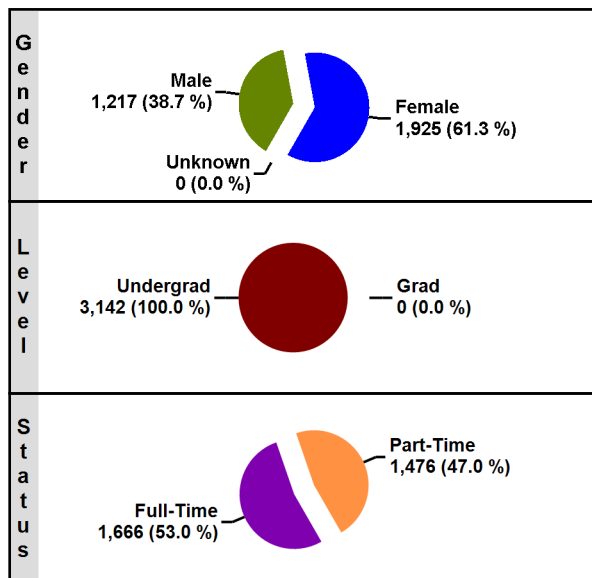
<1 Year	0
<2 Year	0
Associate	84
<4 Year	0
Baccalaureate	0
Post Baccalaureate	0
Master's	0
Post Master's	0
Doctoral	0

Retention of 1st Time Degree-Seeking Freshmen

# of Fall 2011 Cohort Students	271
Enrolled or Completed Same Inst. FA 2012	30%
Enrolled Other AL Public Inst. FA 2012	7%

Enrollment

Total Enrollment 3,142



Students Enrolled in Remedial Courses

Math Only	253
English Only	92
Math & English	105

Enrollment by Type of Tuition Paid

In-State	
Undergraduate	3,094
Graduate	0
Out-of-State	
Undergraduate	3
Graduate	0
Non-Resident Exempt, paying In-State	
Undergraduate	45
Graduate	0

Financial Aid

Received	2,502
Not Received	640

Migration within Alabama Public Institutions

Transfer In	66
Transfer Out	251



Fall 2012
Rainsville, AL

Northeast Alabama Community College



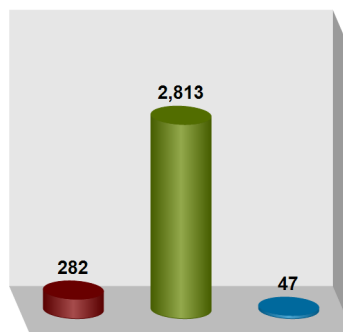
Institutional Student Profiles Alabama Commission on Higher Education

www.ache.alabama.gov

Source: Alabama Statewide Student Database
Includes Credit Students Only

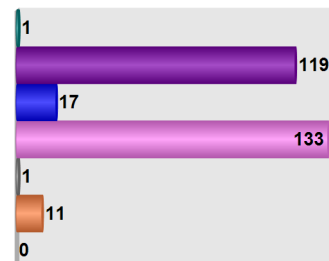
Race/Ethnicity

Race Summary



■ African Am / Non-Hispanic
■ White / Non-Hispanic
■ Other Races

Detail of Other Races



■ Native Hawaiian / Pacific Islander
■ Am Indian/Alaskan Native
■ Asian
■ Hispanic
■ NR Alien
■ Multiracial Designations
■ Unknown / Not Reported

Origins of All Students

Florida	0
Georgia	39
Mississippi	0
Tennessee	6
Other US States and Territories	11
Non-US	0
From Alabama	3,086

Top Five Alabama Counties - Undergraduate Students

DeKalb	56%
Jackson	36%
Marshall	4%
Cherokee	1%
Madison	0%

Top Five Alabama Public - Feeder High Schools

# of 2011-12 H.S. Graduates Enrolled	501	
Fort Payne	Fort Payne City	74
Plainview School	Dekalb County	54
Scottsboro	Scottsboro City	47
Pisgah	Jackson County	39
Sylvania School	Dekalb County	34

Summary of 2011-2012 Completions

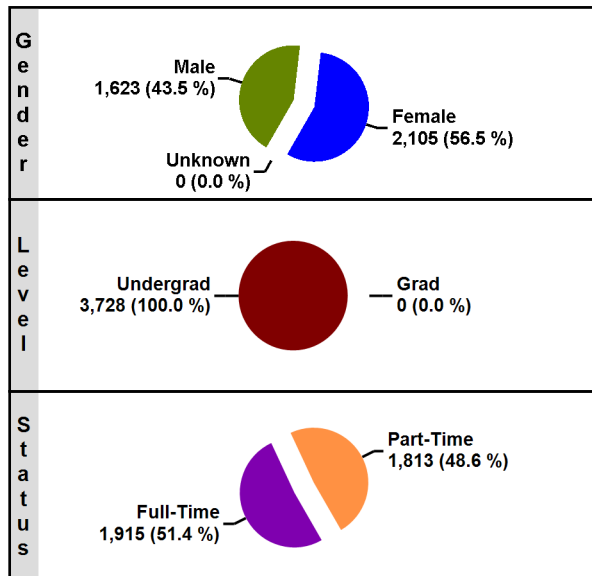
<1 Year	252
<2 Year	118
Associate	532
<4 Year	0
Baccalaureate	0
Post Baccalaureate	0
Master's	0
Post Master's	0
Doctoral	0

Retention of 1st Time Degree-Seeking Freshmen

# of Fall 2011 Cohort Students	774
Enrolled or Completed Same Inst. FA 2012	57%
Enrolled Other AL Public Inst. FA 2012	4%

Enrollment

Total Enrollment 3,728



Students Enrolled in Remedial Courses

Math Only	444
English Only	76
Math & English	240

Enrollment by Type of Tuition Paid

In-State	
Undergraduate	3,626
Graduate	0
Out-of-State	
Undergraduate	9
Graduate	0
Non-Resident Exempt, paying In-State	
Undergraduate	93
Graduate	0

Financial Aid

Received	2,486
Not Received	1,242

Migration within Alabama Public Institutions

Transfer In	128
Transfer Out	319



Fall 2012
Muscle Shoals, AL

Northwest-Shoals Community College

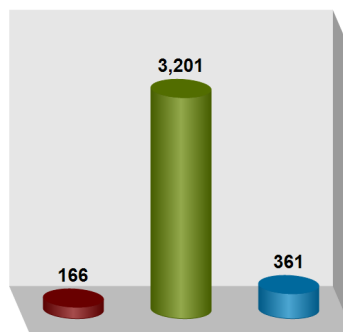


Institutional Student Profiles
Alabama Commission on Higher Education
www.ache.alabama.gov

Source: Alabama Statewide Student Database
Includes Credit Students Only

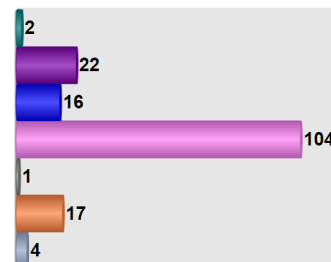
Race/Ethnicity

Race Summary



■ African Am / Non-Hispanic
■ White / Non-Hispanic
■ Other Races

Detail of Other Races



■ Native Hawaiian / Pacific Islander
■ Am Indian/Alaskan Native
■ Asian
■ Hispanic
■ NR Alien
■ Multiracial Designations
■ Unknown / Not Reported

Origins of All Students

Florida	0
Georgia	1
Mississippi	25
Tennessee	76
Other US States and Territories	60
Non-US	1
From Alabama	3,565

Top Five Alabama Counties - Undergraduate Students

Lauderdale	36%
Colbert	25%
Franklin	16%
Winston	7%
Lawrence	5%

Top Five Alabama Public - Feeder High Schools

# of 2011-12 H.S. Graduates Enrolled	633	
Florence	Florence City	50
Haleyville	Haleyville City	47
Russellville	Russellville City	47
Muscle Shoals	Muscle Shoals City	46
Wilson	Lauderdale County	37

Summary of 2011-2012 Completions

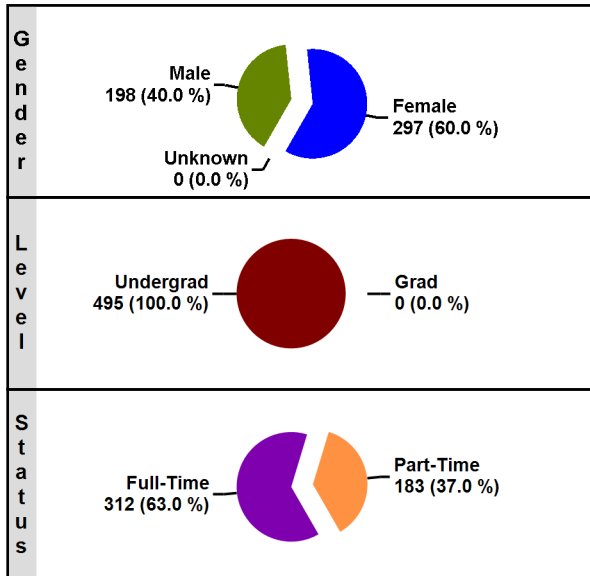
<1 Year	203
<2 Year	132
Associate	431
<4 Year	0
Baccalaureate	0
Post Baccalaureate	0
Master's	0
Post Master's	0
Doctoral	0

Retention of 1st Time Degree-Seeking Freshmen

# of Fall 2011 Cohort Students	894
Enrolled or Completed Same Inst. FA 2012	46%
Enrolled Other AL Public Inst. FA 2012	3%

Enrollment

Total Enrollment 495



Students Enrolled in Remedial Courses

Math Only	36
English Only	16
Math & English	15

Enrollment by Type of Tuition Paid

In-State	
Undergraduate	486
Graduate	0
Out-of-State	
Undergraduate	0
Graduate	0
Non-Resident Exempt, paying In-State	
Undergraduate	9
Graduate	0

Financial Aid

Received	450
Not Received	45

Migration within Alabama Public Institutions

Transfer In	58
Transfer Out	34



Fall 2012
Evergreen, AL

Reid State Technical College

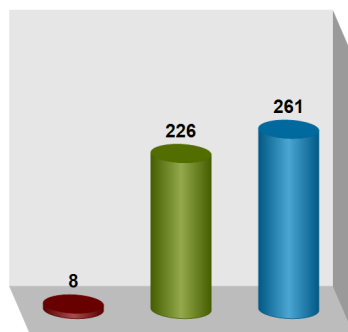


Institutional Student Profiles
Alabama Commission on Higher Education
www.ache.alabama.gov

Source: Alabama Statewide Student Database
Includes Credit Students Only

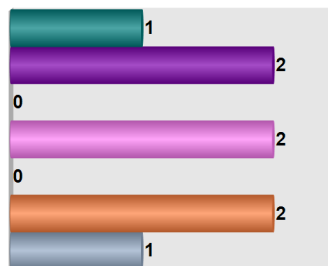
Race/Ethnicity

Race Summary



African Am / Non-Hispanic
White / Non-Hispanic
Other Races

Detail of Other Races



Native Hawaiian / Pacific Islander
Am Indian/Alaskan Native
Asian
Hispanic
NR Alien
Multiracial Designations
Unknown / Not Reported

Origins of All Students

Florida	9
Georgia	0
Mississippi	0
Tennessee	1
Other US States and Territories	26
Non-US	0
From Alabama	459

Top Five Alabama Counties - Undergraduate Students

Conecuh	28%
Butler	18%
Monroe	17%
Escambia	16%
UNKNOWN ALABAMA COUNTIES	4%

Top Five Alabama Public - Feeder High Schools

# of 2011-12 H.S. Graduates Enrolled	58	
W S Neal	Escambia County	9
Hillcrest	Conecuh County	8
Monroe County	Monroe County	8
Red Level	Covington County	8
Georgiana School	Butler County	5

Summary of 2011-2012 Completions

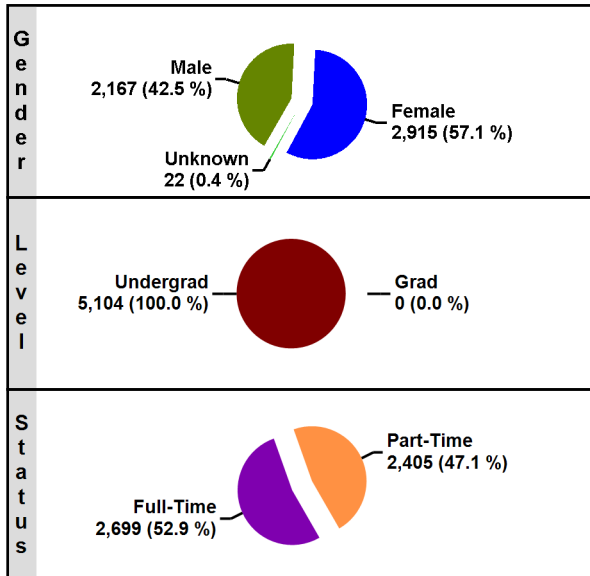
<1 Year	59
<2 Year	110
Associate	83
<4 Year	0
Baccalaureate	0
Post Baccalaureate	0
Master's	0
Post Master's	0
Doctoral	0

Retention of 1st Time Degree-Seeking Freshmen

# of Fall 2011 Cohort Students	117
Enrolled or Completed Same Inst. FA 2012	37%
Enrolled Other AL Public Inst. FA 2012	2%

Enrollment

Total Enrollment 5,104



Students Enrolled in Remedial Courses

Math Only	727
English Only	182
Math & English	323

Enrollment by Type of Tuition Paid

In-State	
Undergraduate	4,920
Graduate	0
Out-of-State	
Undergraduate	164
Graduate	0
Non-Resident Exempt, paying In-State	
Undergraduate	20
Graduate	0

Financial Aid

Received	3,084
Not Received	2,020

Migration within Alabama Public Institutions

Transfer In	263
Transfer Out	555



Fall 2012
Tuscaloosa, AL

Shelton State Community College



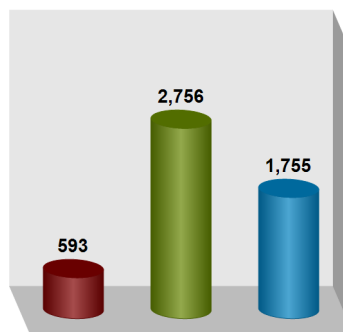
Institutional Student Profiles
Alabama Commission on Higher Education

www.ache.alabama.gov

Source: Alabama Statewide Student Database
Includes Credit Students Only

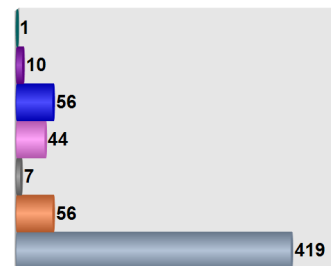
Race/Ethnicity

Race Summary



■ African Am / Non-Hispanic
■ White / Non-Hispanic
■ Other Races

Detail of Other Races



■ Native Hawaiian / Pacific Islander
■ Am Indian/Alaskan Native
■ Asian
■ Hispanic
■ NR Alien
■ Multiracial Designations
■ Unknown / Not Reported

Origins of All Students

Florida	0
Georgia	0
Mississippi	6
Tennessee	0
Other US States and Territories	138
Non-US	40
From Alabama	4,920

Top Five Alabama Counties - Undergraduate Students

Tuscaloosa	59%
UNKNOWN ALABAMA COUNTIES	6%
Jefferson	6%
Hale	5%
Bibb	3%

Top Five Alabama Public - Feeder High Schools

# of 2011-12 H.S. Graduates Enrolled	795	
Tuscaloosa County	Tuscaloosa County	101
Hillcrest	Tuscaloosa County	77
Northridge	Tuscaloosa City	54
Paul W Bryant	Tuscaloosa City	41
Brookwood	Tuscaloosa County	39

Summary of 2011-2012 Completions

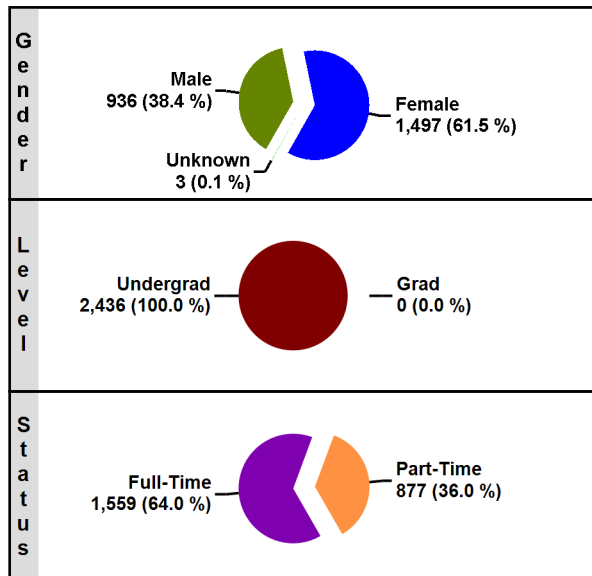
<1 Year	72
<2 Year	131
Associate	355
<4 Year	0
Baccalaureate	0
Post Baccalaureate	0
Master's	0
Post Master's	0
Doctoral	0

Retention of 1st Time Degree-Seeking Freshmen

# of Fall 2011 Cohort Students	884
Enrolled or Completed Same Inst. FA 2012	49%
Enrolled Other AL Public Inst. FA 2012	7%

Enrollment

Total Enrollment 2,436



Students Enrolled in Remedial Courses

Math Only	402
English Only	48
Math & English	145

Enrollment by Type of Tuition Paid

In-State	
Undergraduate	2,395
Graduate	0
Out-of-State	
Undergraduate	36
Graduate	0
Non-Resident Exempt, paying In-State	
Undergraduate	5
Graduate	0

Financial Aid

Received	1,772
Not Received	664

Migration within Alabama Public Institutions

Transfer In	76
Transfer Out	387



Fall 2012
Boaz, AL

Snead State Community College



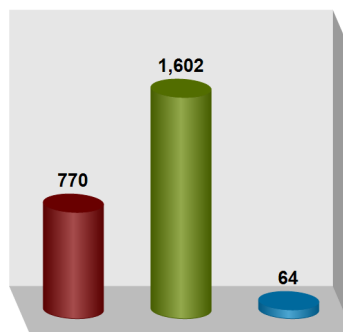
Institutional Student Profiles
Alabama Commission on Higher Education

www.ache.alabama.gov

Source: Alabama Statewide Student Database
Includes Credit Students Only

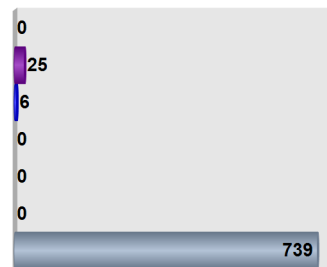
Race/Ethnicity

Race Summary



■ African Am / Non-Hispanic
■ White / Non-Hispanic
■ Other Races

Detail of Other Races



■ Native Hawaiian / Pacific Islander
■ Am Indian/Alaskan Native
■ Asian
■ Hispanic
■ NR Alien
■ Multiracial Designations
■ Unknown / Not Reported

Origins of All Students

Florida	6
Georgia	18
Mississippi	1
Tennessee	2
Other US States and Territories	5
Non-US	0
From Alabama	2,404

Top Five Alabama Counties - Undergraduate Students

Marshall	66%
Etowah	12%
DeKalb	9%
Blount	5%
Madison	1%

Top Five Alabama Public - Feeder High Schools

# of 2011-12 H.S. Graduates Enrolled	523	
Albertville	Albertville City	99
Boaz	Boaz City	70
Arab	Arab City	40
Douglas	Marshall County	34
Kate D Smith DAR	Marshall County	34

Summary of 2011-2012 Completions

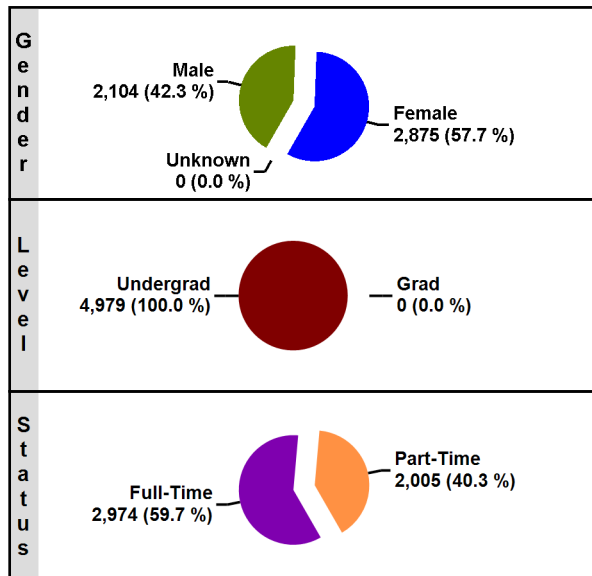
<1 Year	77
<2 Year	12
Associate	431
<4 Year	0
Baccalaureate	0
Post Baccalaureate	0
Master's	0
Post Master's	0
Doctoral	0

Retention of 1st Time Degree-Seeking Freshmen

# of Fall 2011 Cohort Students	699
Enrolled or Completed Same Inst. FA 2012	58%
Enrolled Other AL Public Inst. FA 2012	10%

Enrollment

Total Enrollment 4,979



Students Enrolled in Remedial Courses

Math Only	444
English Only	168
Math & English	295

Enrollment by Type of Tuition Paid

In-State	
Undergraduate	4,442
Graduate	0
Out-of-State	
Undergraduate	201
Graduate	0
Non-Resident Exempt, paying In-State	
Undergraduate	336
Graduate	0

Financial Aid

Received	3,268
Not Received	1,711

Migration within Alabama Public Institutions

Transfer In	408
Transfer Out	391



Fall 2012
Wadley, AL

Southern Union State Community College

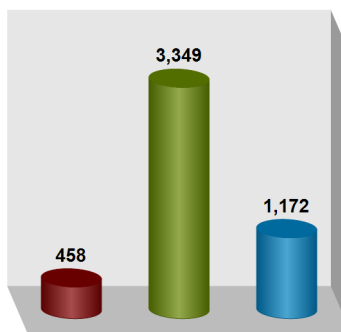


Institutional Student Profiles
Alabama Commission on Higher Education
www.ache.alabama.gov

Source: Alabama Statewide Student Database
Includes Credit Students Only

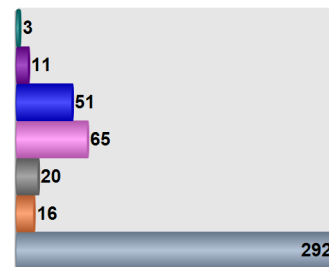
Race/Ethnicity

Race Summary



■ African Am / Non-Hispanic
■ White / Non-Hispanic
■ Other Races

Detail of Other Races



■ Native Hawaiian / Pacific Islander
■ Am Indian/Alaskan Native
■ Asian
■ Hispanic
■ NR Alien
■ Multiracial Designations
■ Unknown / Not Reported

Origins of All Students

Florida	24
Georgia	374
Mississippi	5
Tennessee	5
Other US States and Territories	266
Non-US	21
From Alabama	4,284

Top Five Alabama Counties - Undergraduate Students

Lee	33%
Chambers	11%
UNKNOWN ALABAMA COUNTIES	9%
Randolph	6%
Tallapoosa	4%

Top Five Alabama Public - Feeder High Schools

# of 2011-12 H.S. Graduates Enrolled	802	
Opelika	Opelika City	84
Auburn	Auburn City	64
Valley	Chambers County	60
Smiths Station	Lee County	51
Handley	Roanoke City	49

Summary of 2011-2012 Completions

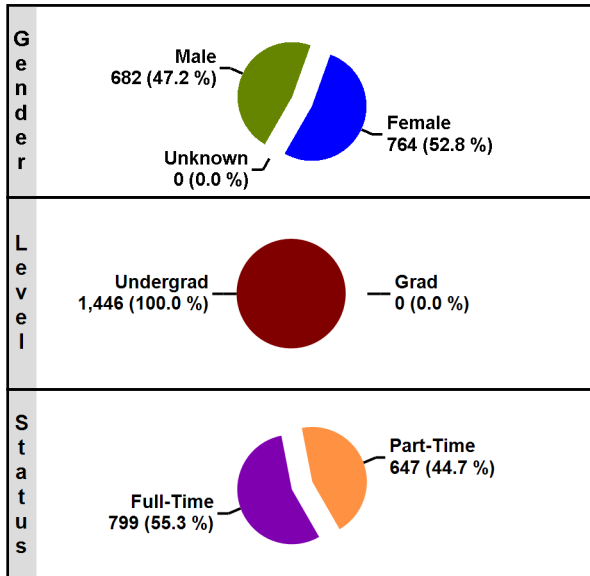
<1 Year	46
<2 Year	102
Associate	581
<4 Year	0
Baccalaureate	0
Post Baccalaureate	0
Master's	0
Post Master's	0
Doctoral	0

Retention of 1st Time Degree-Seeking Freshmen

# of Fall 2011 Cohort Students	1,322
Enrolled or Completed Same Inst. FA 2012	52%
Enrolled Other AL Public Inst. FA 2012	7%

Enrollment

Total Enrollment 1,446



Students Enrolled in Remedial Courses

Math Only	108
English Only	59
Math & English	64

Enrollment by Type of Tuition Paid

In-State	
Undergraduate	1,445
Graduate	0
Out-of-State	
Undergraduate	1
Graduate	0
Non-Resident Exempt, paying In-State	
Undergraduate	0
Graduate	0

Financial Aid

Received	1,123
Not Received	323

Migration within Alabama Public Institutions

Transfer In	71
Transfer Out	22



Fall 2012
Montgomery, AL

Trenholm State Technical College

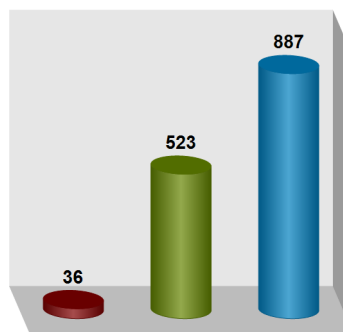


Institutional Student Profiles
Alabama Commission on Higher Education
www.ache.alabama.gov

Source: Alabama Statewide Student Database
Includes Credit Students Only

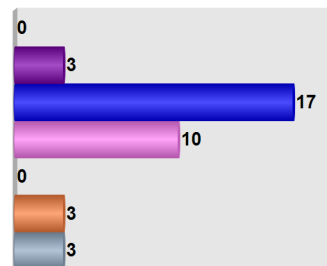
Race/Ethnicity

Race Summary



African Am / Non-Hispanic
White / Non-Hispanic
Other Races

Detail of Other Races



Native Hawaiian / Pacific Islander
Am Indian/Alaskan Native
Asian
Hispanic
NR Alien
Multiracial Designations
Unknown / Not Reported

Origins of All Students

Florida	0
Georgia	0
Mississippi	0
Tennessee	1
Other US States and Territories	29
Non-US	0
From Alabama	1,416

Top Five Alabama Counties - Undergraduate Students

Montgomery	57%
Elmore	14%
Autauga	11%
Lowndes	3%
UNKNOWN ALABAMA COUNTIES	2%

Top Five Alabama Public - Feeder High Schools

# of 2011-12 H.S. Graduates Enrolled	100	
Carver Senior	Montgomery County	16
Lanier Senior	Montgomery County	11
Lee	Montgomery County	10
Calhoun	Lowndes County	7
Marbury	Autauga County	7

Summary of 2011-2012 Completions

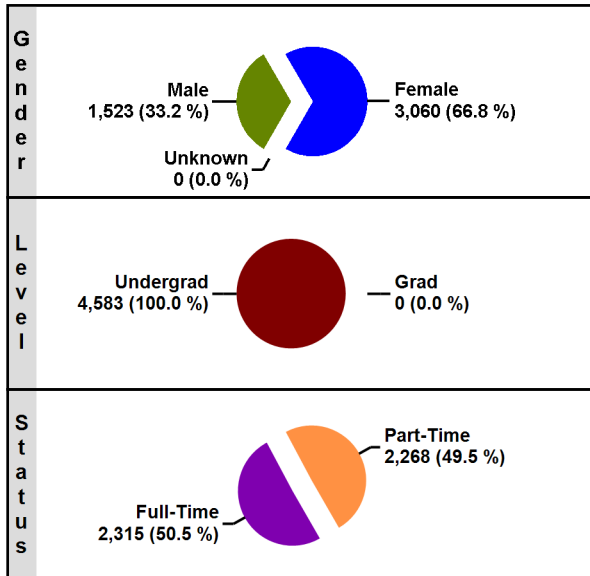
<1 Year	217
<2 Year	67
Associate	179
<4 Year	0
Baccalaureate	0
Post Baccalaureate	0
Master's	0
Post Master's	0
Doctoral	0

Retention of 1st Time Degree-Seeking Freshmen

# of Fall 2011 Cohort Students	448
Enrolled or Completed Same Inst. FA 2012	40%
Enrolled Other AL Public Inst. FA 2012	4%

Enrollment

Total Enrollment 4,583



Students Enrolled in Remedial Courses

Math Only	689
English Only	126
Math & English	275

Enrollment by Type of Tuition Paid

In-State	
Undergraduate	4,334
Graduate	0
Out-of-State	
Undergraduate	40
Graduate	0
Non-Resident Exempt, paying In-State	
Undergraduate	209
Graduate	0

Financial Aid

Received	3,349
Not Received	1,234


Migration within Alabama Public Institutions

Transfer In	153
Transfer Out	384



Fall 2012
Dothan, AL

Wallace Community College Dothan



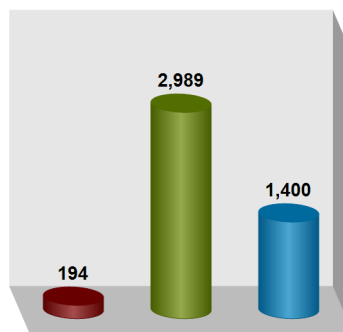
Institutional Student Profiles
Alabama Commission on Higher Education

www.ache.alabama.gov

Source: Alabama Statewide Student Database
Includes Credit Students Only

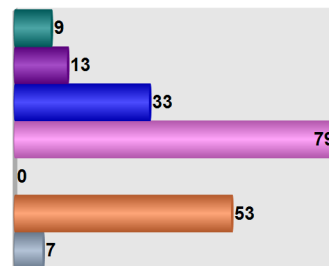
Race/Ethnicity

Race Summary



■ African Am / Non-Hispanic
■ White / Non-Hispanic
■ Other Races

Detail of Other Races



■ Native Hawaiian / Pacific Islander
■ Am Indian/Alaskan Native
■ Asian
■ Hispanic
■ NR Alien
■ Multiracial Designations
■ Unknown / Not Reported

Origins of All Students

Florida	107
Georgia	97
Mississippi	2
Tennessee	4
Other US States and Territories	31
Non-US	0
From Alabama	4,342

Top Five Alabama Counties - Undergraduate Students

Houston	40%
Dale	15%
Barbour	12%
UNKNOWN ALABAMA COUNTIES	10%
Henry	6%

Top Five Alabama Public - Feeder High Schools

# of 2011-12 H.S. Graduates Enrolled	528	
Northview	Dothan City	70
Dothan	Dothan City	57
Eufaula	Eufaula City	46
Headland	Henry County	38
Rehobeth	Houston County	38

Summary of 2011-2012 Completions

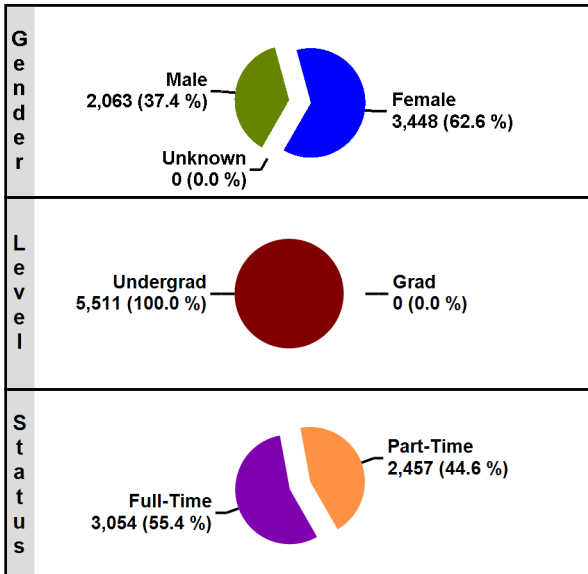
<1 Year	238
<2 Year	136
Associate	503
<4 Year	0
Baccalaureate	0
Post Baccalaureate	0
Master's	0
Post Master's	0
Doctoral	0

Retention of 1st Time Degree-Seeking Freshmen

# of Fall 2011 Cohort Students	1,216
Enrolled or Completed Same Inst. FA 2012	45%
Enrolled Other AL Public Inst. FA 2012	5%

Enrollment

Total Enrollment 5,511 Wallace State Community College Hanceville



Students Enrolled in Remedial Courses

Math Only	615
English Only	73
Math & English	189

Enrollment by Type of Tuition Paid

In-State	
Undergraduate	5,392
Graduate	0
Out-of-State	
Undergraduate	119
Graduate	0
Non-Resident Exempt, paying In-State	
Undergraduate	0
Graduate	0

Financial Aid

Received	3,814
Not Received	1,697

Migration within Alabama Public Institutions

Transfer In	250
Transfer Out	470



Fall 2012
Hanceville, AL

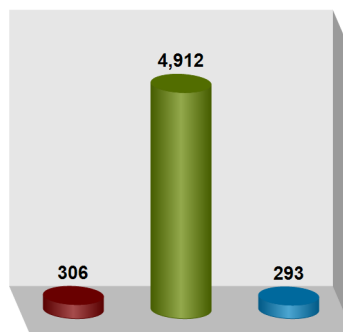


Institutional Student Profiles
Alabama Commission on Higher Education
www.ache.alabama.gov

Source: Alabama Statewide Student Database
Includes Credit Students Only

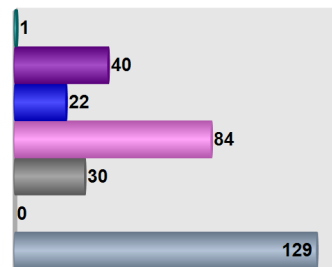
Race/Ethnicity

Race Summary



African Am / Non-Hispanic
White / Non-Hispanic
Other Races

Detail of Other Races



Native Hawaiian / Pacific Islander
Am Indian/Alaskan Native
Asian
Hispanic
NR Alien
Multiracial Designations
Unknown / Not Reported

Origins of All Students

Florida	7
Georgia	13
Mississippi	8
Tennessee	8
Other US States and Territories	26
Non-US	4
From Alabama	5,445

Top Five Alabama Counties - Undergraduate Students

Cullman	40%
Jefferson	15%
Blount	14%
Morgan	9%
Marshall	6%

Top Five Alabama Public - Feeder High Schools

# of 2011-12 H.S. Graduates Enrolled	777	
Cullman	Cullman City	72
Fairview	Cullman County	49
West Point	Cullman County	49
Hayden	Blount County	46
Mortimer Jordan	Jefferson County	38

Summary of 2011-2012 Completions

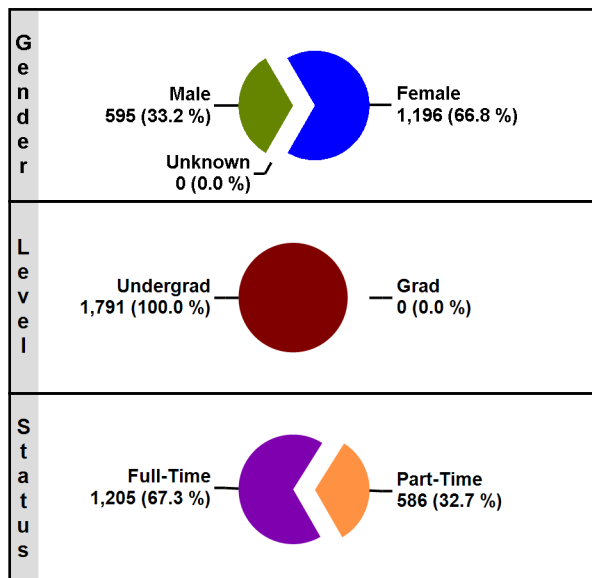
<1 Year	79
<2 Year	135
Associate	823
<4 Year	0
Baccalaureate	0
Post Baccalaureate	0
Master's	0
Post Master's	0
Doctoral	0

Retention of 1st Time Degree-Seeking Freshmen

# of Fall 2011 Cohort Students	1,047
Enrolled or Completed Same Inst. FA 2012	60%
Enrolled Other AL Public Inst. FA 2012	7%

Enrollment

Total Enrollment 1,791



Students Enrolled in Remedial Courses

Math Only	145
English Only	55
Math & English	95

Enrollment by Type of Tuition Paid

In-State	
Undergraduate	1,788
Graduate	0
Out-of-State	
Undergraduate	3
Graduate	0
Non-Resident Exempt, paying In-State	
Undergraduate	0
Graduate	0

Financial Aid

Received	1,541
Not Received	250

Migration within Alabama Public Institutions

Transfer In	97
Transfer Out	131



Fall 2012
Selma, AL

Wallace State Community College Selma

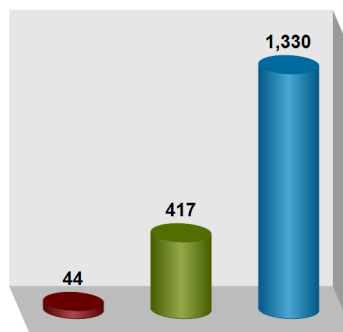


Institutional Student Profiles
Alabama Commission on Higher Education
www.ache.alabama.gov

Source: Alabama Statewide Student Database
Includes Credit Students Only

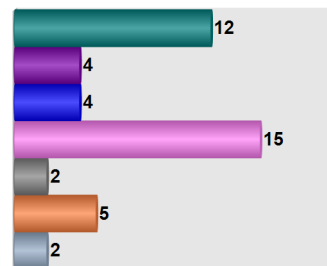
Race/Ethnicity

Race Summary



■ African Am / Non-Hispanic
■ White / Non-Hispanic
■ Other Races

Detail of Other Races



■ Native Hawaiian / Pacific Islander
■ Am Indian/Alaskan Native
■ Asian
■ Hispanic
■ NR Alien
■ Multiracial Designations
■ Unknown / Not Reported

Origins of All Students

Florida	0
Georgia	1
Mississippi	0
Tennessee	0
Other US States and Territories	20
Non-US	2
From Alabama	1,768

Top Five Alabama Counties - Undergraduate Students

Dallas	58%
Perry	8%
Autauga	6%
Montgomery	5%
Wilcox	5%

Top Five Alabama Public - Feeder High Schools

# of 2011-12 H.S. Graduates Enrolled	279	
Selma	Selma City	64
Dallas County	Dallas County	41
Southside	Dallas County	30
Keith Middle-	Dallas County	21
Marion	Perry County	15

Summary of 2011-2012 Completions

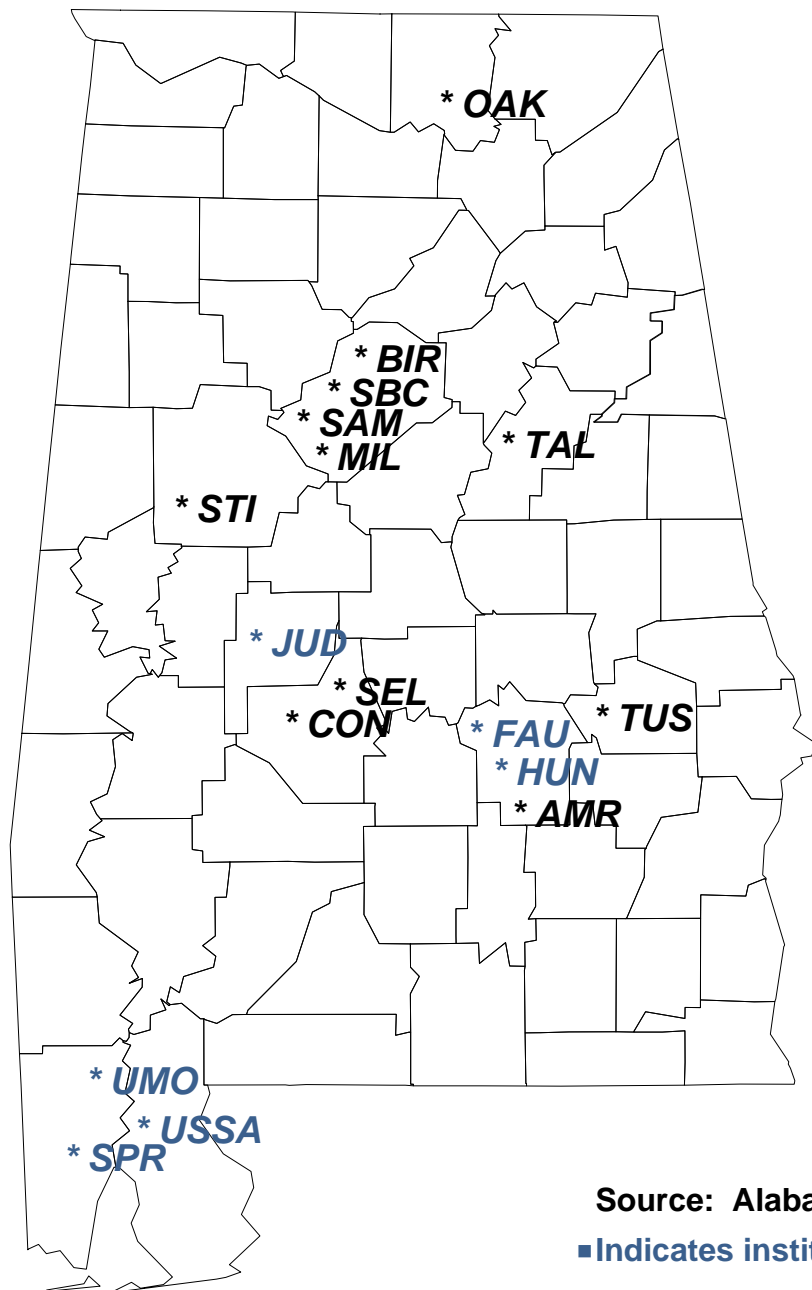
<1 Year	40
<2 Year	204
Associate	293
<4 Year	0
Baccalaureate	0
Post Baccalaureate	0
Master's	0
Post Master's	0
Doctoral	0

Retention of 1st Time Degree-Seeking Freshmen

# of Fall 2011 Cohort Students	443
Enrolled or Completed Same Inst. FA 2012	49%
Enrolled Other AL Public Inst. FA 2012	5%

ALABAMA COMMISSION ON HIGHER EDUCATION INSTITUTIONAL STUDENT PROFILES FALL 2012

NON-PROFIT INDEPENDENT INSTITUTIONS



- Amridge University (AMR)
- Birmingham-Southern College (BIR)
- Concordia College (CON)
- Faulkner University (FAU)
- Huntingdon College (HUN)
- Judson College (JUD)
- Miles College (MIL)
- Oakwood University (OAK)
- Samford University (SAM)
- Selma University (SEL)
- Southeastern Bible College (SBC)
- Spring Hill College (SPR)
- Stillman College (STI)
- Talladega College (TAL)
- Tuskegee University (TUS)
- United States Sports Academy (USSA)
- University of Mobile (UMO)

Source: Alabama Statewide Student Database

■ Indicates institutions that submitted Fall 2012 data

Alabama Independent Colleges

The Alabama Association of Independent Colleges and Universities (AAICU) promotes and protects the interests of independent higher education in Alabama and oversees scholarship fundraising efforts for students attending each of its fourteen member schools.

These 14 member colleges and universities:

- Employ almost 5,000 people
- Generate well over \$1.4 billion in economic impact each year
- Are attended by more than 24,000 students
- Provide some form of financial aid to over 92% of these students
- Offer a wide range of associate, bachelor, and graduate degree programs
- Have an articulation agreement with all the state's two year colleges that allows their students to seamlessly transfer to AAICU member colleges
- Enroll a higher percentage of "pell-grant" recipients than public four-year colleges

These 14 member colleges possess excellence in teaching and technology, low faculty-student ratios, high retention of students, and a unique, personal approach to education. These institutions teach students to master critical thinking skills, communicate effectively, gain an appreciation for the arts and humanities and a commitment to community service.

AAICU is governed by a Board of Directors, currently chaired by Dr. Andrew Westmoreland, president of Samford University. The Board is comprised of the college presidents of member institutions as well as business trustees from throughout the state. AAICU's president is Paul Hankins, and he is responsible for leading the association on a day to day basis.

Fall 2012
Montgomery, AL

Alabama Independent Colleges



Institutional Student Profiles
Alabama Commission on Higher Education
www.ache.alabama.gov
Source: Alabama Statewide Student Database
Includes Credit Students Only

Institutions and Founding Dates

 Amridge University	1967
 Birmingham Southern College	1856
 Concordia College	1922
 Faulkner University	1942
 Huntingdon College	1854
 Judson College	1838
 Miles College	1898
 Samford University	1841
 Spring Hill College	1830
 Stillman College	1876
 Talladega College	1867
 Tuskegee University	1881
 United States Sports Academy	1972
 University of Mobile	1961

General Paul Hankins, President
Alabama Association of Independent Colleges
and Universities (AAICU)



5950 Carmichael Place, Suite 213
Montgomery, AL 36117
Phone: 334-356-2200 Fax: 334-356-2202
www.aaicu.com

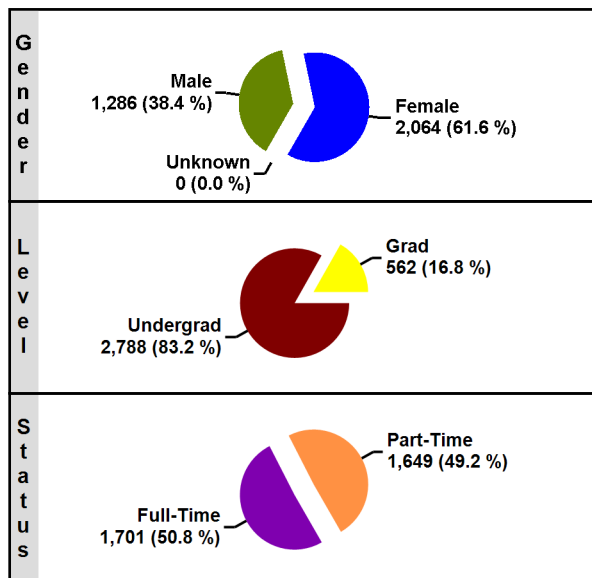
Message from General Paul Hankins

AAICU is excited to include data this year from six of Alabama's independent institutions: Faulkner University, Huntingdon College, Judson College, Spring Hill College, United States Sports Academy, and the University of Mobile. Although participation in the Alabama Statewide Student Database by our member colleges is completely voluntary, by including our data, the state is able to paint a more complete picture of its higher education capacity for potential students, businesses, and economic development prospects.

AAICU schools account for 14% of Alabama's bachelor degrees and 24% of Alabama's professional degrees while producing over \$1.4B in direct economic impact within the state. In addition, we have a formal articulation agreement with all of the two year colleges in the state's Department of Postsecondary Education -- enabling their over 16,000 students a year who go on to four year colleges the ability to transfer seamlessly to our independent colleges throughout the state. Our schools continue to support this initiative to include our data and we intend to increase the number of schools participating in the coming year.

Enrollment

Total Enrollment 3,350



Students Enrolled in Remedial Courses

Math Only	257
English Only	14
Math & English	52

Enrollment by Type of Tuition Paid

Flat-Rate Tuition 3,350

Financial Aid

Received	2,458
Not Received	892

*"I Can Soar: Developing
Intellect, Character and
Service"*



Fall 2012
Montgomery, AL

Faulkner University



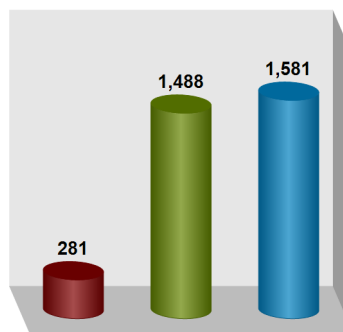
Institutional Student Profiles
Alabama Commission on Higher Education

www.ache.alabama.gov

Source: Alabama Statewide Student Database
Includes Credit Students Only

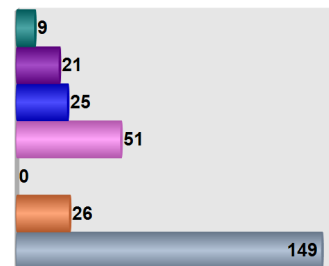
Race/Ethnicity

Race Summary



■ African Am / Non-Hispanic
■ White / Non-Hispanic
■ Other Races

Detail of Other Races



■ Native Hawaiian / Pacific Islander
■ Am Indian/Alaskan Native
■ Asian
■ Hispanic
■ NR Alien
■ Multiracial Designations
■ Unknown / Not Reported

Origins of All Students

Florida	69
Georgia	133
Mississippi	28
Tennessee	49
Other US States and Territories	210
Non-US	27
From Alabama	2,834

Top Five Alabama Counties - Undergraduate Students

Mobile	23%
Montgomery	15%
Jefferson	12%
Elmore	7%
Madison	6%

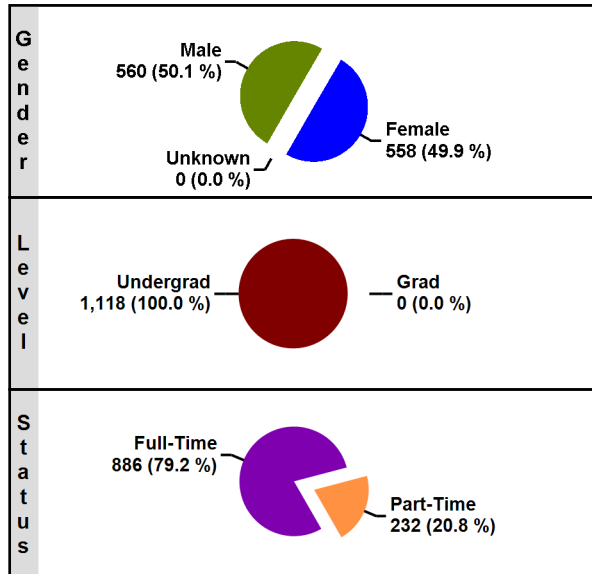
Top Five Alabama Public - Feeder High Schools

# of 2011-12 H.S. Graduates Enrolled	156	
Stanhope Elmore	Elmore County	7
Wetumpka	Elmore County	6
CF Vigor	Mobile County	5
Elmore County	Elmore County	5
Huntsville	Huntsville City	5



Enrollment

Total Enrollment 1,118



Students Enrolled in Remedial Courses

Math Only	0
English Only	0
Math & English	0

Enrollment by Type of Tuition Paid

Flat-Rate Tuition 1,118

Financial Aid

Received 1,059
Not Received 59

“Huntingdon College...is committed to nurturing growth in faith, wisdom, and service and to graduating individuals prepared to succeed in a rapidly changing world.”



Fall 2012 Montgomery, AL Huntingdon College



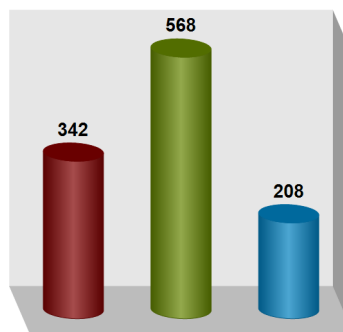
Institutional Student Profiles Alabama Commission on Higher Education

www.ache.alabama.gov

Source: Alabama Statewide Student Database
Includes Credit Students Only


Race/Ethnicity

Race Summary



■ African Am / Non-Hispanic
■ White / Non-Hispanic
■ Other Races

Detail of Other Races



■ Native Hawaiian / Pacific Islander
■ Am Indian/Alaskan Native
■ Asian
■ Hispanic
■ NR Alien
■ Multiracial Designations
■ Unknown / Not Reported

Origins of All Students

Florida	N/A
Georgia	N/A
Mississippi	N/A
Tennessee	N/A
Other US States and Territories	N/A
Non-US	N/A
From Alabama	N/A

Top Five Alabama Counties - Undergraduate Students

.....	N/A
.....	N/A
.....	N/A

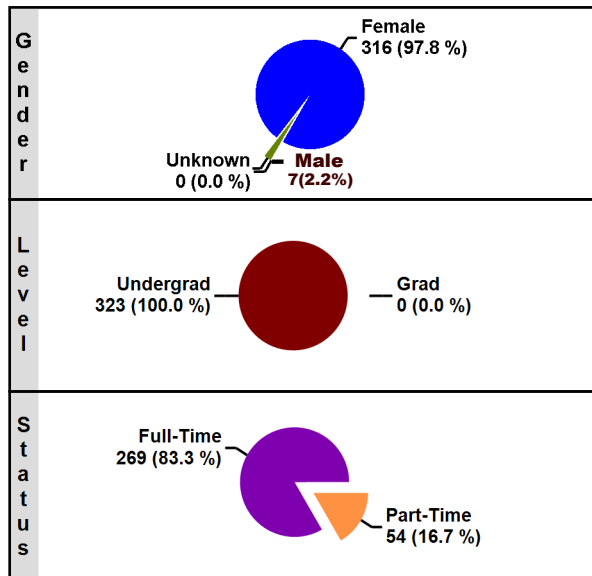
Top Five Alabama Public - Feeder High Schools

# of 2011-12 H.S. Graduates Enrolled	147	
Prattville	Autauga County	12
Stanhope Elmore	Elmore County	8
Ramsay	Birmingham City	6
Sylacauga	Sylacauga City	5
Chilton County	Chilton County	4



Enrollment

Total Enrollment 323



Students Enrolled in Remedial Courses

Math Only	0
English Only	0
Math & English	0

Enrollment by Type of Tuition Paid

Flat-Rate Tuition 323

Financial Aid

Received 312
Not Received 11

“Judson is committed to a distinctly Christian education for women with a mind for making a difference.”



Fall 2012
Marion, AL

Judson College



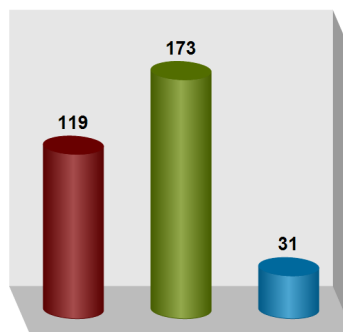
Institutional Student Profiles
Alabama Commission on Higher Education

www.ache.alabama.gov

Source: Alabama Statewide Student Database
Includes Credit Students Only


Race/Ethnicity

Race Summary



■ African Am / Non-Hispanic
■ White / Non-Hispanic
■ Other Races

Detail of Other Races



■ Native Hawaiian / Pacific Islander
■ Am Indian/Alaskan Native
■ Asian
■ Hispanic
■ NR Alien
■ Multiracial Designations
■ Unknown / Not Reported

Origins of All Students

Florida	10
Georgia	6
Mississippi	12
Tennessee	1
Other US States and Territories	27
Non-US	2
From Alabama	265

Top Five Alabama Counties - Undergraduate Students

Perry	11%
Jefferson	7%
Bibb	5%
Tuscaloosa	5%
Dallas	4%

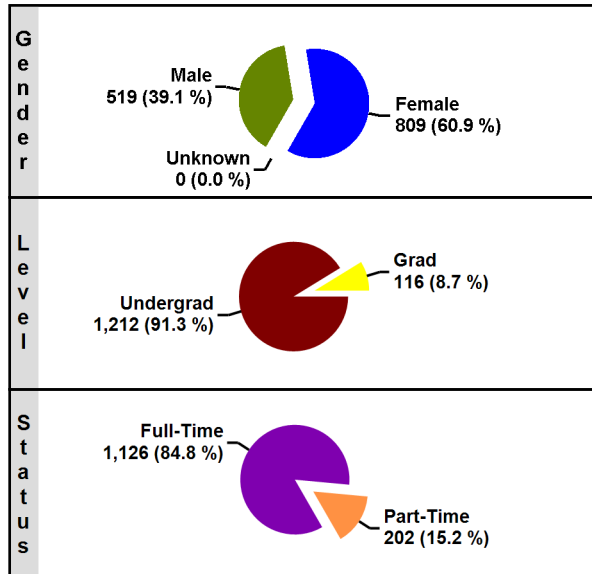
Top Five Alabama Public - Feeder High Schools

# of 2011-12 H.S. Graduates Enrolled	N/A
.....	N/A
.....	N/A
.....	N/A
.....	N/A
.....	N/A



Enrollment

Total Enrollment 1,328



Students Enrolled in Remedial Courses

Math Only	52
English Only	0
Math & English	0

Enrollment by Type of Tuition Paid

Flat-Rate Tuition	1,328
-------------------	-------

Financial Aid

Received	1,082
Not Received	246

*“Spring Hill College ...
Forming leaders engaged in
learning, faith, justice and
service for life.”*



Fall 2012
Mobile, AL

Spring Hill College



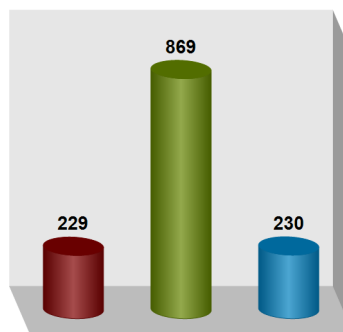
Institutional Student Profiles
Alabama Commission on Higher Education

www.ache.alabama.gov

Source: Alabama Statewide Student Database
Includes Credit Students Only

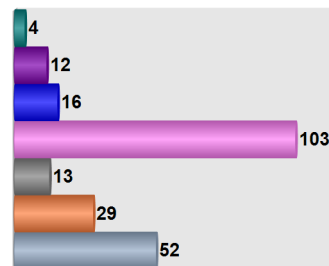
Race/Ethnicity

Race Summary



■ African Am / Non-Hispanic
■ White / Non-Hispanic
■ Other Races

Detail of Other Races



■ Native Hawaiian / Pacific Islander
■ Am Indian/Alaskan Native
■ Asian
■ Hispanic
■ NR Alien
■ Multiracial Designations
■ Unknown / Not Reported

Origins of All Students

Florida	118
Georgia	42
Mississippi	65
Tennessee	16
Other US States and Territories	490
Non-US	8
From Alabama	589

Top Five Alabama Counties - Undergraduate Students

Mobile	25%
Baldwin	7%
Jefferson	2%
UNKNOWN ALABAMA COUNTIES	1%
Shelby	1%

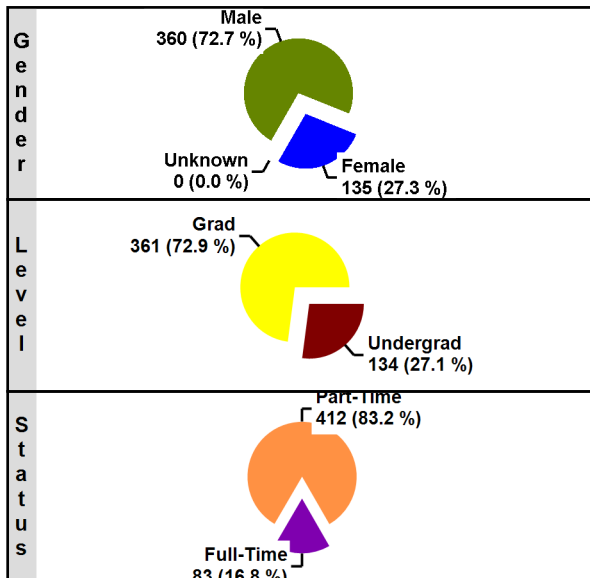
Top Five Alabama Public - Feeder High Schools

# of 2011-12 H.S. Graduates Enrolled	56	
Daphne	Baldwin County	7
John L Leflore Magnet	Mobile County	7
Baker	Mobile County	5
Murphy	Mobile County	5
Alma Bryant	Mobile County	4



Enrollment

Total Enrollment 495



Students Enrolled in Remedial Courses

Math Only	0
English Only	0
Math & English	0

Enrollment by Type of Tuition Paid

Flat-Rate Tuition 495

Financial Aid

Received	384
Not Received	111

“America’s Sports University is celebrating 40 years of excellence in sport education.”



Fall 2012
Daphne, AL

United States Sports Academy



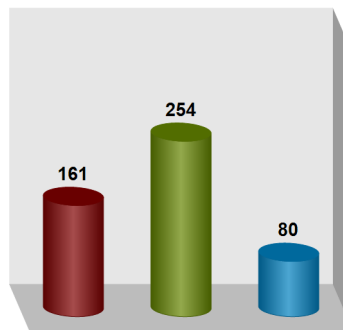
Institutional Student Profiles
Alabama Commission on Higher Education

www.ache.alabama.gov

Source: Alabama Statewide Student Database
Includes Credit Students Only

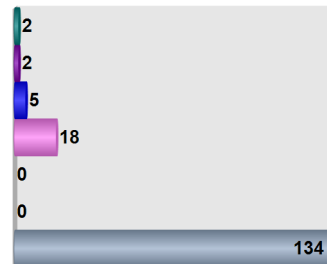
Race/Ethnicity

Race Summary



■ African Am / Non-Hispanic
■ White / Non-Hispanic
■ Other Races

Detail of Other Races



■ Native Hawaiian / Pacific Islander
■ Am Indian/Alaskan Native
■ Asian
■ Hispanic
■ NR Alien
■ Multiracial Designations
■ Unknown / Not Reported

Origins of All Students

Florida	35
Georgia	21
Mississippi	8
Tennessee	7
Other US States and Territories	375
Non-US	11
From Alabama	38

Top Five Alabama Counties - Undergraduate Students

UNKNOWN ALABAMA COUNTIES 8%

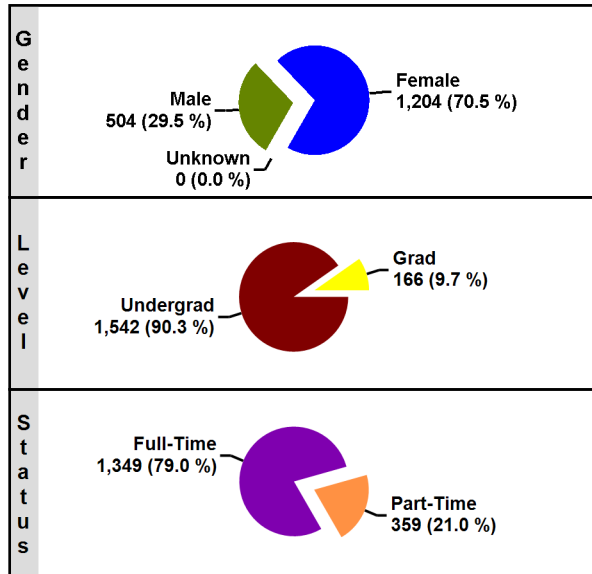
Top Five Alabama Public - Feeder High Schools

# of 2011-12 H.S. Graduates Enrolled	N/A
.....	N/A
.....	N/A
.....	N/A
.....	N/A
.....	N/A



Enrollment

Total Enrollment 1,708



Students Enrolled in Remedial Courses

Math Only	55
English Only	20
Math & English	12

Enrollment by Type of Tuition Paid

Flat-Rate Tuition	1,708
-------------------	-------

Financial Aid

Received	1,648
Not Received	60

“The University of Mobile ... is committed to providing educational programs of the highest quality to its students.”



Fall 2012
Mobile, AL

University of Mobile



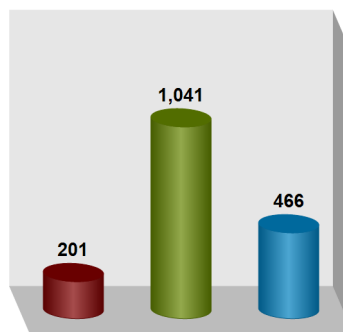
Institutional Student Profiles
Alabama Commission on Higher Education

www.ache.alabama.gov

Source: Alabama Statewide Student Database
Includes Credit Students Only

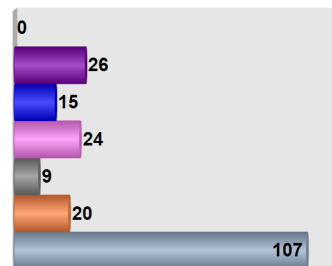
Race/Ethnicity

Race Summary



■ African Am / Non-Hispanic
■ White / Non-Hispanic
■ Other Races

Detail of Other Races



■ Native Hawaiian / Pacific Islander
■ Am Indian/Alaskan Native
■ Asian
■ Hispanic
■ NR Alien
■ Multiracial Designations
■ Unknown / Not Reported

Origins of All Students

Florida	80
Georgia	26
Mississippi	80
Tennessee	11
Other US States and Territories	77
Non-US	25
From Alabama	1,409

Top Five Alabama Counties - Undergraduate Students

Mobile	50%
Baldwin	7%
UNKNOWN ALABAMA COUNTIES	4%
Washington	2%
Jefferson	2%

Top Five Alabama Public - Feeder High Schools

# of 2011-12 H.S. Graduates Enrolled	95	
Saraland	Saraland City	13
Mary G Montgomery	Mobile County	6
Daphne	Baldwin County	5
Alma Bryant	Mobile County	4
Baker	Mobile County	4

