


INSTITUTIONAL STUDENT PROFILES FALL 2013

Over 8.5
Million
Records



ALABAMA COMMISSION ON HIGHER EDUCATION

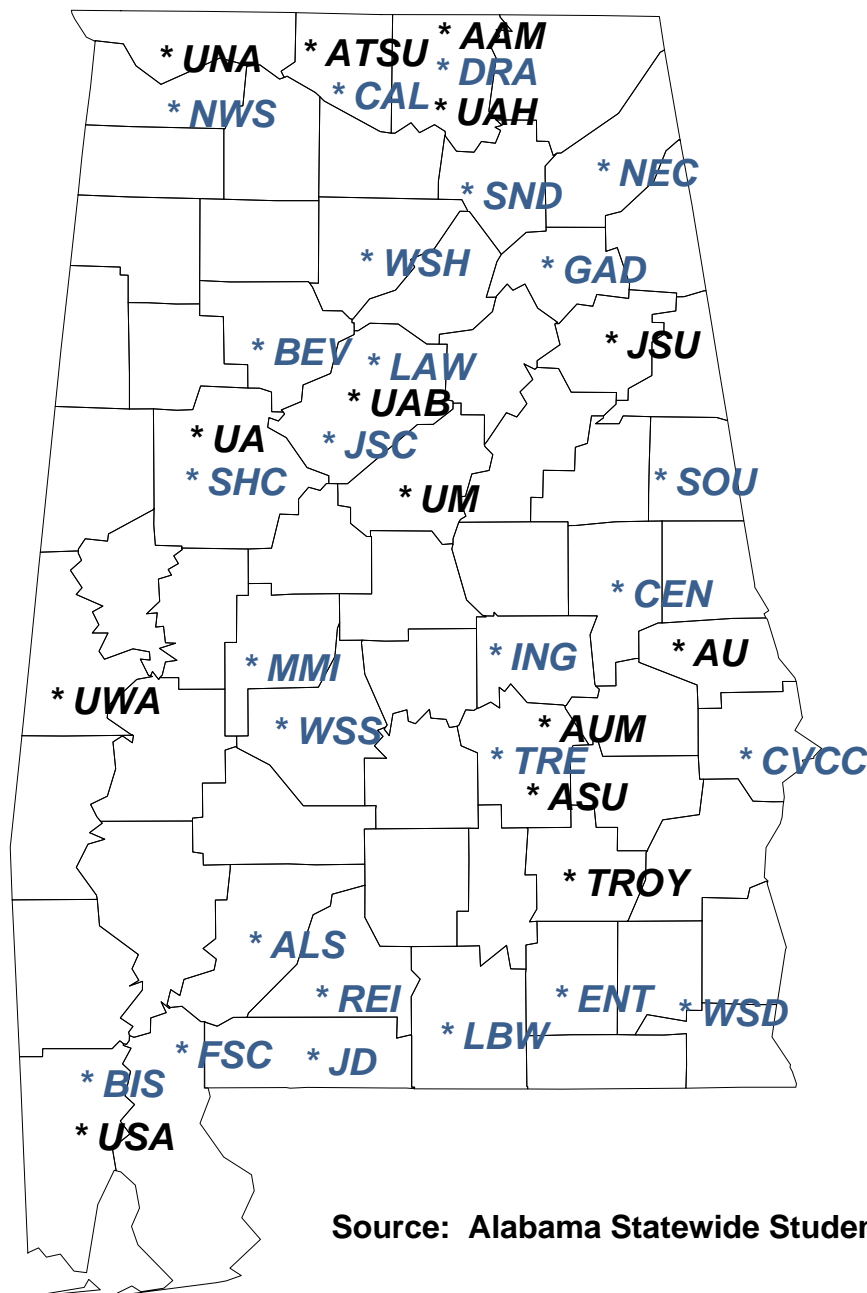
Source: Alabama Statewide Student Database

www.ache.alabama.gov/Profiles

Includes Data on some Independent Colleges

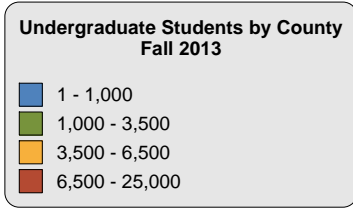
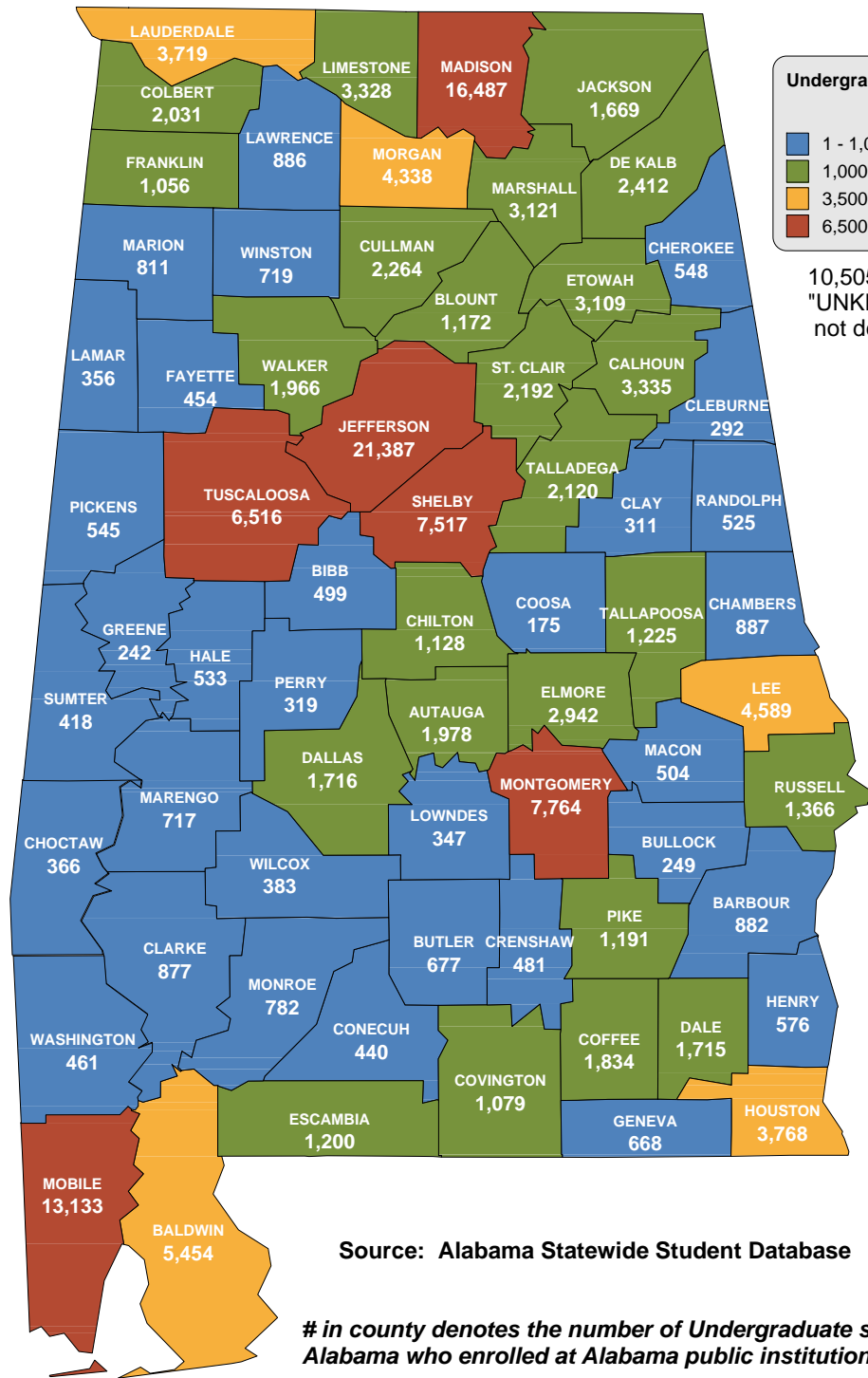
ALABAMA COMMISSION ON HIGHER EDUCATION INSTITUTIONAL STUDENT PROFILES FALL 2013

ALL PUBLIC INSTITUTIONS



Source: Alabama Statewide Student Database

- Alabama A&M University (AAM)
- Alabama State University (ASU)
- Athens State University (ATSU)
- Auburn University (AU)
- Auburn University at Montgomery (AUM)
- Jacksonville State University (JSU)
- Troy University (TROY)
- University of Alabama (UA)
- University of Alabama at Birmingham (UAB)
- University of Alabama in Huntsville (UAH)
- University of Montevallo (UM)
- University of North Alabama (UNA)
- University of South Alabama (USA)
- University of West Alabama (UWA)
- Alabama Southern Community College (ALS)
- Bevill State Community College (BEV)
- Bishop State Community College (BIS)
- Calhoun Community College (CAL)
- Central Alabama Community College (CEN)
- Chattahoochee Valley Community College (CVCC)
- Drake State Community and Technical College (DRA)
- Enterprise State Community College (ENT)
- Faulkner State Community College (FSC)
- Gadsden State Community College (GAD)
- Ingram State Technical College (ING)
- Jefferson Davis Community College (JD)
- Jefferson State Community College (JSC)
- Lawson State Community College (LAW)
- Lurleen B. Wallace Community College (LBW)
- Marion Military Institute (MMI)
- Northeast Alabama Community College (NEC)
- Northwest-Shoals Community College (NWS)
- Reid State Technical College (REI)
- Shelton State Community College (SHC)
- Snead State Community College (SND)
- Southern Union State Community College (SOU)
- Trenholm State Technical College (TRE)
- Wallace Community College Dothan (WSD)
- Wallace State Community College Hanceville (WSH)
- Wallace State Community College Selma (WSS)



10,505 students with an "UNKNOWN" county are not depicted on this map.

ALL ALABAMA PUBLIC INSTITUTIONS UNDERGRADUATE ENROLLMENT ONLY

UNDERGRADUATE STUDENTS

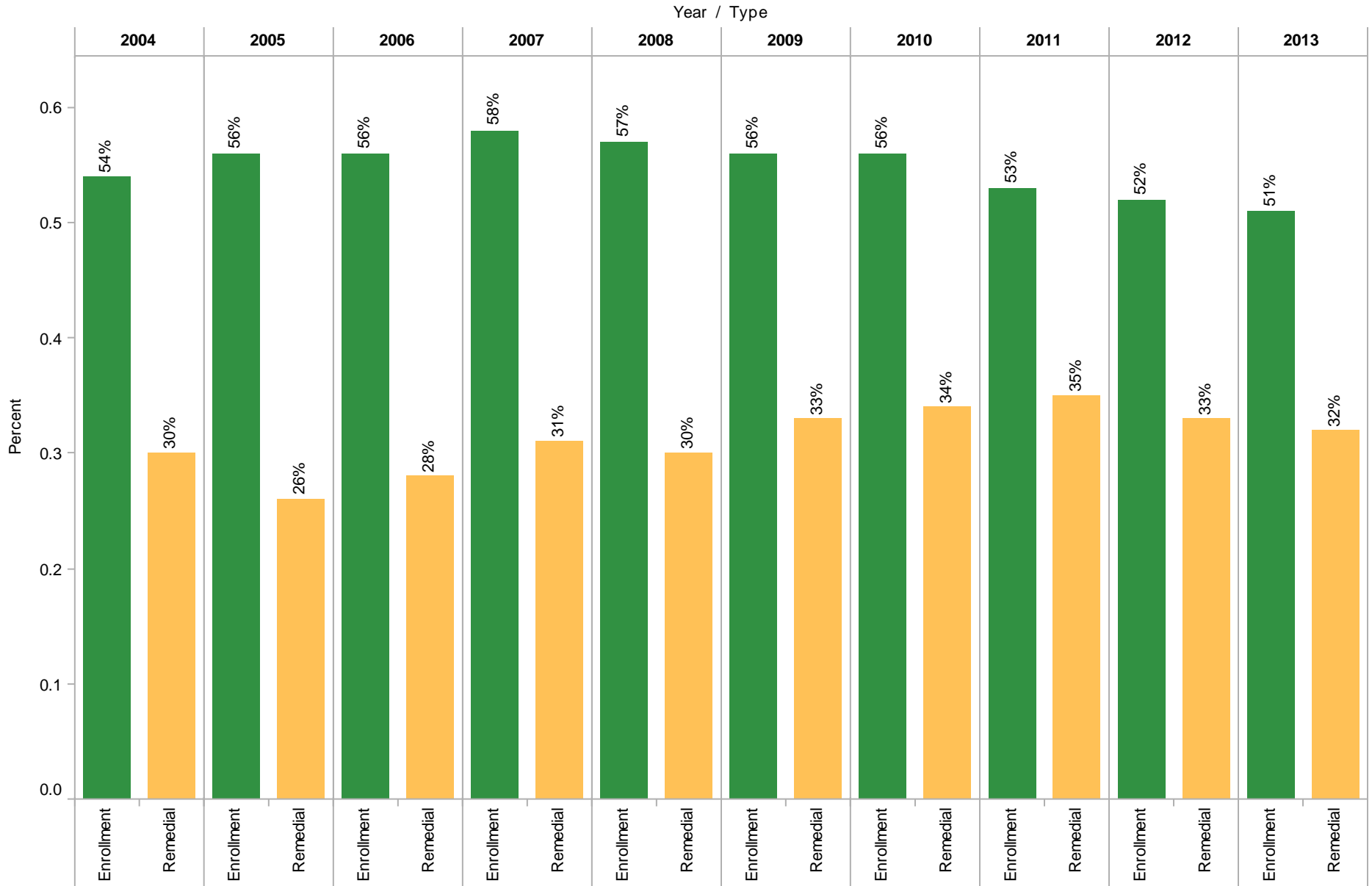
Total: 209,885
From Alabama: 169,256

Source: Alabama Statewide Student Database

in county denotes the number of Undergraduate students from Alabama who enrolled at Alabama public institutions FA 2013.

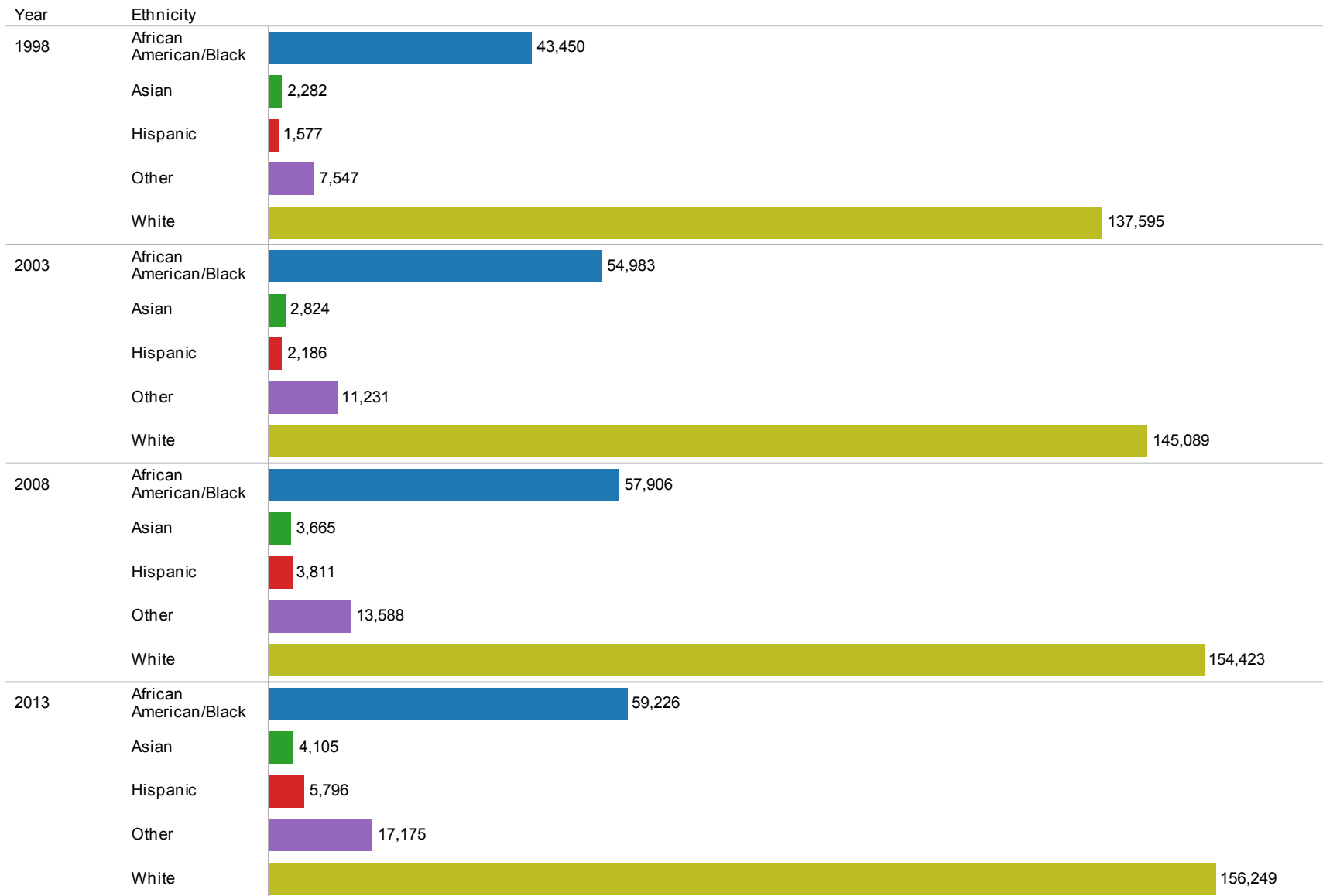


ACHE Summary of Percentage of Alabama Public High School Graduates Enrolled in Alabama Public Colleges and Universities the Fall after High School Graduation And Those Taking Remedial Math and/or Remedial English



Source: Alabama Statewide Student Database.

ACHE Fall Enrollment Summary by Year and Ethnicity for All Public Institutions



Fall enrollment increases since 1998:

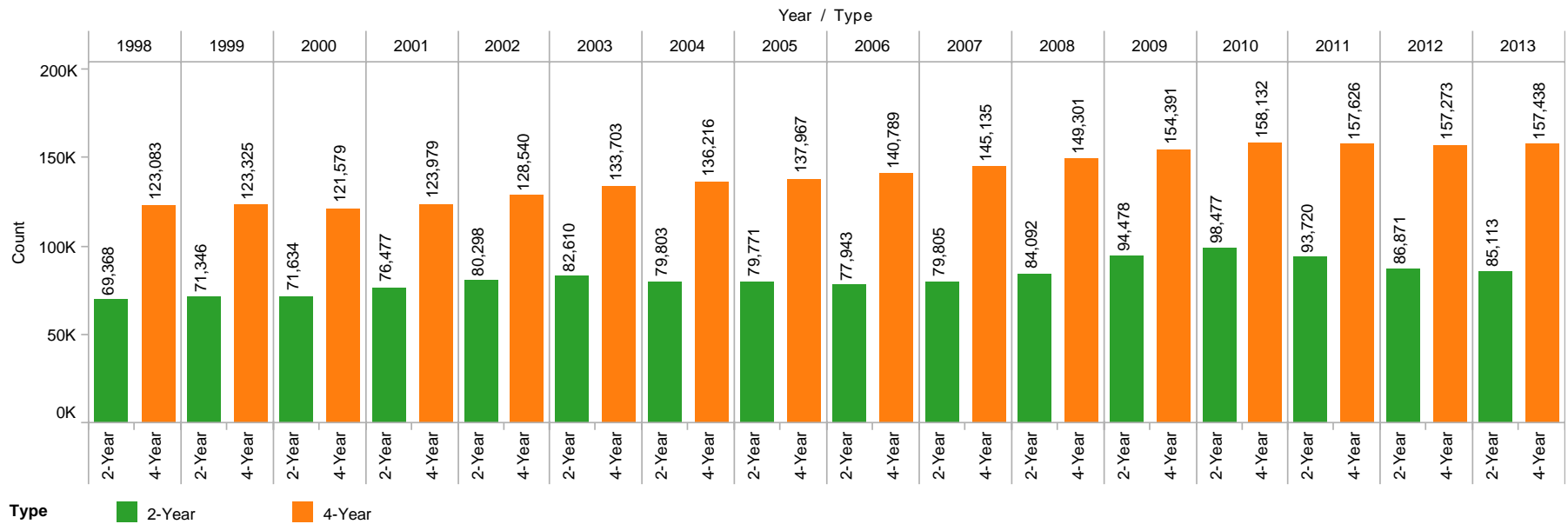
- African American - 36%**
- Asian - 80%**
- Hispanic - 268%**
- Other ethnicity - 128%**
- White - 14%**

ACHE Summary of Fall Enrollment at Alabama Public Institutions from 1998 thru 2013 by Gender and Institution Type

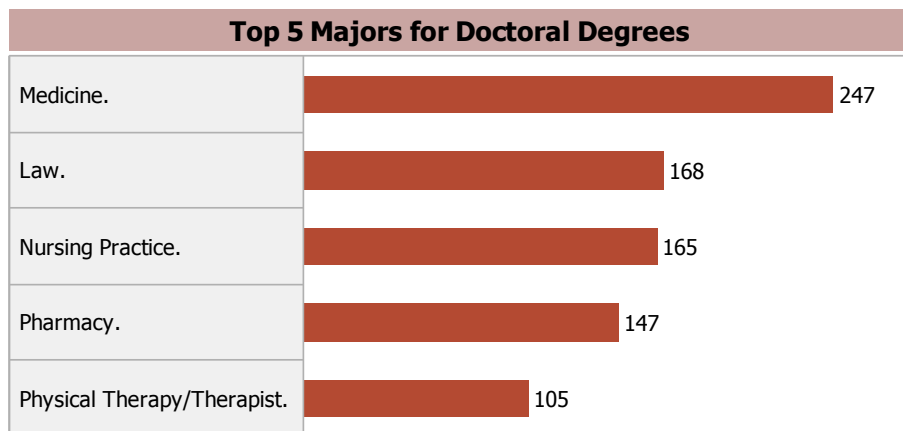
Fall Enrollment by Gender (Does not include students with 'unknown' or 'unreported' gender)




Fall Enrollment by Institution Type



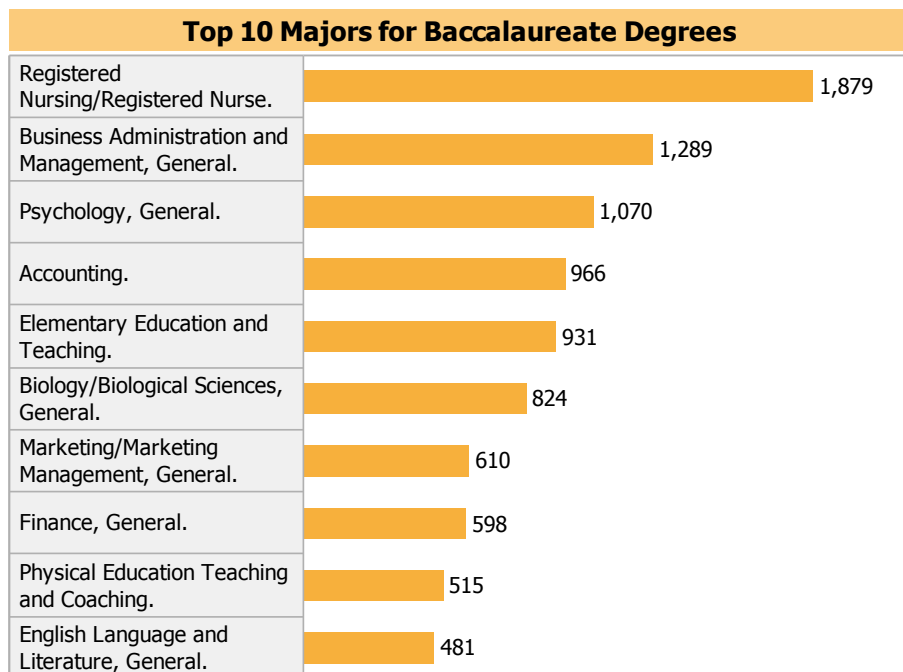
ACHE Summary of 2012-2013 Completions by Major and Level for All Public Institutions (Total Number of Completions at Alabama Public Institutions was 47,629)*



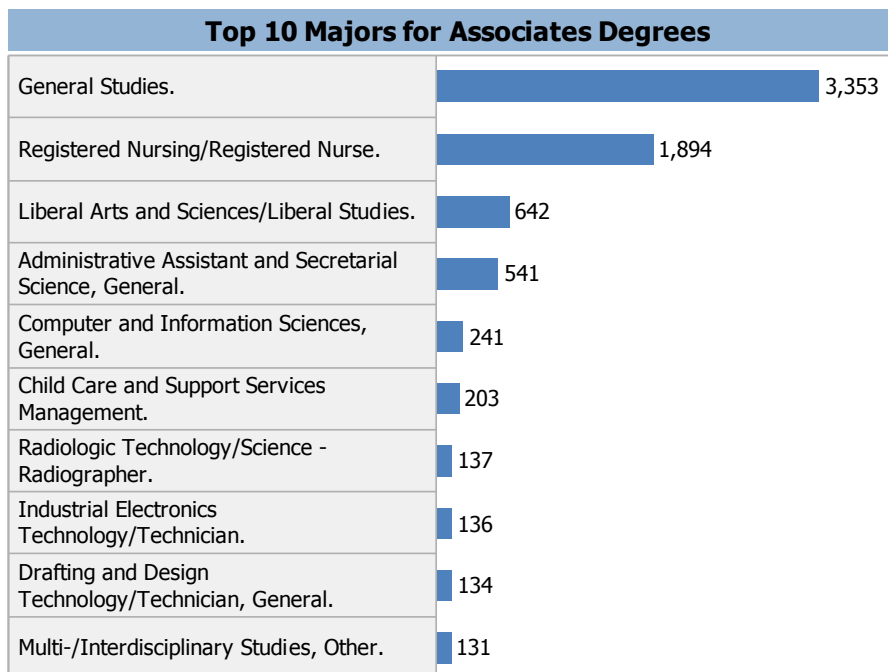
Number of doctoral degrees completed at Alabama public institutions was 1,789.



Number of masters degrees completed at Alabama public institutions was 8,278.



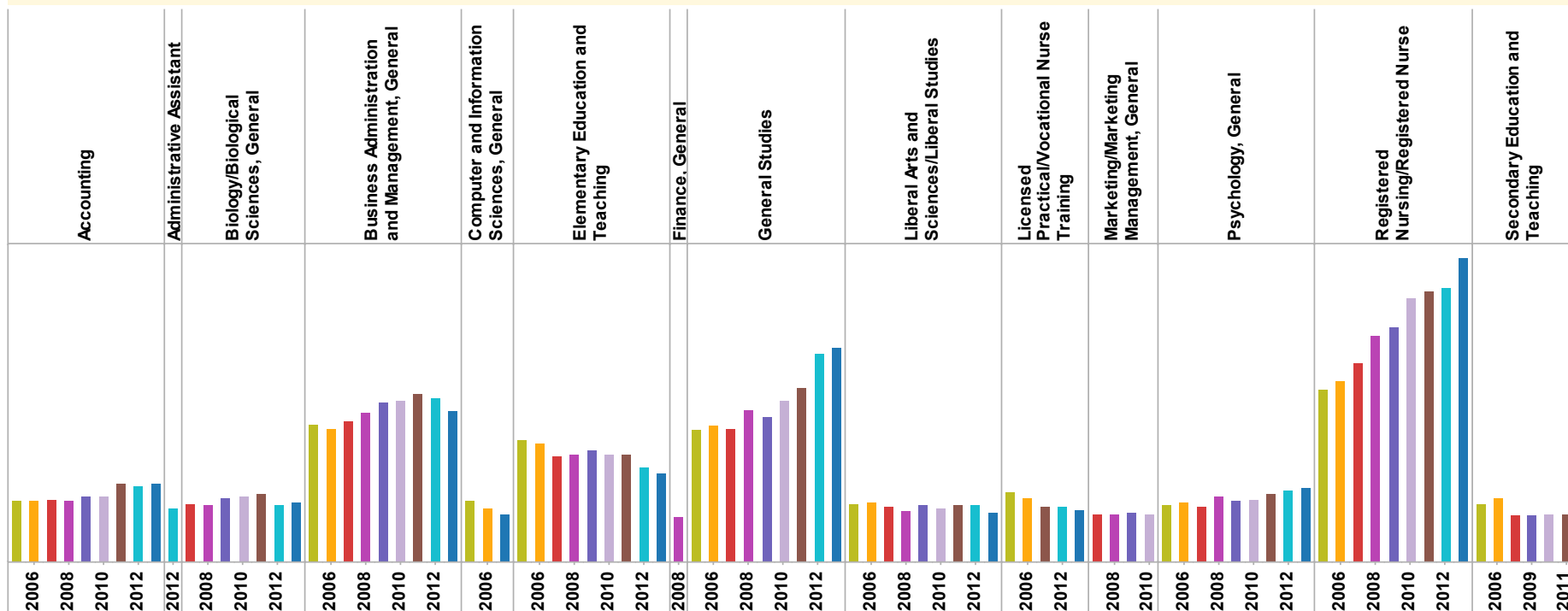
Number of baccalaureate degrees completed at Alabama public institutions was 21,748.



Number of associates degrees completed at Alabama public institutions was 9,529.

*The total number of completions includes other award levels that are not depicted in these charts.

ALABAMA COMMISSION ON HIGHER EDUCATION
Top 10 Areas of All Degrees Conferred 2005 through 2013
Alabama Public Institutions



Top 10 Areas of All Degrees Conferred

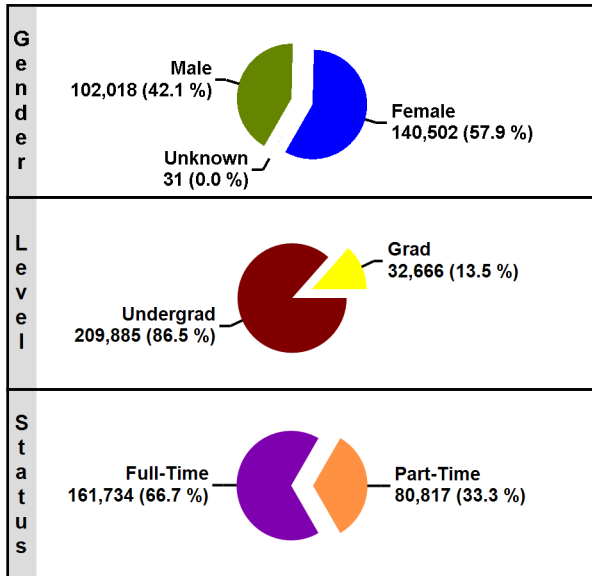
Major	2005	2006	2007	2008	2009	2010	2011	2012	2013
Accounting	953	957	979	970	1,021	1,042	1,231	1,182	1,229
Administrative Assistant								854	
Biology/Biological Sciences, General			924	888	1,004	1,037	1,070	886	932
Business Administration and Management, General	2,184	2,120	2,234	2,356	2,514	2,548	2,652	2,585	2,392
Computer and Information Sciences, General	960	841							747
Elementary Education and Teaching	1,915	1,869	1,663	1,692	1,764	1,692	1,698	1,482	1,396
Finance, General				716					
General Studies	2,085	2,146	2,102	2,413	2,297	2,542	2,745	3,295	3,385
Liberal Arts and Sciences/Liberal Studies	926	932	867	806	883	859	885	901	774
Licensed Practical/Vocational Nurse Training	1,095	1,011					863	861	824
Marketing/Marketing Management, General			758	747	785	756			
Psychology, General	887	933	863	1,041	967	989	1,079	1,123	1,161
Registered Nursing/Registered Nurse	2,724	2,859	3,136	3,578	3,715	4,175	4,281	4,332	4,804
Secondary Education and Teaching	915	1,013	744		734	749	766		

Notes: (1.) A blank space indicates item was not in Top 10 for the specified year. (2.) Includes all levels of completions. (3.) There was a fluctuation of Top 10 Areas of Degrees Conferred over the 9-year time span with a total of 14 areas identified; all areas were not in Top 10 each year.

Source: Alabama Statewide Student Database.

Enrollment

Total Enrollment 242,551



Students Enrolled in Remedial Courses

Math Only	12,119
English Only	3,653
Math & English	5,483

Enrollment by Type of Tuition Paid

Type	Undergraduate	Graduate
In-State	174,051	18,254
Out-of-State	27,073	6,135
Non-Resident Exempt, paying In-State	6,455	2,761
Consortium	65	176
Distance Education	2,241	5,340

Financial Aid

Received	165,054
Not Received	77,497

Migration within Alabama Public Institutions

Transfer In	10,701
Transfer Out	10,701



Fall 2013
ALABAMA

ALL PUBLIC INSTITUTIONS



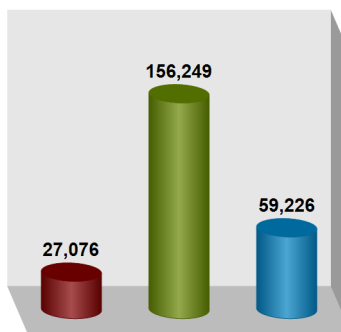
Institutional Student Profiles Alabama Commission on Higher Education

www.ache.alabama.gov

Source: Alabama Statewide Student Database
Includes Credit Students Only

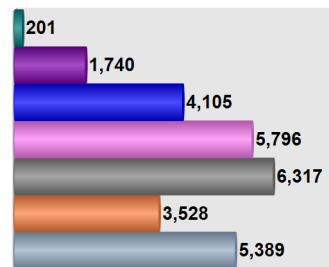
Race/Ethnicity

Race Summary



■ African Am / Non-Hispanic
■ White / Non-Hispanic
■ Other Races

Detail of Other Races



■ Native Hawaiian / Pacific Islander
■ Am Indian/Alaskan Native
■ Asian
■ Hispanic
■ NR Alien
■ Multiracial Designations
■ Unknown / Not Reported

Origins of All Students

Florida	5,902
Georgia	10,286
Mississippi	3,758
Tennessee	3,981
Other US States and Territories	23,486
Non-US	6,043
From Alabama	189,095

Top Five Alabama Counties - Undergraduate Students

Jefferson	10%
Madison	8%
Mobile	6%
UNKNOWN ALABAMA COUNTIES	5%
Montgomery	4%

Top Five Alabama Public - Feeder High Schools

# of 2012-13 H.S. Graduates Enrolled	City	Count
22,872	Madison City	428
	Hoover City	363
	Madison County	334
	Vestavia Hills City	312
	Auburn City	264

Summary of 2012-2013 Completions

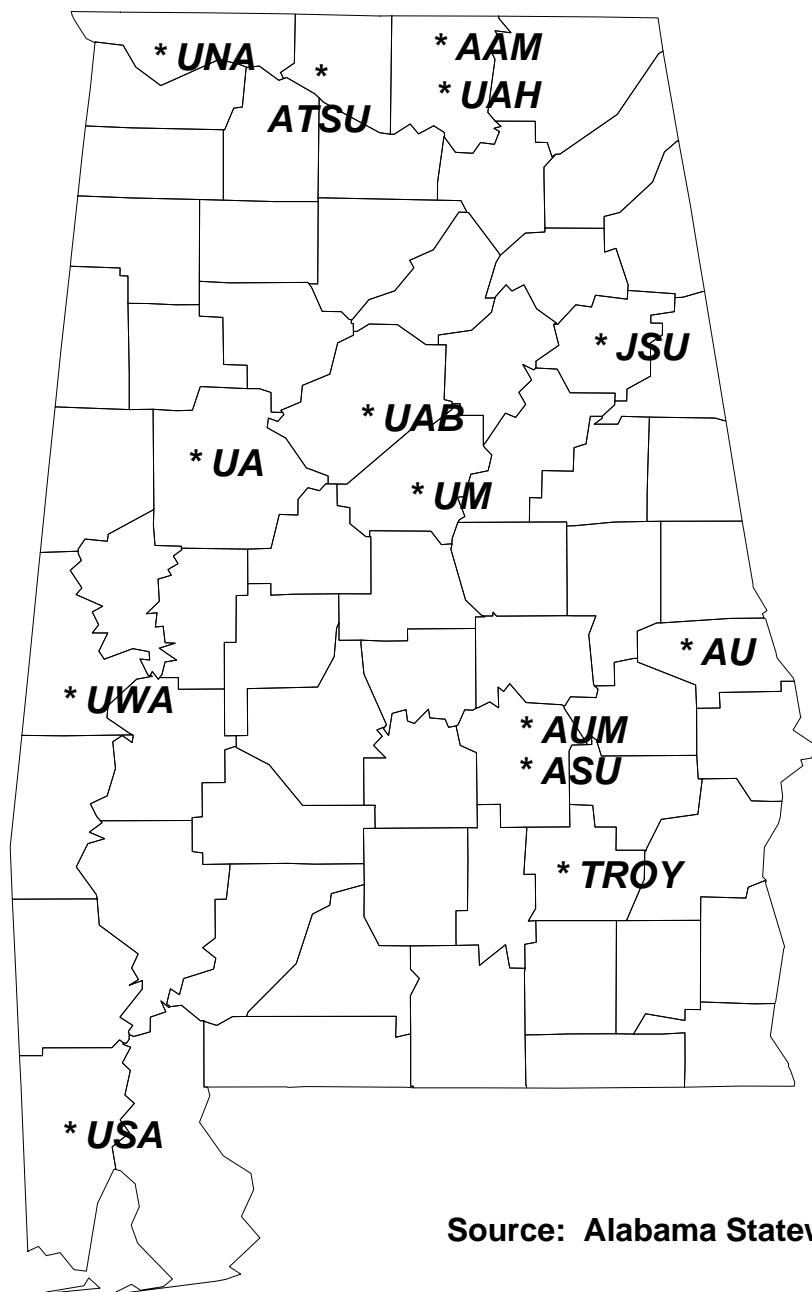
<1 Year	3,193
<2 Year	2,435
Associate	9,529
<4 Year	25
Baccalaureate	21,748
Post Baccalaureate	111
Master's	8,278
Post Master's	521
Doctoral	1,789

Retention of 1st Time Degree-Seeking Freshmen

# of Fall 2012 Cohort Students	42,309
Enrolled or Completed Same Inst. FA 2013	65%
Enrolled Other AL Public Inst. FA 2013	6%

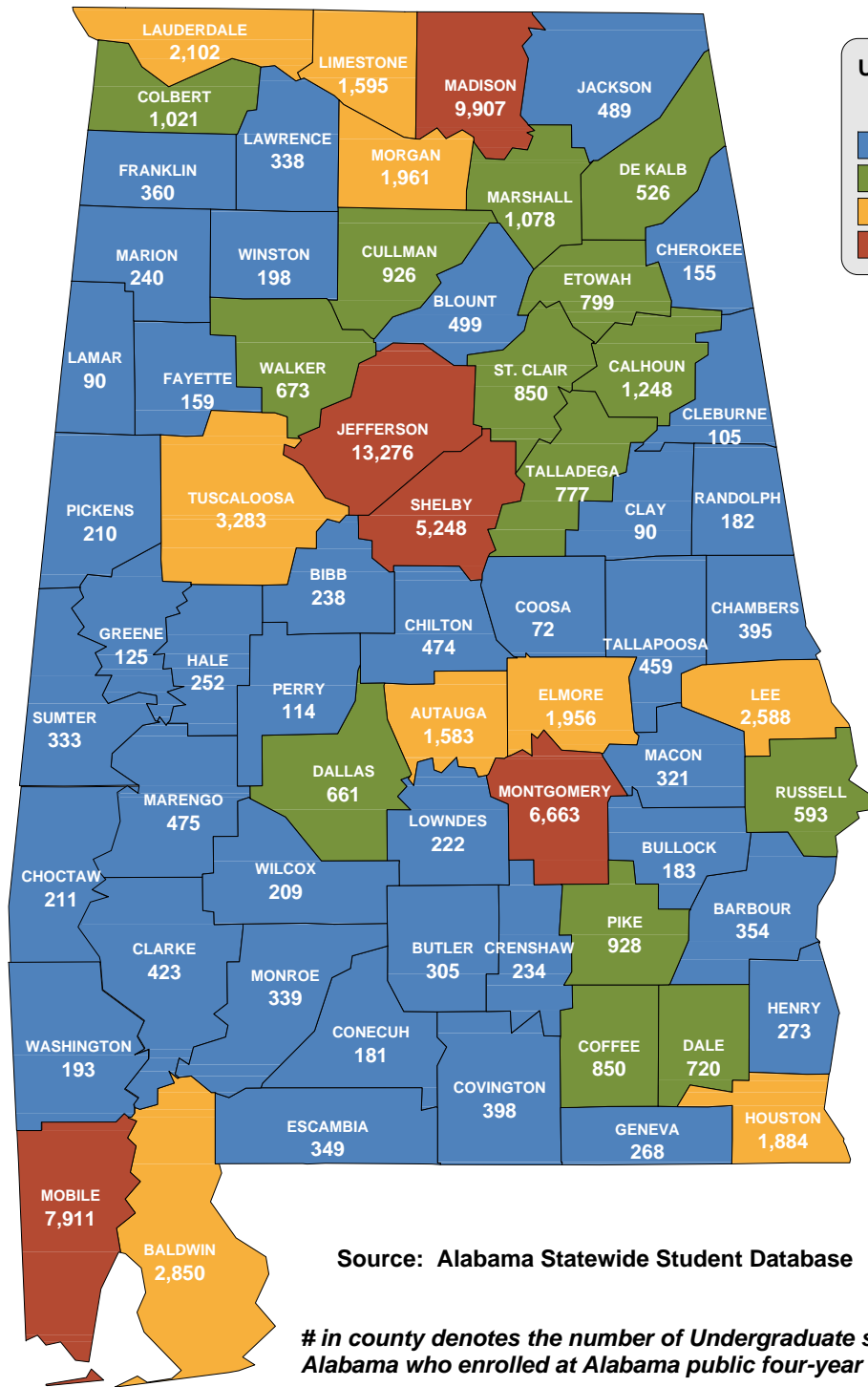
ALABAMA COMMISSION ON HIGHER EDUCATION INSTITUTIONAL STUDENT PROFILES FALL 2013

ALL PUBLIC 4-YEAR INSTITUTIONS



- Alabama A&M University (AAM)
- Alabama State University (ASU)
- Athens State University (ATSU)
- Auburn University (AU)
- Auburn University at Montgomery (AUM)
- Jacksonville State University (JSU)
- Troy University (TROY)
- University of Alabama (UA)
- University of Alabama at Birmingham (UAB)
- University of Alabama in Huntsville (UAH)
- University of Montevallo (UM)
- University of North Alabama (UNA)
- University of South Alabama (USA)
- University of West Alabama (UWA)

Source: Alabama Statewide Student Database



**Undergraduate Students by County
Fall 2013**

- 1 - 500
- 500 - 1,500
- 1,500 - 4,000
- 4,000 - 14,000

6,712 students with an "UNKNOWN" county are not depicted on this map.

ALL ALABAMA PUBLIC 4-YEAR INSTITUTIONS

UNDERGRADUATE ENROLLMENT ONLY

UNDERGRADUATE STUDENTS

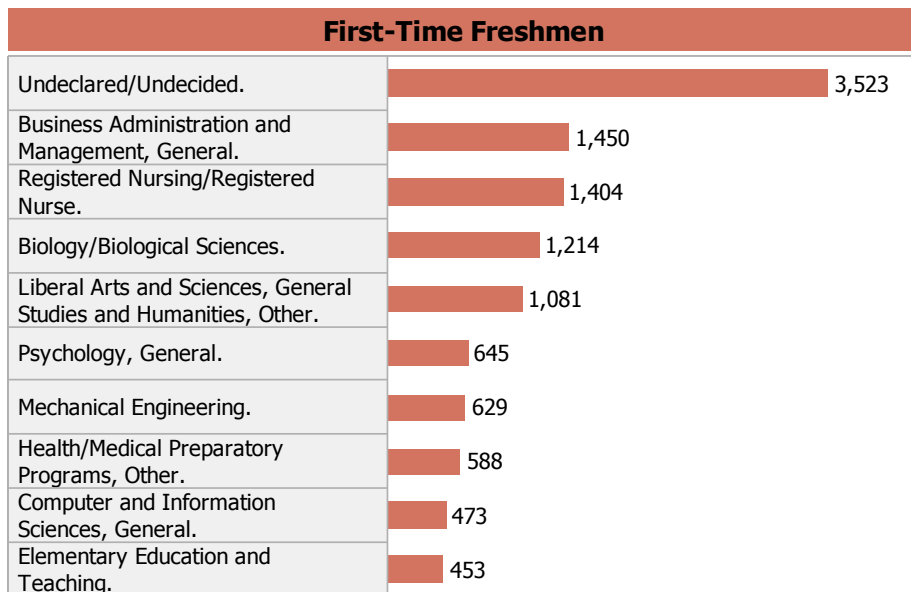
Total: 124,772
From Alabama: 91,684

Source: Alabama Statewide Student Database

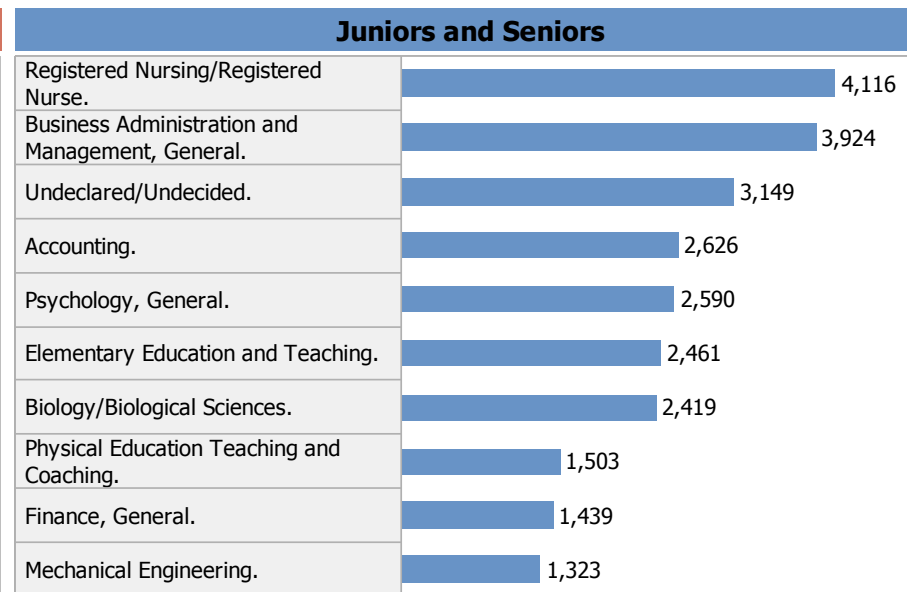
in county denotes the number of Undergraduate students from Alabama who enrolled at Alabama public four-year institutions FA 2013.




ACHE Summary of Top 10 Majors of Students Enrolled Fall 2013 at 4YR Public Institutions (Total Number of Students at Alabama Public 4YR Institutions was 157,438)



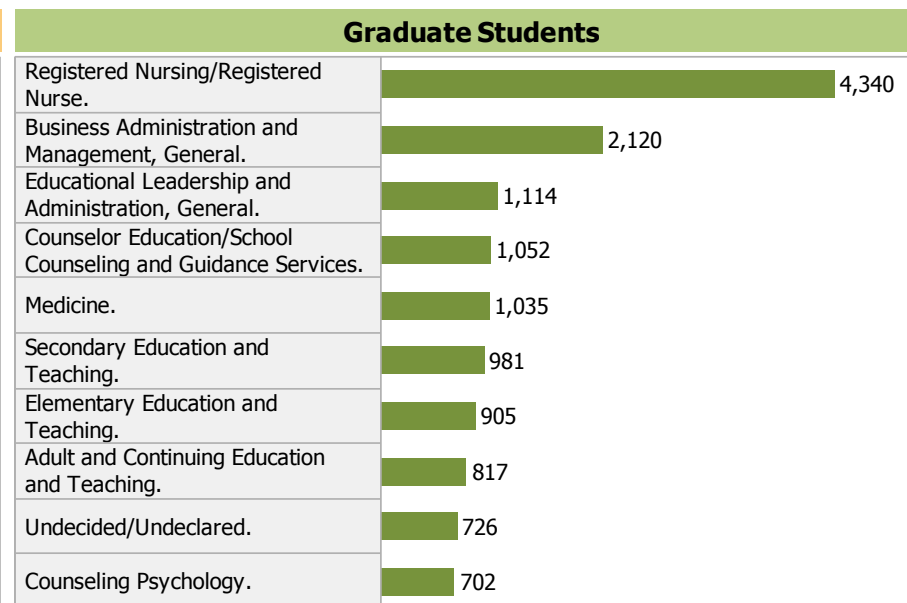
Number of first-time freshmen enrolled at Alabama public 4YR institutions was 21,501.



Number of juniors and seniors enrolled at Alabama public 4YR institutions was 61,359.

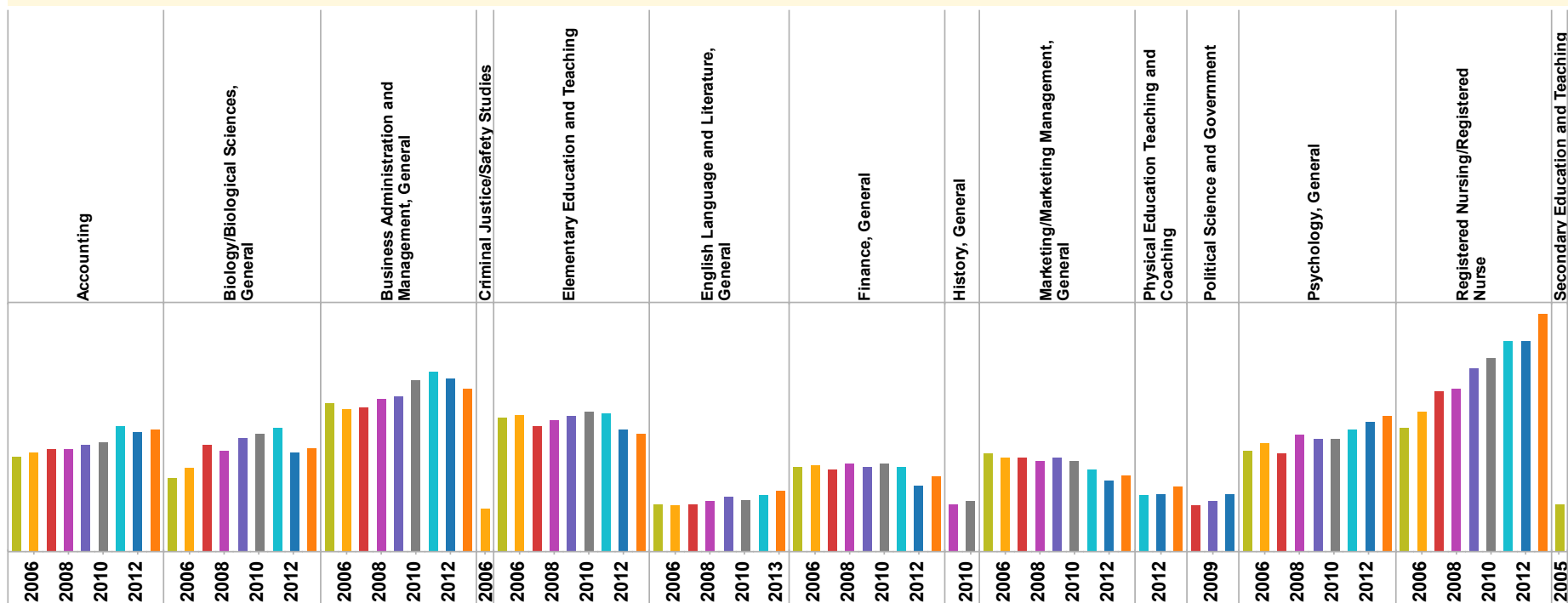


Number of undergraduate transfers enrolled at Alabama public 4YR institutions was 9,466.



Number of graduate students enrolled at Alabama public 4YR institutions was 32,666.

ALABAMA COMMISSION ON HIGHER EDUCATION
Top Areas of Baccalaureate Degrees Conferred 2005 through 2013
Alabama Public Institutions



Top Areas of Baccalaureate Degrees Conferred

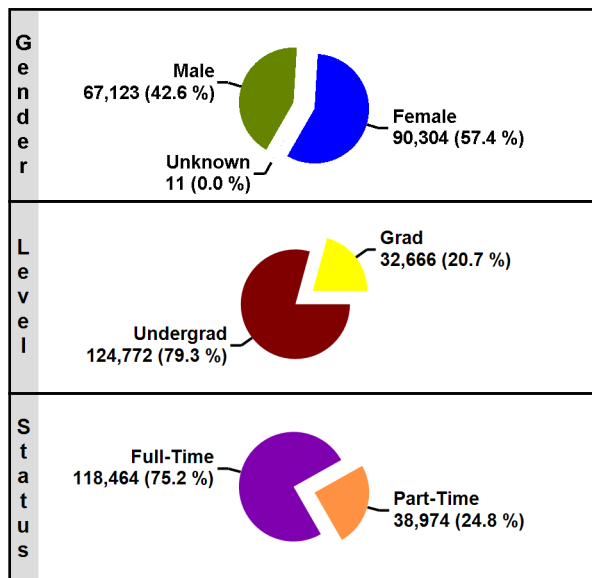
Major	2005	2006	2007	2008	2009	2010	2011	2012	2013
Accounting	749	792	806	815	846	872	989	947	966
Biology/Biological Sciences, General	576	656	841	800	898	935	977	787	824
Business Administration and Management, General	1,180	1,131	1,143	1,204	1,230	1,358	1,425	1,373	1,289
Criminal Justice/Safety Studies		347							
Elementary Education and Teaching	1,063	1,085	989	1,036	1,075	1,111	1,100	965	931
English Language and Literature, General	371	370	374	395	432	406	440		481
Finance, General	678	681	650	698	673	691	669	527	598
History, General				377		400			
Marketing/Marketing Management, General	778	745	736	720	744	718	652	560	610
Physical Education Teaching and Coaching							443	459	515
Political Science and Government			362		397			455	
Psychology, General	801	851	771	928	893	891	964	1,026	1,070
Registered Nursing/Registered Nurse	984	1,107	1,271	1,283	1,447	1,527	1,667	1,660	1,879
Secondary Education and Teaching	373								

Notes: (1.) A blank space indicates item was not in Top 10 for the specified year. (2.) Includes only Baccalaureate levels of completions. (3.) There was a fluctuation of Top 10 Areas of Baccalaureate Degrees Conferred over the 9-year time span with a total of 14 areas identified; all areas were not in Top 10 each year.

Source: Alabama Statewide Student Database.

Enrollment

Total Enrollment 157,438



Students Enrolled in Remedial Courses

Math Only	3,351
English Only	957
Math & English	684

Enrollment by Type of Tuition Paid

Type	Undergraduate	Graduate
In-State	92,533	18,254
Out-of-State	25,389	6,135
Non-Resident Exempt, paying In-State	4,544	2,761
Consortium	65	176
Distance Education	2,241	5,340

Financial Aid

Received	106,954
Not Received	50,484

Migration within Alabama Public Institutions

Transfer In	6,685
Transfer Out	3,118



Fall 2013
ALABAMA

Four-Year Public Institutions



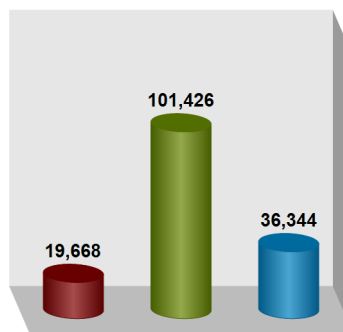
Institutional Student Profiles
Alabama Commission on Higher Education

www.ache.alabama.gov

Source: Alabama Statewide Student Database
Includes Credit Students Only

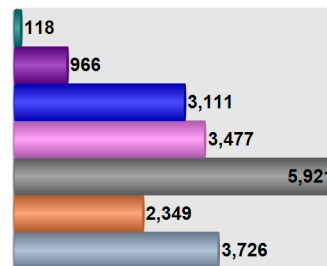
Race/Ethnicity

Race Summary



■ African Am / Non-Hispanic
■ White / Non-Hispanic
■ Other Races

Detail of Other Races



■ Native Hawaiian / Pacific Islander
■ Am Indian/Alaskan Native
■ Asian
■ Hispanic
■ NR Alien
■ Multiracial Designations
■ Unknown / Not Reported

Origins of All Students

Florida	5,269
Georgia	8,899
Mississippi	3,486
Tennessee	3,619
Other US States and Territories	19,011
Non-US	5,631
From Alabama	111,523

Top Five Alabama Counties - Undergraduate Students

Jefferson	11%
Madison	8%
Mobile	6%
UNKNOWN ALABAMA COUNTIES	5%
Montgomery	5%

Top Five Alabama Public - Feeder High Schools

# of 2012-13 H.S. Graduates Enrolled		11,123
Bob Jones	Madison City	311
Vestavia Hills	Vestavia Hills City	290
Hoover	Hoover City	289
Sparkman	Madison County	225
Oak Mountain	Shelby County	215

Summary of 2012-2013 Completions

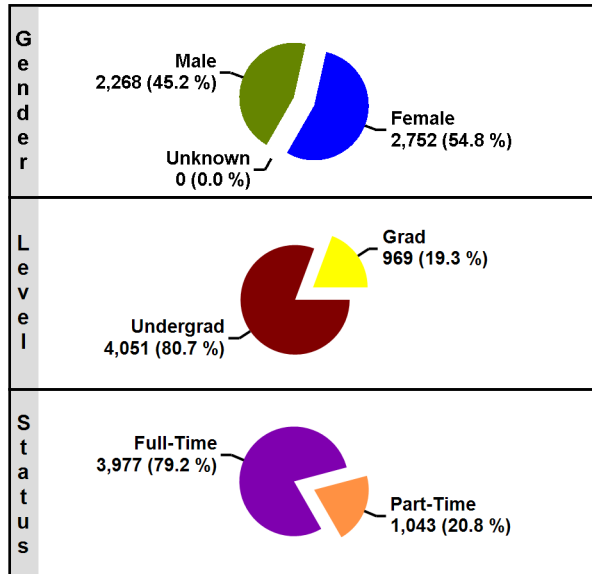
<1 Year	127
<2 Year	55
Associate	263
<4 Year	25
Baccalaureate	21,748
Post Baccalaureate	111
Master's	8,278
Post Master's	521
Doctoral	1,789

Retention of 1st Time Degree-Seeking Freshmen

# of Fall 2012 Cohort Students	22,750
Enrolled or Completed Same Inst. FA 2013	76%
Enrolled Other AL Public Inst. FA 2013	6%

Enrollment

Total Enrollment 5,020



Students Enrolled in Remedial Courses

Math Only	181
English Only	144
Math & English	73

Enrollment by Type of Tuition Paid

Type	Undergraduate	Graduate
In-State	2,971	863
Out-of-State	1,074	103
Non-Resident Exempt, paying In-State	6	3
Consortium	0	0
Distance Education	0	0

Financial Aid

Received	4,635
Not Received	385

Migration within Alabama Public Institutions

Transfer In	4
Transfer Out	127



Fall 2013
Normal, AL

Alabama A&M University



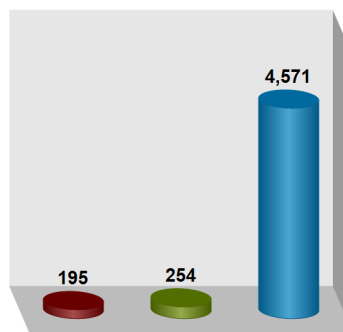
Institutional Student Profiles
Alabama Commission on Higher Education

www.ache.alabama.gov

Source: Alabama Statewide Student Database
Includes Credit Students Only

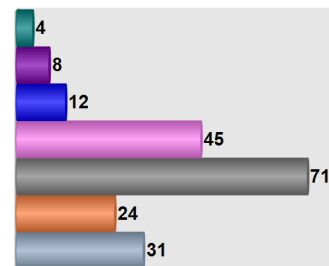
Race/Ethnicity

Race Summary



■ African Am / Non-Hispanic
■ White / Non-Hispanic
■ Other Races

Detail of Other Races



■ Native Hawaiian / Pacific Islander
■ Am Indian/Alaskan Native
■ Asian
■ Hispanic
■ NR Alien
■ Multiracial Designations
■ Unknown / Not Reported

Origins of All Students

Florida	44
Georgia	277
Mississippi	28
Tennessee	92
Other US States and Territories	556
Non-US	190
From Alabama	3,833

Top Five Alabama Counties - Undergraduate Students

Madison	23%
UNKNOWN ALABAMA COUNTIES	19%
Jefferson	10%
Mobile	4%
Montgomery	2%

Top Five Alabama Public - Feeder High Schools

# of 2012-13 H.S. Graduates Enrolled	605	
Sparkman	Madison County	21
John L Leflore Magnet	Mobile County	19
Lee	Huntsville City	18
Central	Phenix City	17
Center Point	Jefferson County	14

Summary of 2012-2013 Completions

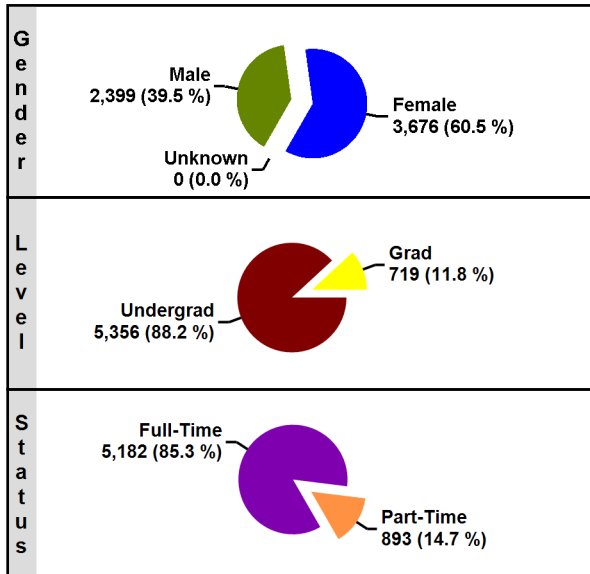
<1 Year	0
<2 Year	0
Associate	0
<4 Year	0
Baccalaureate	604
Post Baccalaureate	0
Master's	213
Post Master's	9
Doctoral	8

Retention of 1st Time Degree-Seeking Freshmen

# of Fall 2012 Cohort Students	825
Enrolled or Completed Same Inst. FA 2013	63%
Enrolled Other AL Public Inst. FA 2013	5%

Enrollment

Total Enrollment 6,075



Students Enrolled in Remedial Courses

Math Only	267
English Only	233
Math & English	163

Enrollment by Type of Tuition Paid

Type	Undergraduate	Graduate
In-State	3,719	615
Out-of-State	1,637	98
Non-Resident Exempt, paying In-State	0	6
Consortium	0	0
Distance Education	0	0

Financial Aid

Received	5,534
Not Received	541

Migration within Alabama Public Institutions

Transfer In	0
Transfer Out	162

Fall 2013
Montgomery, AL

Alabama State University



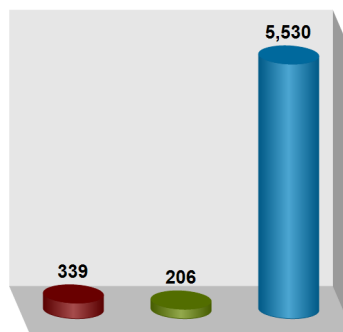
Institutional Student Profiles
Alabama Commission on Higher Education

www.ache.alabama.gov

Source: Alabama Statewide Student Database
Includes Credit Students Only

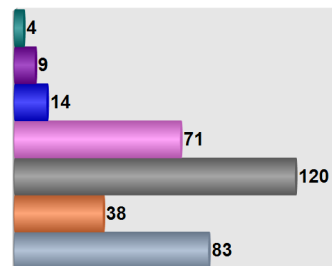
Race/Ethnicity

Race Summary



■ African Am / Non-Hispanic
■ White / Non-Hispanic
■ Other Races

Detail of Other Races



■ Native Hawaiian / Pacific Islander
■ Am Indian/Alaskan Native
■ Asian
■ Hispanic
■ NR Alien
■ Multiracial Designations
■ Unknown / Not Reported

Origins of All Students

Florida	193
Georgia	640
Mississippi	32
Tennessee	23
Other US States and Territories	852
Non-US	1
From Alabama	4,334

Top Five Alabama Counties - Undergraduate Students

Montgomery	26%
Jefferson	10%
Mobile	5%
Dallas	2%
Elmore	2%

Top Five Alabama Public - Feeder High Schools

# of 2012-13 H.S. Graduates Enrolled	720	
Jefferson Davis	Montgomery County	68
Lee	Montgomery County	43
Carver Senior	Montgomery County	37
Lanier Senior	Montgomery County	24
Booker T Washington	Macon County	21

Summary of 2012-2013 Completions

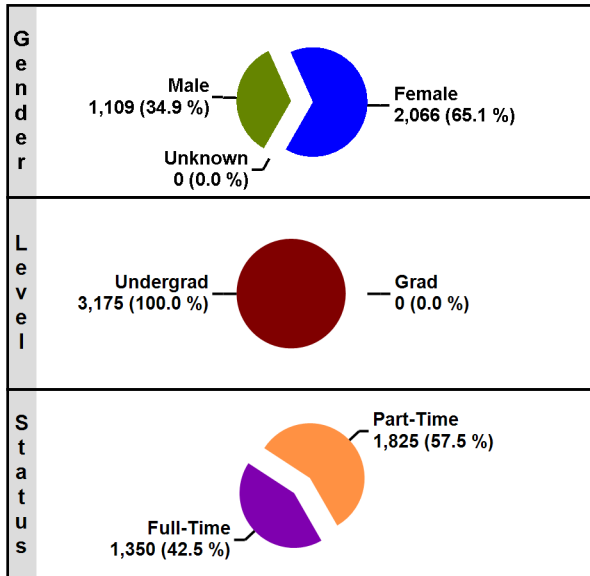
<1 Year	0
<2 Year	0
Associate	0
<4 Year	0
Baccalaureate	600
Post Baccalaureate	0
Master's	147
Post Master's	27
Doctoral	48

Retention of 1st Time Degree-Seeking Freshmen

# of Fall 2012 Cohort Students	1,397
Enrolled or Completed Same Inst. FA 2013	60%
Enrolled Other AL Public Inst. FA 2013	6%

Enrollment

Total Enrollment 3,175



Students Enrolled in Remedial Courses

Math Only	0
English Only	0
Math & English	0

Enrollment by Type of Tuition Paid

Type	Undergraduate	Graduate
In-State	3,026	0
Out-of-State	44	0
Non-Resident Exempt, paying In-State	105	0
Consortium	0	0
Distance Education	0	0

Financial Aid

Received	1,812
Not Received	1,363

Migration within Alabama Public Institutions

Transfer In	473
Transfer Out	15



Fall 2013
Athens, AL

Athens State University



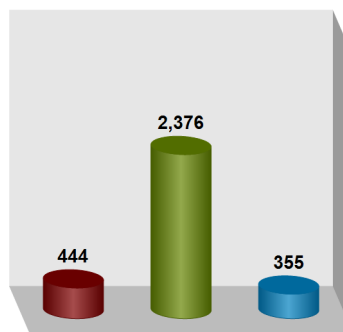
Institutional Student Profiles Alabama Commission on Higher Education

www.ache.alabama.gov

Source: Alabama Statewide Student Database
Includes Credit Students Only

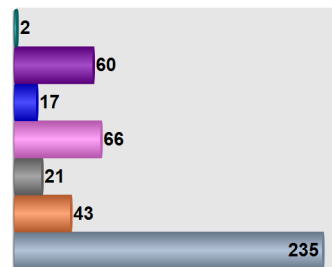
Race/Ethnicity

Race Summary



■ African Am / Non-Hispanic
■ White / Non-Hispanic
■ Other Races

Detail of Other Races



■ Native Hawaiian / Pacific Islander
■ Am Indian/Alaskan Native
■ Asian
■ Hispanic
■ NR Alien
■ Multiracial Designations
■ Unknown / Not Reported

Origins of All Students

Florida	3
Georgia	6
Mississippi	1
Tennessee	95
Other US States and Territories	22
Non-US	2
From Alabama	3,046

Top Five Alabama Counties - Undergraduate Students

Madison	30%
Limestone	13%
Morgan	11%
Cullman	6%
Marshall	6%

Top Five Alabama Public - Feeder High Schools

# of 2012-13 H.S. Graduates Enrolled	N/A
.....	N/A
.....	N/A
.....	N/A
.....	N/A
.....	N/A

Summary of 2012-2013 Completions

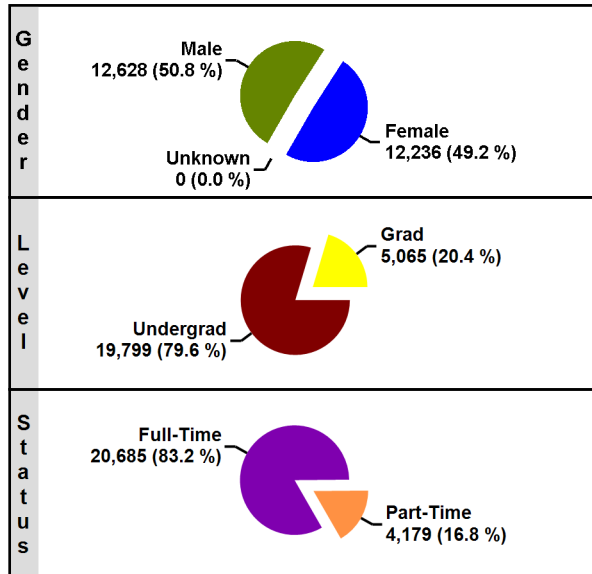
<1 Year	0
<2 Year	0
Associate	0
<4 Year	0
Baccalaureate	907
Post Baccalaureate	0
Master's	0
Post Master's	0
Doctoral	0

Retention of 1st Time Degree-Seeking Freshmen

# of Fall 2012 Cohort Students	N/A
Enrolled or Completed Same Inst. FA 2013	N/A
Enrolled Other AL Public Inst. FA 2013	N/A

Enrollment

Total Enrollment 24,864



Students Enrolled in Remedial Courses

Math Only	0
English Only	0
Math & English	0

Enrollment by Type of Tuition Paid

Type	Undergraduate	Graduate
In-State	13,367	2,128
Out-of-State	6,341	2,497
Non-Resident Exempt, paying In-State	91	440
Consortium	0	0
Distance Education	0	0

Financial Aid

Received	14,475
Not Received	10,389

Migration within Alabama Public Institutions

Transfer In	1,131
Transfer Out	287



Fall 2013
Auburn, AL

Auburn University



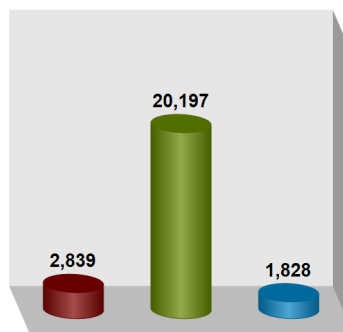
Institutional Student Profiles
Alabama Commission on Higher Education

www.ache.alabama.gov

Source: Alabama Statewide Student Database
Includes Credit Students Only

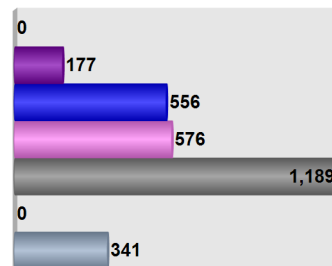
Race/Ethnicity

Race Summary



■ African Am / Non-Hispanic
■ White / Non-Hispanic
■ Other Races

Detail of Other Races



■ Native Hawaiian / Pacific Islander
■ Am Indian/Alaskan Native
■ Asian
■ Hispanic
■ NR Alien
■ Multiracial Designations
■ Unknown / Not Reported

Origins of All Students

Florida	1,363
Georgia	2,951
Mississippi	157
Tennessee	803
Other US States and Territories	3,941
Non-US	1,181
From Alabama	14,468

Top Five Alabama Counties - Undergraduate Students

Jefferson	10%
Madison	8%
Lee	7%
Shelby	6%
Montgomery	4%

Top Five Alabama Public - Feeder High Schools

# of 2012-13 H.S. Graduates Enrolled		
Vestavia Hills	Vestavia Hills City	136
Auburn	Auburn City	111
Bob Jones	Madison City	91
Spain Park	Hoover City	73
Mountain Brook	Mountain Brook City	70

Summary of 2012-2013 Completions

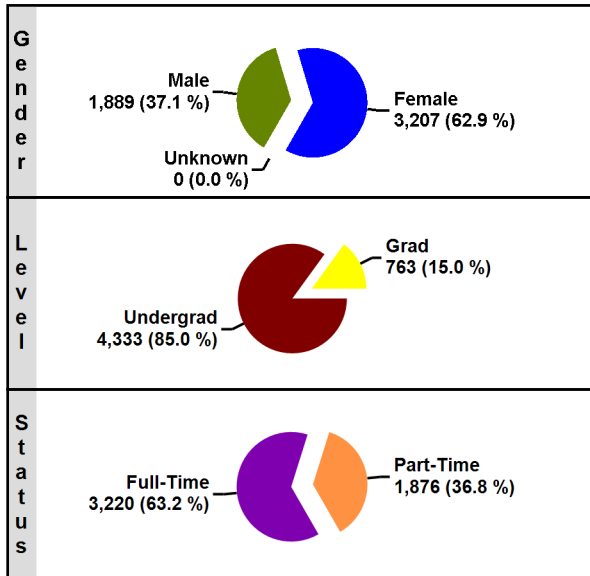
<1 Year	0
<2 Year	0
Associate	0
<4 Year	0
Baccalaureate	4,278
Post Baccalaureate	45
Master's	1,077
Post Master's	13
Doctoral	483

Retention of 1st Time Degree-Seeking Freshmen

# of Fall 2012 Cohort Students	3,852
Enrolled or Completed Same Inst. FA 2013	89%
Enrolled Other AL Public Inst. FA 2013	2%

Enrollment

Total Enrollment 5,096



Students Enrolled in Remedial Courses

Math Only	397
English Only	60
Math & English	124

Enrollment by Type of Tuition Paid

Type	Undergraduate	Graduate
In-State	3,990	695
Out-of-State	323	59
Non-Resident Exempt, paying In-State	20	9
Consortium	0	0
Distance Education	0	0

Financial Aid

Received	3,291
Not Received	1,805

Migration within Alabama Public Institutions

Transfer In	127
Transfer Out	259



Fall 2013
Montgomery, AL

Auburn University at Montgomery



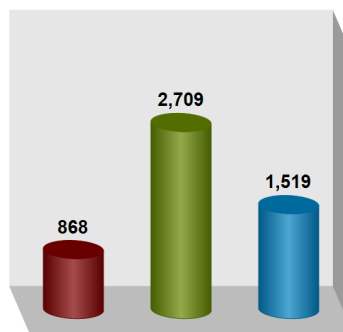
Institutional Student Profiles
Alabama Commission on Higher Education

www.ache.alabama.gov

Source: Alabama Statewide Student Database
Includes Credit Students Only

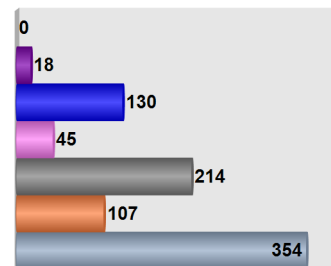
Race/Ethnicity

Race Summary



■ African Am / Non-Hispanic
■ White / Non-Hispanic
■ Other Races

Detail of Other Races



■ Native Hawaiian / Pacific Islander
■ Am Indian/Alaskan Native
■ Asian
■ Hispanic
■ NR Alien
■ Multiracial Designations
■ Unknown / Not Reported

Origins of All Students

Florida	32
Georgia	91
Mississippi	6
Tennessee	10
Other US States and Territories	149
Non-US	219
From Alabama	4,589

Top Five Alabama Counties - Undergraduate Students

Montgomery	34%
Elmore	16%
Autauga	11%
Lee	4%
Jefferson	3%

Top Five Alabama Public - Feeder High Schools

# of 2012-13 H.S. Graduates Enrolled		
Prattville	Autauga County	53
Stanhope Elmore	Elmore County	38
Wetumpka	Elmore County	28
Brewbaker Technology	Montgomery County	22
Elmore County	Elmore County	22

Summary of 2012-2013 Completions

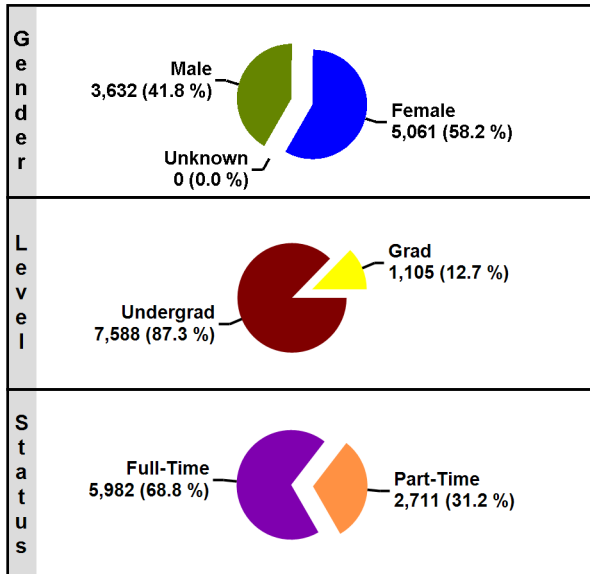
<1 Year	6
<2 Year	0
Associate	0
<4 Year	0
Baccalaureate	556
Post Baccalaureate	0
Master's	239
Post Master's	14
Doctoral	0

Retention of 1st Time Degree-Seeking Freshmen

# of Fall 2012 Cohort Students	691
Enrolled or Completed Same Inst. FA 2013	52%
Enrolled Other AL Public Inst. FA 2013	19%

Enrollment

Total Enrollment 8,693



Students Enrolled in Remedial Courses

Math Only	176
English Only	167
Math & English	72

Enrollment by Type of Tuition Paid

Type	Undergraduate	Graduate
In-State	7,012	962
Out-of-State	311	110
Non-Resident Exempt, paying In-State	265	33
Consortium	0	0
Distance Education	0	0

Financial Aid

Received	6,610
Not Received	2,083

Migration within Alabama Public Institutions

Transfer In	324
Transfer Out	315



Fall 2013
Jacksonville, AL

Jacksonville State University



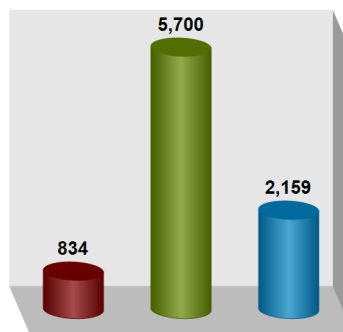
Institutional Student Profiles
Alabama Commission on Higher Education

www.ache.alabama.gov

Source: Alabama Statewide Student Database
Includes Credit Students Only

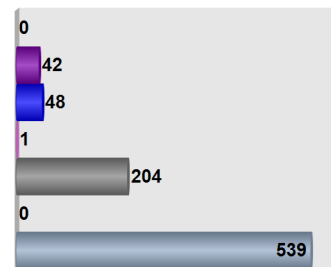
Race/Ethnicity

Race Summary



■ African Am / Non-Hispanic
■ White / Non-Hispanic
■ Other Races

Detail of Other Races



■ Native Hawaiian / Pacific Islander
■ Am Indian/Alaskan Native
■ Asian
■ Hispanic
■ NR Alien
■ Multiracial Designations
■ Unknown / Not Reported

Origins of All Students

Florida	27
Georgia	392
Mississippi	7
Tennessee	18
Other US States and Territories	98
Non-US	3
From Alabama	8,148

Top Five Alabama Counties - Undergraduate Students

UNKNOWN ALABAMA COUNTIES	73%
Calhoun	7%
Etowah	2%
Jefferson	2%
Talladega	1%

Top Five Alabama Public - Feeder High Schools

# of 2012-13 H.S. Graduates Enrolled	752	
Oxford	Oxford City	37
Alexandria	Calhoun County	25
Pleasant Valley	Calhoun County	25
Southside	Etowah County	24
Jacksonville	Jacksonville City	20

Summary of 2012-2013 Completions

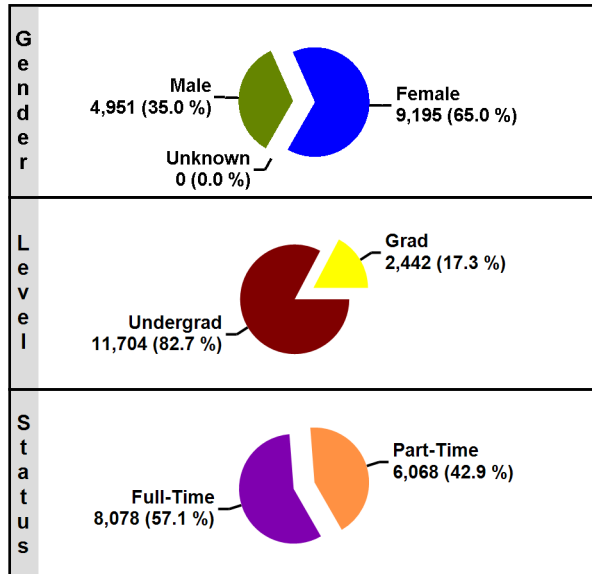
<1 Year	0
<2 Year	0
Associate	0
<4 Year	0
Baccalaureate	1,365
Post Baccalaureate	19
Master's	340
Post Master's	52
Doctoral	0

Retention of 1st Time Degree-Seeking Freshmen

# of Fall 2012 Cohort Students	1,639
Enrolled or Completed Same Inst. FA 2013	68%
Enrolled Other AL Public Inst. FA 2013	9%

Enrollment

Total Enrollment 14,146



Students Enrolled in Remedial Courses

Math Only	1,061
English Only	111
Math & English	132

Enrollment by Type of Tuition Paid

Type	Undergraduate	Graduate
In-State	10,204	1,987
Out-of-State	627	139
Non-Resident Exempt, paying In-State	873	316
Consortium	0	0
Distance Education	0	0

Financial Aid

Received	12,209
Not Received	1,937

Migration within Alabama Public Institutions

Transfer In	734
Transfer Out	313



Fall 2013
Troy, AL

Troy University



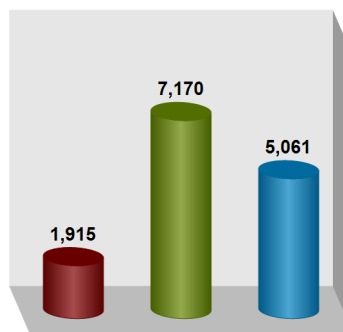
Institutional Student Profiles
Alabama Commission on Higher Education

www.ache.alabama.gov

Source: Alabama Statewide Student Database
Includes Credit Students Only

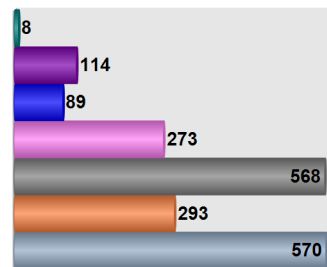
Race/Ethnicity

Race Summary



■ African Am / Non-Hispanic
■ White / Non-Hispanic
■ Other Races

Detail of Other Races



■ Native Hawaiian / Pacific Islander
■ Am Indian/Alaskan Native
■ Asian
■ Hispanic
■ NR Alien
■ Multiracial Designations
■ Unknown / Not Reported

Origins of All Students

Florida	641
Georgia	820
Mississippi	31
Tennessee	22
Other US States and Territories	289
Non-US	629
From Alabama	11,714

Top Five Alabama Counties - Undergraduate Students

Montgomery	15%
Houston	9%
Pike	6%
Elmore	5%
Lee	4%

Top Five Alabama Public - Feeder High Schools

# of 2012-13 H.S. Graduates Enrolled	905	
Charles Henderson	Troy City	42
Enterprise	Enterprise City	37
Northview	Dothan City	28
Prattville	Autauga County	28
Dothan	Dothan City	26

Summary of 2012-2013 Completions

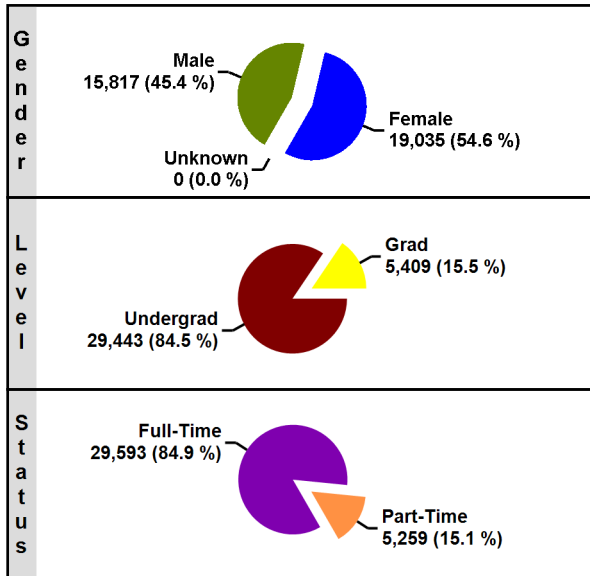
<1 Year	0
<2 Year	0
Associate	210
<4 Year	0
Baccalaureate	1,823
Post Baccalaureate	0
Master's	747
Post Master's	23
Doctoral	9

Retention of 1st Time Degree-Seeking Freshmen

# of Fall 2012 Cohort Students	1,721
Enrolled or Completed Same Inst. FA 2013	64%
Enrolled Other AL Public Inst. FA 2013	8%

Enrollment

Total Enrollment 34,852



Students Enrolled in Remedial Courses

Math Only	301
English Only	0
Math & English	0

Enrollment by Type of Tuition Paid

Type	Undergraduate	Graduate
In-State	15,542	2,542
Out-of-State	11,919	1,299
Non-Resident Exempt, paying In-State	40	16
Consortium	0	0
Distance Education	1,942	1,552

Financial Aid

Received	22,045
Not Received	12,807

Migration within Alabama Public Institutions

Transfer In	1,220
Transfer Out	386



Fall 2013
Tuscaloosa, AL

University of Alabama



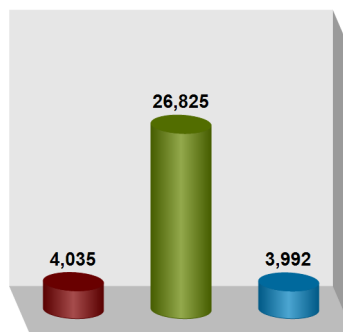
Institutional Student Profiles
Alabama Commission on Higher Education

www.ache.alabama.gov

Source: Alabama Statewide Student Database
Includes Credit Students Only

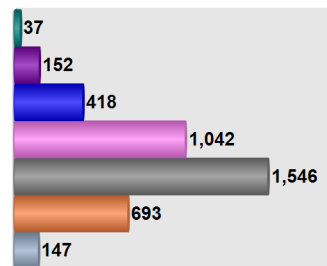
Race/Ethnicity

Race Summary



■ African Am / Non-Hispanic
■ White / Non-Hispanic
■ Other Races

Detail of Other Races



■ Native Hawaiian / Pacific Islander
■ Am Indian/Alaskan Native
■ Asian
■ Hispanic
■ NR Alien
■ Multiracial Designations
■ Unknown / Not Reported

Origins of All Students

Florida	1,574
Georgia	2,376
Mississippi	493
Tennessee	1,293
Other US States and Territories	9,095
Non-US	1,336
From Alabama	18,685

Top Five Alabama Counties - Undergraduate Students

Jefferson	11%
Tuscaloosa	8%
Madison	5%
Shelby	5%
Mobile	3%

Top Five Alabama Public - Feeder High Schools

# of 2012-13 H.S. Graduates Enrolled	1,943
Vestavia Hills	Vestavia Hills City 98
Mountain Brook	Mountain Brook City 94
Oak Mountain	Shelby County 91
Hoover	Hoover City 67
Bob Jones	Madison City 63

Summary of 2012-2013 Completions

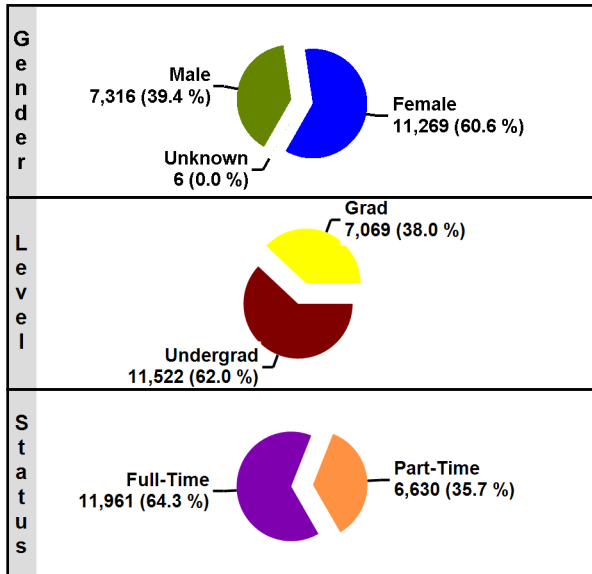
<1 Year	0
<2 Year	0
Associate	0
<4 Year	0
Baccalaureate	5,000
Post Baccalaureate	0
Master's	1,659
Post Master's	38
Doctoral	493

Retention of 1st Time Degree-Seeking Freshmen

# of Fall 2012 Cohort Students	6,371
Enrolled or Completed Same Inst. FA 2013	86%
Enrolled Other AL Public Inst. FA 2013	3%

Enrollment

Total Enrollment 18,591



Students Enrolled in Remedial Courses

Math Only	416
English Only	102
Math & English	70

Enrollment by Type of Tuition Paid

Type	Undergraduate	Graduate
In-State	9,889	4,312
Out-of-State	1,102	1,361
Non-Resident Exempt, paying In-State	519	1,222
Consortium	12	174
Distance Education	0	0

Financial Aid

Received	11,160
Not Received	7,431

Migration within Alabama Public Institutions

Transfer In	1,087
Transfer Out	268



Fall 2013
Birmingham, AL

University of Alabama at Birmingham

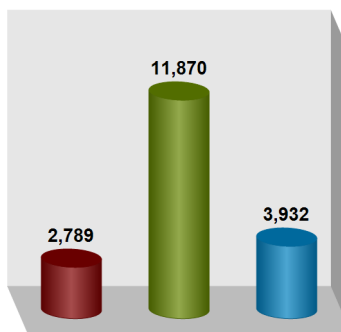


Institutional Student Profiles
Alabama Commission on Higher Education
www.ache.alabama.gov

Source: Alabama Statewide Student Database
Includes Credit Students Only

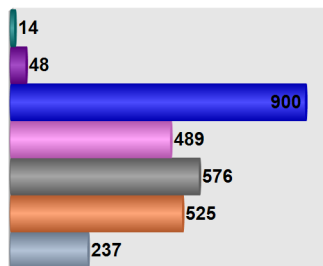
Race/Ethnicity

Race Summary



■ African Am / Non-Hispanic
■ White / Non-Hispanic
■ Other Races

Detail of Other Races



■ Native Hawaiian / Pacific Islander
■ Am Indian/Alaskan Native
■ Asian
■ Hispanic
■ NR Alien
■ Multiracial Designations
■ Unknown / Not Reported

Origins of All Students

Florida	293
Georgia	749
Mississippi	322
Tennessee	245
Other US States and Territories	1,344
Non-US	577
From Alabama	15,061

Top Five Alabama Counties - Undergraduate Students

Jefferson	42%
Shelby	12%
Madison	6%
St Clair	3%
Montgomery	3%

Top Five Alabama Public - Feeder High Schools

# of 2012-13 H.S. Graduates Enrolled		1,213
Hoover	Hoover City	60
Pelham	Shelby County	48
Hewitt-Trussville	Trussville City	46
Bob Jones	Madison City	45
Thompson	Shelby County	40

Summary of 2012-2013 Completions

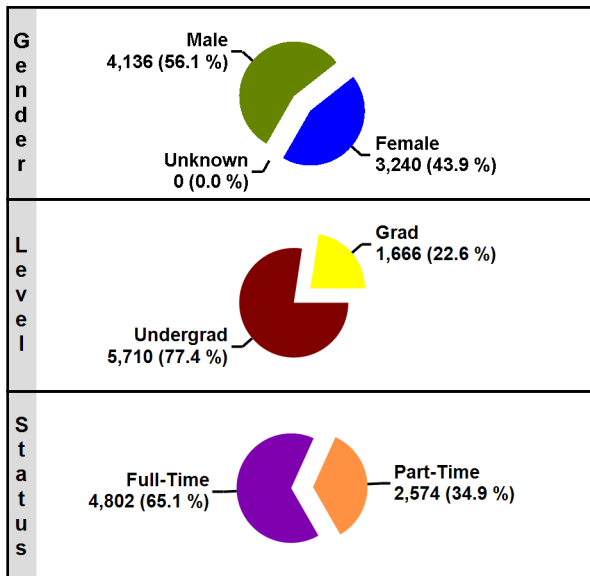
<1 Year	0
<2 Year	20
Associate	0
<4 Year	0
Baccalaureate	2,195
Post Baccalaureate	23
Master's	1,540
Post Master's	47
Doctoral	542

Retention of 1st Time Degree-Seeking Freshmen

# of Fall 2012 Cohort Students	1,676
Enrolled or Completed Same Inst. FA 2013	79%
Enrolled Other AL Public Inst. FA 2013	7%

Enrollment

Total Enrollment 7,376



Students Enrolled in Remedial Courses

Math Only	173
English Only	0
Math & English	0

Enrollment by Type of Tuition Paid

Type	Undergraduate	Graduate
In-State	5,016	1,233
Out-of-State	445	134
Non-Resident Exempt, paying In-State	208	236
Consortium	41	1
Distance Education	0	62

Financial Aid

Received	4,231
Not Received	3,145

Migration within Alabama Public Institutions

Transfer In	548
Transfer Out	160



Fall 2013
Huntsville, AL

University of Alabama in Huntsville



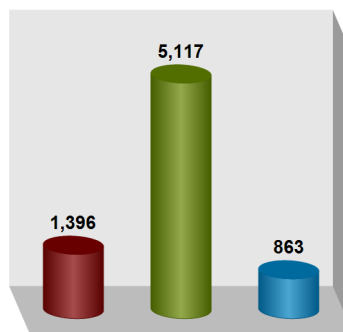
Institutional Student Profiles
Alabama Commission on Higher Education

www.ache.alabama.gov

Source: Alabama Statewide Student Database
Includes Credit Students Only

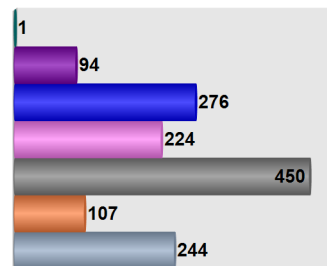
Race/Ethnicity

Race Summary



■ African Am / Non-Hispanic
■ White / Non-Hispanic
■ Other Races

Detail of Other Races



■ Native Hawaiian / Pacific Islander
■ Am Indian/Alaskan Native
■ Asian
■ Hispanic
■ NR Alien
■ Multiracial Designations
■ Unknown / Not Reported

Origins of All Students

Florida	25
Georgia	54
Mississippi	8
Tennessee	403
Other US States and Territories	388
Non-US	443
From Alabama	6,055

Top Five Alabama Counties - Undergraduate Students

Madison	51%
Morgan	6%
Limestone	6%
Marshall	3%
UNKNOWN ALABAMA COUNTIES	3%

Top Five Alabama Public - Feeder High Schools

# of 2012-13 H.S. Graduates Enrolled	404	
Bob Jones	Madison City	44
Sparkman	Madison County	32
Hazel Green	Madison County	25
Huntsville	Huntsville City	24
Virgil Grissom	Huntsville City	21

Summary of 2012-2013 Completions

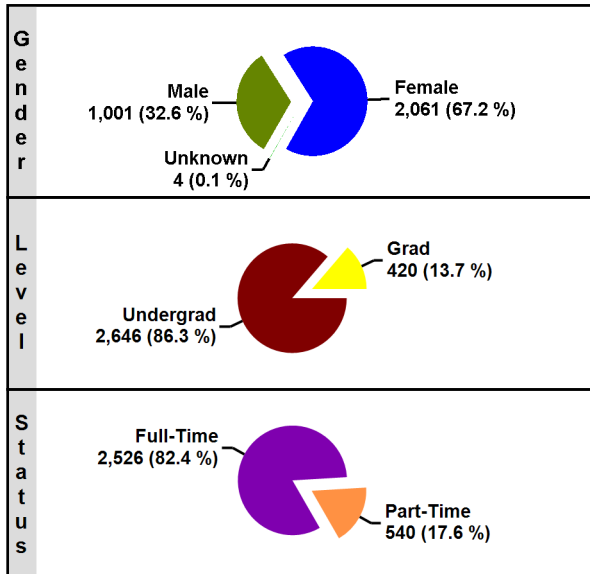
<1 Year	0
<2 Year	0
Associate	0
<4 Year	0
Baccalaureate	1,099
Post Baccalaureate	24
Master's	444
Post Master's	5
Doctoral	38

Retention of 1st Time Degree-Seeking Freshmen

# of Fall 2012 Cohort Students	624
Enrolled or Completed Same Inst. FA 2013	78%
Enrolled Other AL Public Inst. FA 2013	8%

Enrollment

Total Enrollment 3,066



Students Enrolled in Remedial Courses

Math Only	0
English Only	0
Math & English	0

Enrollment by Type of Tuition Paid

Type	Undergraduate	Graduate
In-State	2,484	403
Out-of-State	162	17
Non-Resident Exempt, paying In-State	0	0
Consortium	0	0
Distance Education	0	0

Financial Aid

Received	2,342
Not Received	724

Migration within Alabama Public Institutions

Transfer In	183
Transfer Out	132



Fall 2013
Montevallo, AL

University of Montevallo



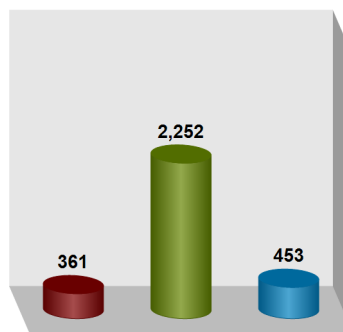
Institutional Student Profiles Alabama Commission on Higher Education

www.ache.alabama.gov

Source: Alabama Statewide Student Database
Includes Credit Students Only

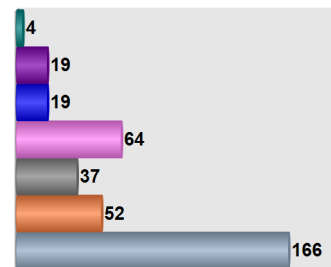
Race/Ethnicity

Race Summary



■ African Am / Non-Hispanic
■ White / Non-Hispanic
■ Other Races

Detail of Other Races



■ Native Hawaiian / Pacific Islander
■ Am Indian/Alaskan Native
■ Asian
■ Hispanic
■ NR Alien
■ Multiracial Designations
■ Unknown / Not Reported

Origins of All Students

Florida	38
Georgia	31
Mississippi	5
Tennessee	14
Other US States and Territories	89
Non-US	37
From Alabama	2,852

Top Five Alabama Counties - Undergraduate Students

Shelby	28%
Jefferson	21%
Chilton	5%
Madison	5%
UNKNOWN ALABAMA COUNTIES	5%

Top Five Alabama Public - Feeder High Schools

# of 2012-13 H.S. Graduates Enrolled	360	
Hoover	Hoover City	26
Pelham	Shelby County	23
Thompson	Shelby County	21
Shelby County	Shelby County	9
Virgil Grissom	Huntsville City	9

Summary of 2012-2013 Completions

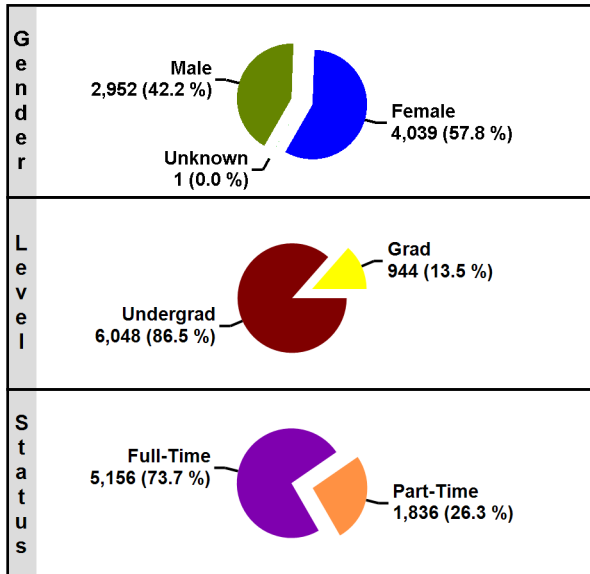
<1 Year	0
<2 Year	0
Associate	0
<4 Year	0
Baccalaureate	326
Post Baccalaureate	0
Master's	165
Post Master's	33
Doctoral	0

Retention of 1st Time Degree-Seeking Freshmen

# of Fall 2012 Cohort Students	552
Enrolled or Completed Same Inst. FA 2013	73%
Enrolled Other AL Public Inst. FA 2013	9%

Enrollment

Total Enrollment 6,992



Students Enrolled in Remedial Courses

Math Only	39
English Only	69
Math & English	7

Enrollment by Type of Tuition Paid

Type	Undergraduate	Graduate
In-State	4,839	661
Out-of-State	516	140
Non-Resident Exempt, paying In-State	693	143
Consortium	0	0
Distance Education	0	0

Financial Aid

Received	4,508
Not Received	2,484

Migration within Alabama Public Institutions

Transfer In	274
Transfer Out	312



Fall 2013
Florence, AL

University of North Alabama



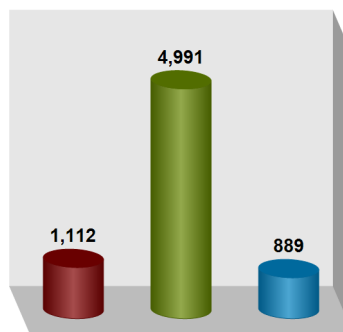
Institutional Student Profiles Alabama Commission on Higher Education

www.ache.alabama.gov

Source: Alabama Statewide Student Database
Includes Credit Students Only

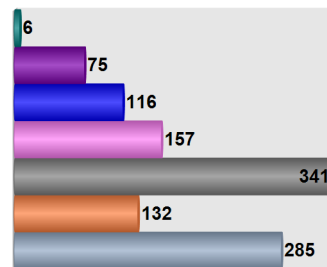
Race/Ethnicity

Race Summary



■ African Am / Non-Hispanic
■ White / Non-Hispanic
■ Other Races

Detail of Other Races



■ Native Hawaiian / Pacific Islander
■ Am Indian/Alaskan Native
■ Asian
■ Hispanic
■ NR Alien
■ Multiracial Designations
■ Unknown / Not Reported

Origins of All Students

Florida	46
Georgia	57
Mississippi	235
Tennessee	466
Other US States and Territories	260
Non-US	450
From Alabama	5,478

Top Five Alabama Counties - Undergraduate Students

Lauderdale	24%
Madison	11%
Colbert	11%
Morgan	5%
Jefferson	4%

Top Five Alabama Public - Feeder High Schools

# of 2012-13 H.S. Graduates Enrolled			
Florence	Florence City	56	
Muscle Shoals	Muscle Shoals City	38	
Brooks	Lauderdale County	32	
Sparkman	Madison County	29	
Rogers	Lauderdale County	28	

Summary of 2012-2013 Completions

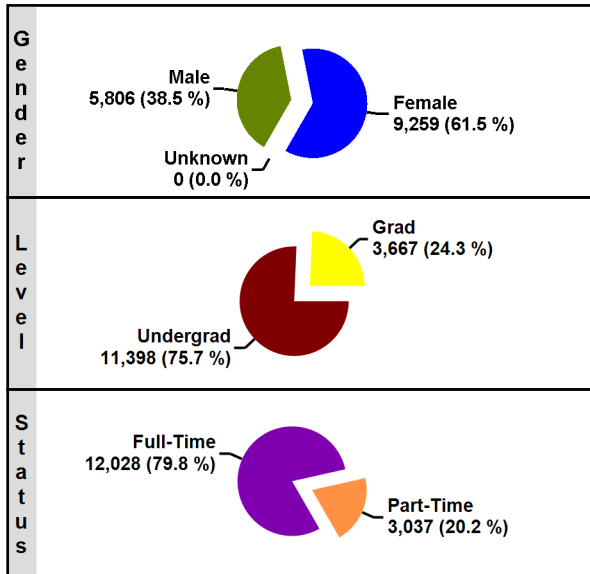
<1 Year	0
<2 Year	0
Associate	0
<4 Year	0
Baccalaureate	952
Post Baccalaureate	0
Master's	334
Post Master's	4
Doctoral	0

Retention of 1st Time Degree-Seeking Freshmen

# of Fall 2012 Cohort Students	1,079
Enrolled or Completed Same Inst. FA 2013	68%
Enrolled Other AL Public Inst. FA 2013	12%

Enrollment

Total Enrollment 15,065



Students Enrolled in Remedial Courses

Math Only	287
English Only	22
Math & English	15

Enrollment by Type of Tuition Paid

Type	Undergraduate	Graduate
In-State	9,120	1,588
Out-of-State	655	172
Non-Resident Exempt, paying In-State	1,498	280
Consortium	12	1
Distance Education	113	1,626

Financial Aid

Received	10,318
Not Received	4,747

Migration within Alabama Public Institutions

Transfer In	434
Transfer Out	294



Fall 2013
Mobile, AL

University of South Alabama

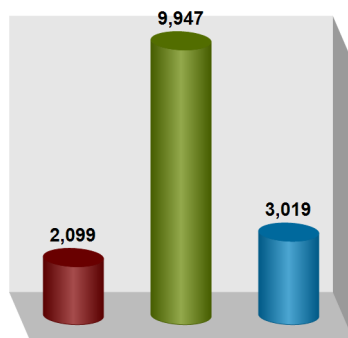


Institutional Student Profiles
Alabama Commission on Higher Education
www.ache.alabama.gov

Source: Alabama Statewide Student Database
Includes Credit Students Only

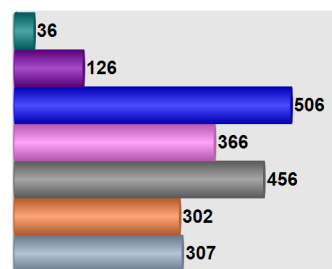
Race/Ethnicity

Race Summary



■ African Am / Non-Hispanic
■ White / Non-Hispanic
■ Other Races

Detail of Other Races



■ Native Hawaiian / Pacific Islander
■ Am Indian/Alaskan Native
■ Asian
■ Hispanic
■ NR Alien
■ Multiracial Designations
■ Unknown / Not Reported

Origins of All Students

Florida	931
Georgia	278
Mississippi	1,454
Tennessee	91
Other US States and Territories	1,673
Non-US	440
From Alabama	10,198

Top Five Alabama Counties - Undergraduate Students

Mobile	47%
Baldwin	10%
Jefferson	3%
Shelby	2%
Montgomery	2%

Top Five Alabama Public - Feeder High Schools

# of 2012-13 H.S. Graduates Enrolled		1,086
Baker	Mobile County	131
Murphy	Mobile County	70
Mary G Montgomery	Mobile County	62
Alma Bryant	Mobile County	47
WP Davidson	Mobile County	35

Summary of 2012-2013 Completions

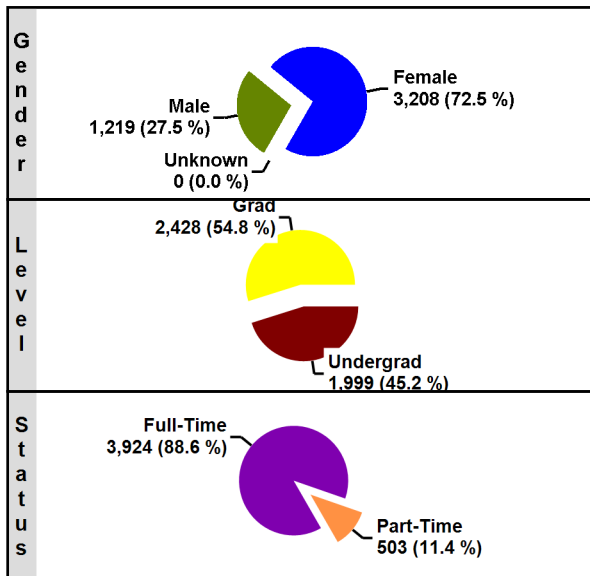
<1 Year	121
<2 Year	35
Associate	0
<4 Year	25
Baccalaureate	1,801
Post Baccalaureate	0
Master's	713
Post Master's	51
Doctoral	168

Retention of 1st Time Degree-Seeking Freshmen

# of Fall 2012 Cohort Students	1,941
Enrolled or Completed Same Inst. FA 2013	67%
Enrolled Other AL Public Inst. FA 2013	9%

Enrollment

Total Enrollment 4,427



Students Enrolled in Remedial Courses

Math Only	53
English Only	49
Math & English	28

Enrollment by Type of Tuition Paid

Type	Undergraduate	Graduate
In-State	1,354	265
Out-of-State	233	6
Non-Resident Exempt, paying In-State	226	57
Consortium	0	0
Distance Education	186	2,100

Financial Aid

Received	3,784
Not Received	643

Migration within Alabama Public Institutions

Transfer In	146
Transfer Out	88



Fall 2013
Livingston, AL

University of West Alabama



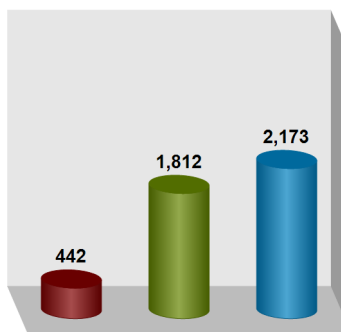
Institutional Student Profiles
Alabama Commission on Higher Education

www.ache.alabama.gov

Source: Alabama Statewide Student Database
Includes Credit Students Only

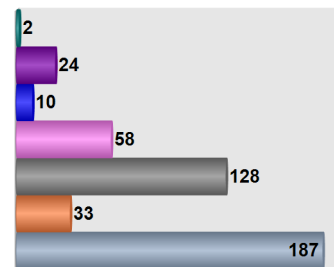
Race/Ethnicity

Race Summary



■ African Am / Non-Hispanic
■ White / Non-Hispanic
■ Other Races

Detail of Other Races



■ Native Hawaiian / Pacific Islander
■ Am Indian/Alaskan Native
■ Asian
■ Hispanic
■ NR Alien
■ Multiracial Designations
■ Unknown / Not Reported

Origins of All Students

Florida	59
Georgia	177
Mississippi	707
Tennessee	44
Other US States and Territories	255
Non-US	123
From Alabama	3,062

Top Five Alabama Counties - Undergraduate Students

Marengo	11%
Sumter	11%
Tuscaloosa	8%
Jefferson	4%
Choctaw	4%

Top Five Alabama Public - Feeder High Schools

# of 2012-13 H.S. Graduates Enrolled			
Demopolis	Demopolis City	17	
Sumter Central	Sumter County	11	
Greensboro	Hale County	8	
Clarke County	Clarke County	6	
Linden	Linden City	6	

Summary of 2012-2013 Completions

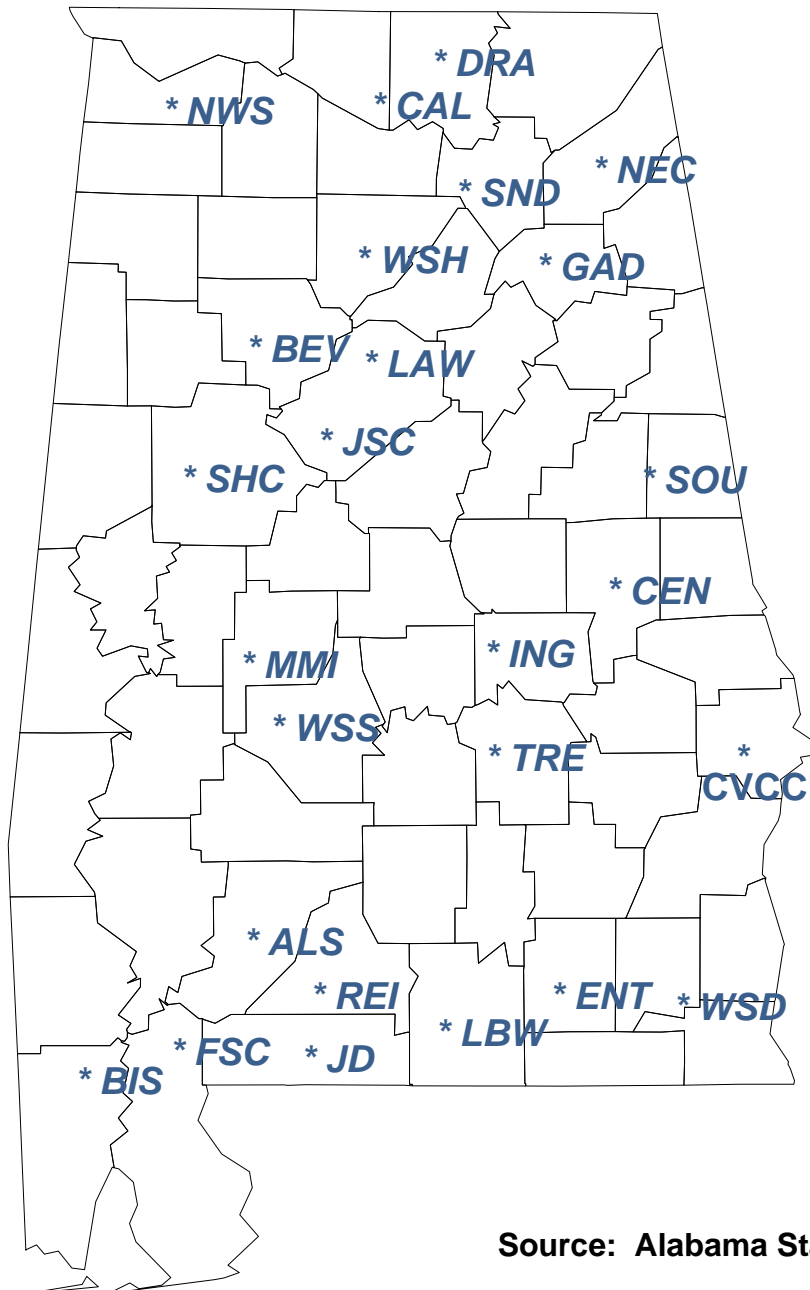
<1 Year	0
<2 Year	0
Associate	53
<4 Year	0
Baccalaureate	242
Post Baccalaureate	0
Master's	660
Post Master's	205
Doctoral	0

Retention of 1st Time Degree-Seeking Freshmen

# of Fall 2012 Cohort Students	382
Enrolled or Completed Same Inst. FA 2013	55%
Enrolled Other AL Public Inst. FA 2013	12%

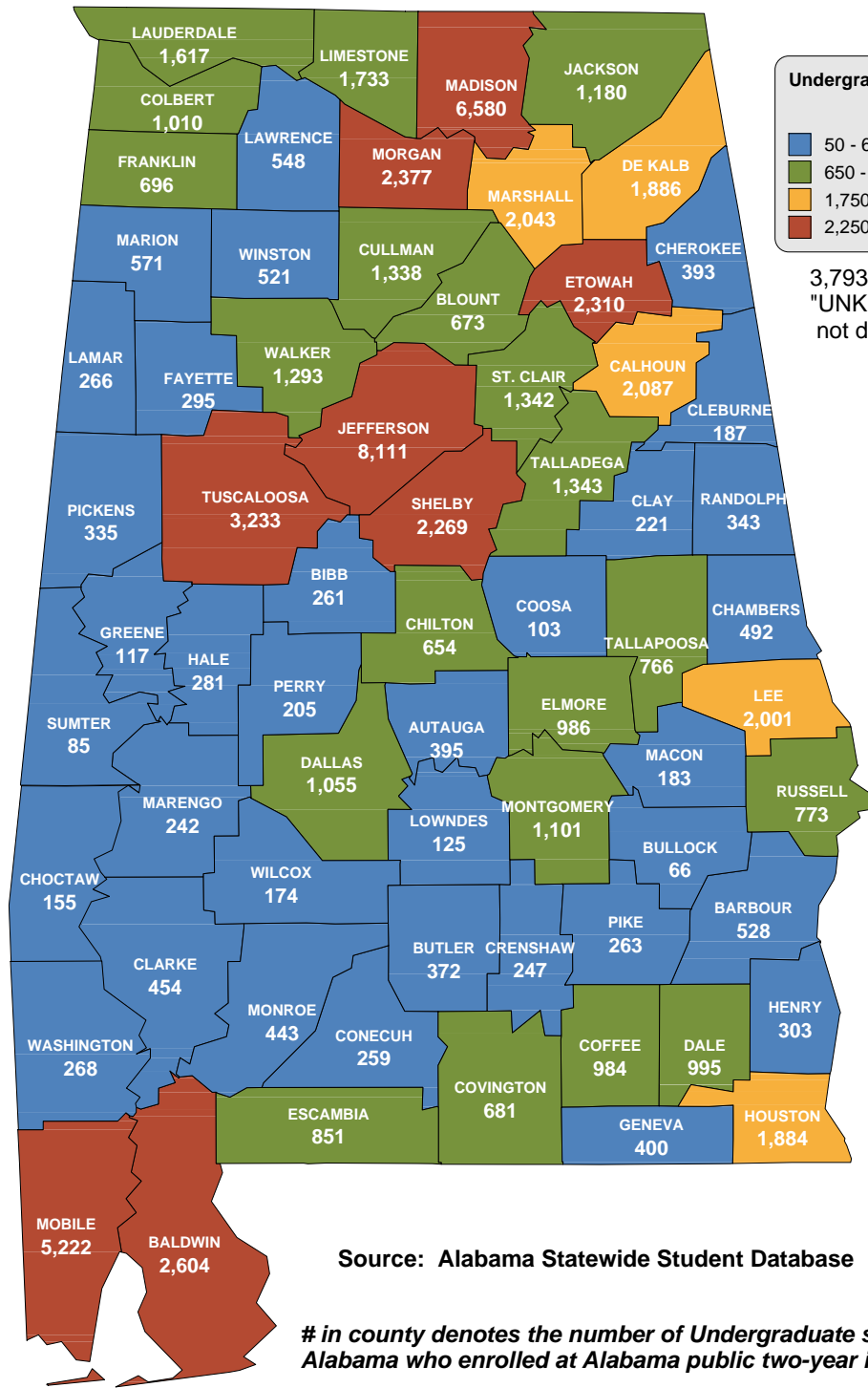
ALABAMA COMMISSION ON HIGHER EDUCATION INSTITUTIONAL STUDENT PROFILES FALL 2013

ALL PUBLIC 2-YEAR INSTITUTIONS



- Alabama Southern Community College (ALS)
- Bevill State Community College (BEV)
- Bishop State Community College (BIS)
- Calhoun Community College (CAL)
- Central Alabama Community College (CEN)
- Chattahoochee Valley Community College (CVCC)
- Drake State Community and Technical College (DRA)
- Enterprise State Community College (ENT)
- Faulkner State Community College (FSC)
- Gadsden State Community College (GAD)
- Ingram State Technical College (ING)
- Jefferson Davis Community College (JD)
- Jefferson State Community College (JSC)
- Lawson State Community College (LAW)
- Lurleen B. Wallace Community College (LBW)
- Marion Military Institute (MMI)
- Northeast Alabama Community College (NEC)
- Northwest-Shoals Community College (NWS)
- Reid State Technical College (REI)
- Shelton State Community College (SHC)
- Snead State Community College (SND)
- Southern Union State Community College (SOU)
- Trenholm State Technical College (TRE)
- Wallace Community College Dothan (WSD)
- Wallace State Community College Hanceville (WSH)
- Wallace State Community College Selma (WSS)

Source: Alabama Statewide Student Database



3,793 students with an "UNKNOWN" county are not depicted on this map.

ALL ALABAMA PUBLIC 2-YEAR INSTITUTIONS UNDERGRADUATE ENROLLMENT ONLY

UNDERGRADUATE STUDENTS


Total: 85,113
From Alabama: 77,572

Source: Alabama Statewide Student Database

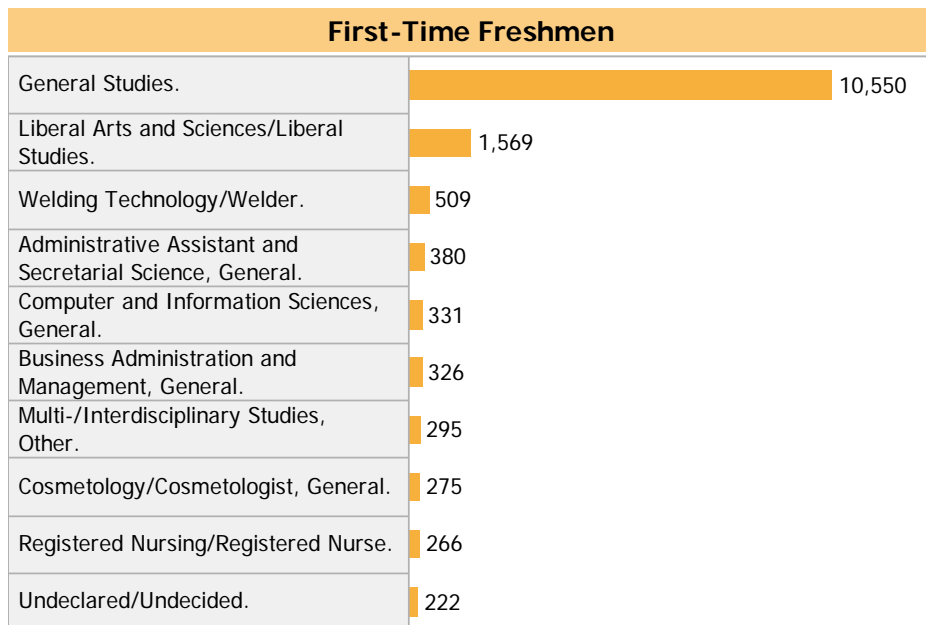
in county denotes the number of Undergraduate students from Alabama who enrolled at Alabama public two-year institutions FA 2013.



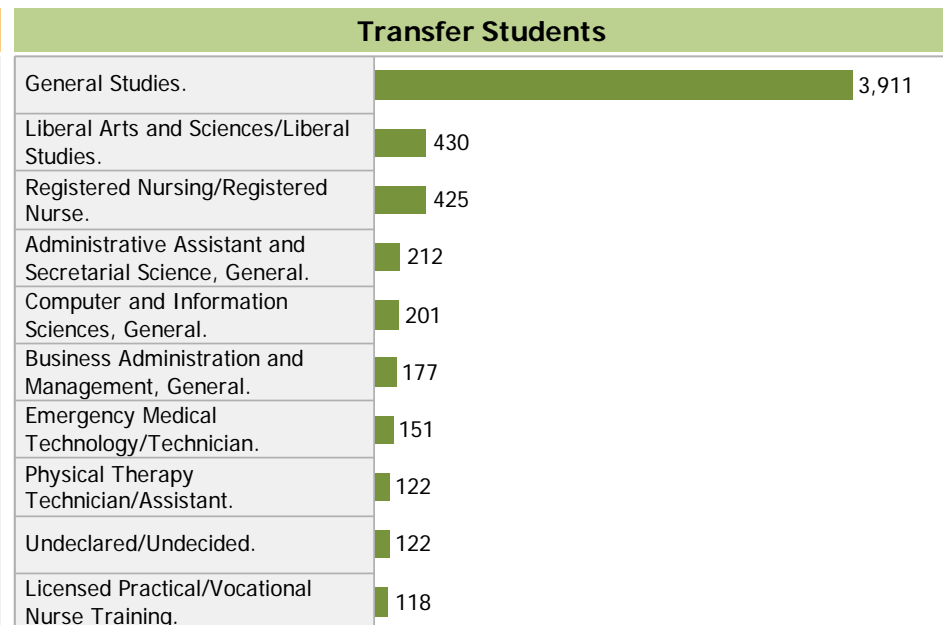
ACHE Summary of Top 10 Majors of Students Enrolled Fall 2013 at 2YR Public Institutions (Total Number of Students at Alabama Public 2YR Institutions was 85,113)



Number of undergraduate students enrolled at Alabama public 2YR institutions was 85,113.

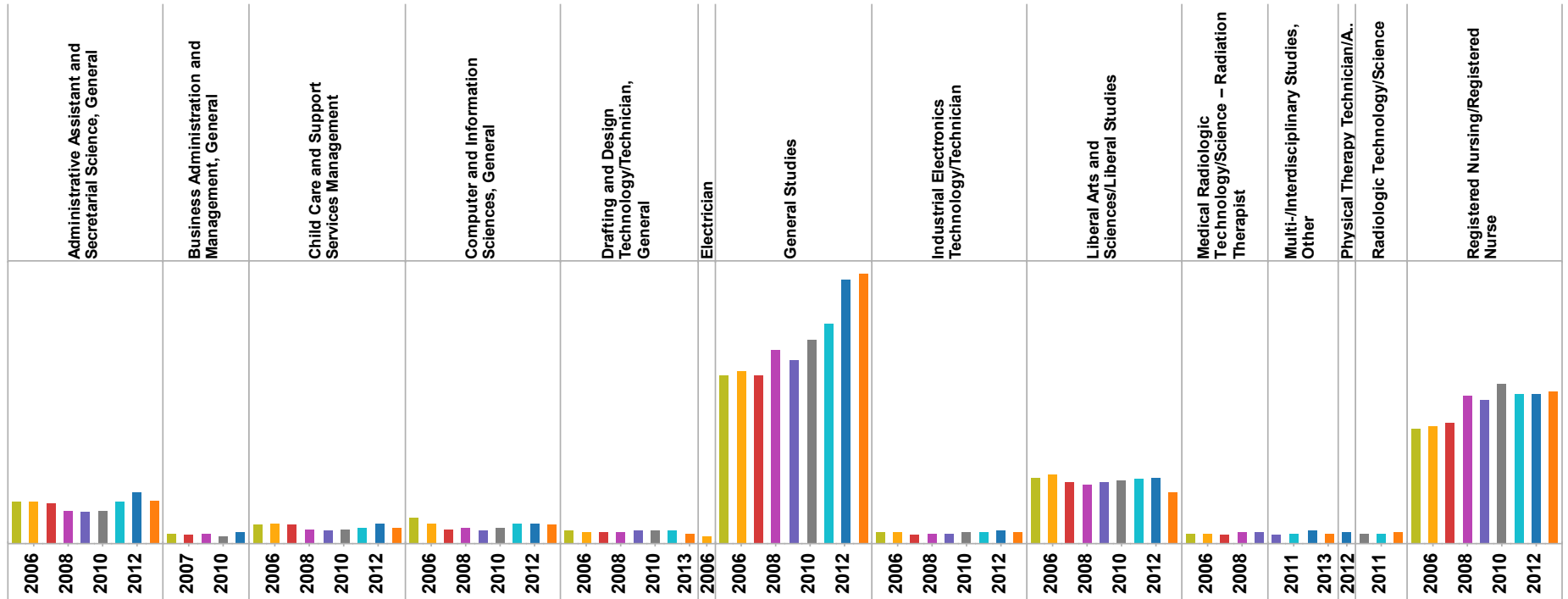


Number of first-time freshmen enrolled at Alabama public 2YR institutions was 18,469.



Number of transfer students enrolled at Alabama public 2YR institutions was 7,554.

ALABAMA COMMISSION ON HIGHER EDUCATION
Top Areas of Associate Degrees Conferred 2005 through 2013
Alabama Public Institutions



Top Areas of Associate Degrees Conferred

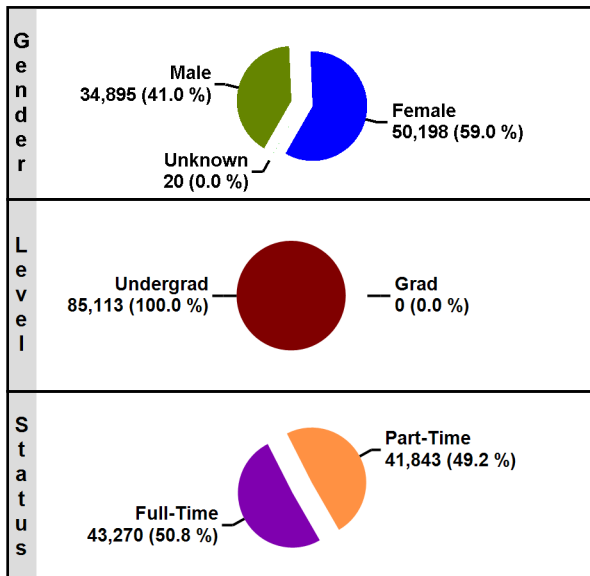
Major	2005	2006	2007	2008	2009	2010	2011	2012	2013
Administrative Assistant and Secretarial Science, General	521	523	497	408	394	416	515	642	541
Business Administration and Management, General	125		114	117		91		137	
Child Care and Support Services Management	225	249	224	172	154	173	196	256	203
Computer and Information Sciences, General	321	246	177	197	168	196	249	255	241
Drafting and Design Technology/Technician, General	159	149	147	139	153	164	159		134
Electrician		95							
General Studies	2,083	2,142	2,099	2,413	2,293	2,542	2,732	3,280	3,353
Industrial Electronics Technology/Technician	144	139	111	118	132	138	146	161	136
Liberal Arts and Sciences/Liberal Studies	830	854	764	731	768	787	800	815	642
Medical Radiologic Technology/Science – Radiation Therapist	119	125	100	143	144				
Multi-/Interdisciplinary Studies, Other					112		123	165	131
Physical Therapy Technician/Assistant								148	
Radiologic Technology/Science						117	125		137
Registered Nursing/Registered Nurse	1,429	1,460	1,510	1,840	1,780	1,985	1,857	1,867	1,894

Notes: (1.) A blank space indicates item was not in Top 10 for the specified year. (2.) Includes only Associate levels of completions. (3.) There was a fluctuation of Top 10 Areas of Associate Degrees Conferred over the 9-year time span with a total of 14 areas identified; all areas were not in Top 10 each year.

Source: Alabama Statewide Student Database.

Enrollment

Total Enrollment 85,113



Students Enrolled in Remedial Courses

Math Only	8,768
English Only	2,696
Math & English	4,799

Enrollment by Type of Tuition Paid

Type	Undergraduate	Graduate
In-State	81,518	0
Out-of-State	1,684	0
Non-Resident Exempt, paying In-State	1,911	0
Consortium	0	0
Distance Education	0	0

Financial Aid

Received	58,100
Not Received	27,013


Migration within Alabama Public Institutions

Transfer In	4,016
Transfer Out	7,583



Fall 2013
ALABAMA

Two-Year Public Institutions



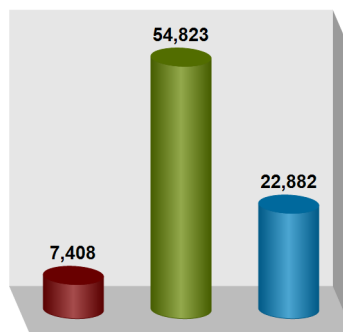
Institutional Student Profiles Alabama Commission on Higher Education

www.ache.alabama.gov

Source: Alabama Statewide Student Database
Includes Credit Students Only

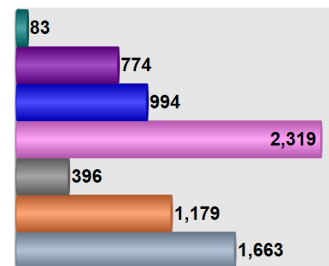
Race/Ethnicity

Race Summary



■ African Am / Non-Hispanic
■ White / Non-Hispanic
■ Other Races

Detail of Other Races



■ Native Hawaiian / Pacific Islander
■ Am Indian/Alaskan Native
■ Asian
■ Hispanic
■ NR Alien
■ Multiracial Designations
■ Unknown / Not Reported

Origins of All Students

Florida	633
Georgia	1,387
Mississippi	272
Tennessee	362
Other US States and Territories	4,475
Non-US	412
From Alabama	77,572

Top Five Alabama Counties - Undergraduate Students

Jefferson	10%
Madison	8%
Mobile	6%
UNKNOWN ALABAMA COUNTIES	4%
Tuscaloosa	4%

Top Five Alabama Public - Feeder High Schools

# of 2012-13 H.S. Graduates Enrolled	11,749	
Enterprise	Enterprise City	130
Smiths Station	Lee County	124
Bob Jones	Madison City	117
Opelika	Opelika City	109
Sparkman	Madison County	109

Summary of 2012-2013 Completions

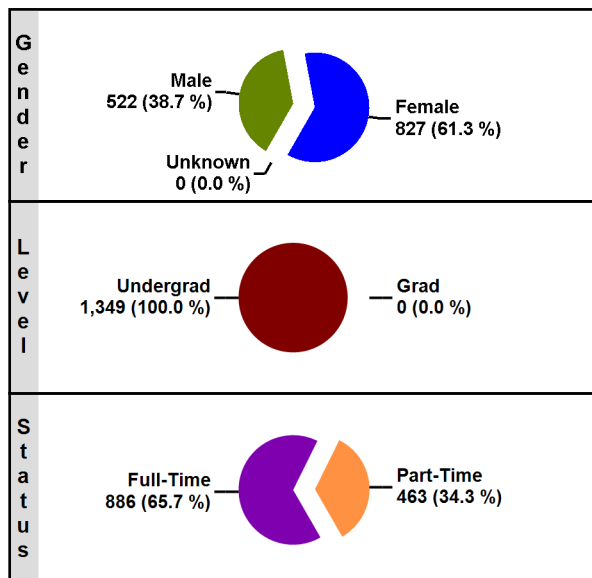
<1 Year	3,066
<2 Year	2,380
Associate	9,266
<4 Year	0
Baccalaureate	0
Post Baccalaureate	0
Master's	0
Post Master's	0
Doctoral	0

Retention of 1st Time Degree-Seeking Freshmen

# of Fall 2012 Cohort Students	19,559
Enrolled or Completed Same Inst. FA 2013	51%
Enrolled Other AL Public Inst. FA 2013	5%

Enrollment

Total Enrollment 1,349



Students Enrolled in Remedial Courses

Math Only	117
English Only	89
Math & English	114

Enrollment by Type of Tuition Paid

Type	Undergraduate	Graduate
In-State	1,321	0
Out-of-State	22	0
Non-Resident Exempt, paying In-State	6	0
Consortium	0	0
Distance Education	0	0

Financial Aid

Received	1,093
Not Received	256

Migration within Alabama Public Institutions

Transfer In	66
Transfer Out	150



Fall 2013
Monroeville, AL

Alabama Southern Community College

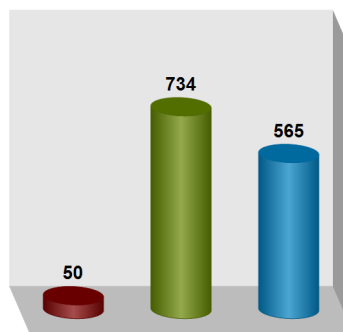


Institutional Student Profiles
Alabama Commission on Higher Education
www.ache.alabama.gov

Source: Alabama Statewide Student Database
Includes Credit Students Only

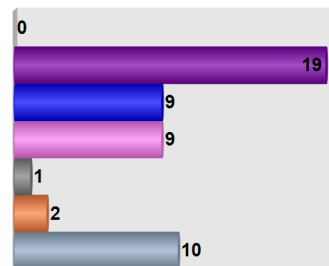
Race/Ethnicity

Race Summary



■ African Am / Non-Hispanic
■ White / Non-Hispanic
■ Other Races

Detail of Other Races



■ Native Hawaiian / Pacific Islander
■ Am Indian/Alaskan Native
■ Asian
■ Hispanic
■ NR Alien
■ Multiracial Designations
■ Unknown / Not Reported

Origins of All Students

Florida	15
Georgia	7
Mississippi	7
Tennessee	1
Other US States and Territories	120
Non-US	0
From Alabama	1,199

Top Five Alabama Counties - Undergraduate Students

Clarke	25%
Monroe	21%
Washington	10%
Choctaw	9%
Wilcox	5%

Top Five Alabama Public - Feeder High Schools

# of 2012-13 H.S. Graduates Enrolled			
Thomasville	Thomasville City	52	
Monroe County	Monroe County	38	
Excel	Monroe County	36	
Clarke County	Clarke County	33	
Jackson	Clarke County	27	

Summary of 2012-2013 Completions

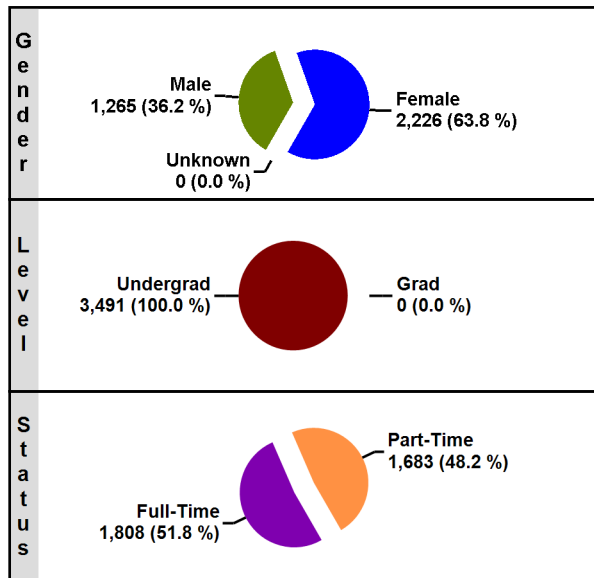
<1 Year	50
<2 Year	52
Associate	199
<4 Year	0
Baccalaureate	0
Post Baccalaureate	0
Master's	0
Post Master's	0
Doctoral	0

Retention of 1st Time Degree-Seeking Freshmen

# of Fall 2012 Cohort Students	418
Enrolled or Completed Same Inst. FA 2013	56%
Enrolled Other AL Public Inst. FA 2013	10%

Enrollment

Total Enrollment 3,491



Students Enrolled in Remedial Courses

Math Only	417
English Only	100
Math & English	253

Enrollment by Type of Tuition Paid

Type	Undergraduate	Graduate
In-State	3,381	0
Out-of-State	17	0
Non-Resident Exempt, paying In-State	93	0
Consortium	0	0
Distance Education	0	0

Financial Aid

Received	2,577
Not Received	914

Migration within Alabama Public Institutions

Transfer In	152
Transfer Out	227



Fall 2013
Sumiton, AL

Bevill State Community College



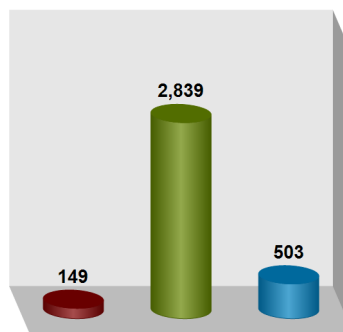
Institutional Student Profiles
Alabama Commission on Higher Education

www.ache.alabama.gov

Source: Alabama Statewide Student Database
Includes Credit Students Only

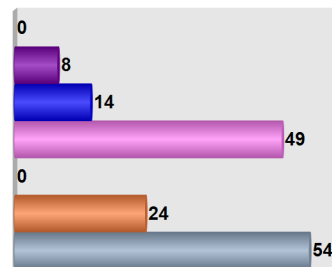
Race/Ethnicity

Race Summary



■ African Am / Non-Hispanic
■ White / Non-Hispanic
■ Other Races

Detail of Other Races



■ Native Hawaiian / Pacific Islander
■ Am Indian/Alaskan Native
■ Asian
■ Hispanic
■ NR Alien
■ Multiracial Designations
■ Unknown / Not Reported

Origins of All Students

Florida	0
Georgia	4
Mississippi	100
Tennessee	1
Other US States and Territories	260
Non-US	1
From Alabama	3,125

Top Five Alabama Counties - Undergraduate Students

Walker	33%
Marion	13%
Jefferson	12%
Fayette	7%
Lamar	7%

Top Five Alabama Public - Feeder High Schools

# of 2012-13 H.S. Graduates Enrolled		
Walker	Jasper City	66
Dora	Walker County	44
Curry	Walker County	42
Cordova	Walker County	37
Lamar County High-	Lamar County	37

Summary of 2012-2013 Completions

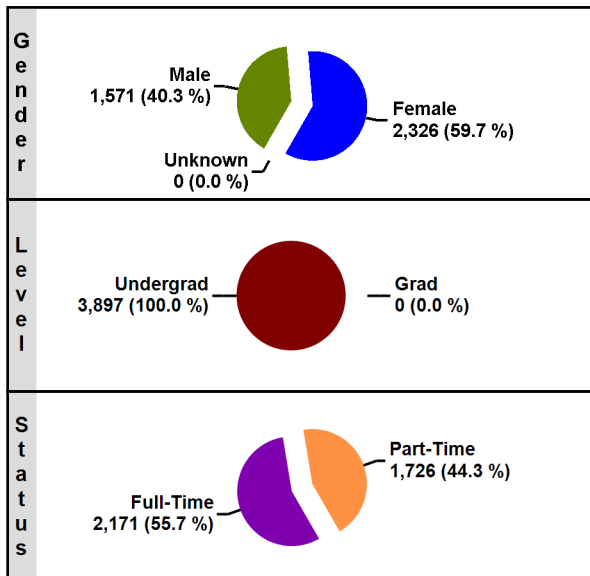
<1 Year	164
<2 Year	135
Associate	424
<4 Year	0
Baccalaureate	0
Post Baccalaureate	0
Master's	0
Post Master's	0
Doctoral	0

Retention of 1st Time Degree-Seeking Freshmen

# of Fall 2012 Cohort Students	883
Enrolled or Completed Same Inst. FA 2013	53%
Enrolled Other AL Public Inst. FA 2013	3%

Enrollment

Total Enrollment 3,897



Students Enrolled in Remedial Courses

Math Only	432
English Only	149
Math & English	366

Enrollment by Type of Tuition Paid

Type	Undergraduate	Graduate
In-State	3,728	0
Out-of-State	108	0
Non-Resident Exempt, paying In-State	61	0
Consortium	0	0
Distance Education	0	0

Financial Aid

Received	3,270
Not Received	627

Migration within Alabama Public Institutions

Transfer In	190
Transfer Out	236



Fall 2013
Mobile, AL

Bishop State Community College

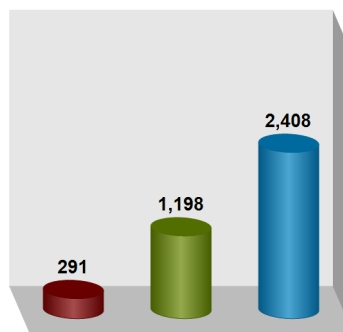


Institutional Student Profiles
Alabama Commission on Higher Education
www.ache.alabama.gov

Source: Alabama Statewide Student Database
Includes Credit Students Only

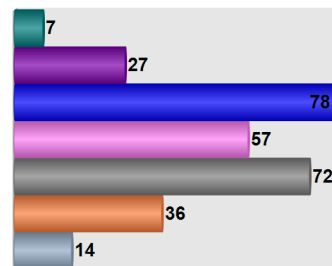
Race/Ethnicity

Race Summary



■ African Am / Non-Hispanic
■ White / Non-Hispanic
■ Other Races

Detail of Other Races



■ Native Hawaiian / Pacific Islander
■ Am Indian/Alaskan Native
■ Asian
■ Hispanic
■ NR Alien
■ Multiracial Designations
■ Unknown / Not Reported

Origins of All Students

Florida	22
Georgia	3
Mississippi	62
Tennessee	0
Other US States and Territories	50
Non-US	60
From Alabama	3,700

Top Five Alabama Counties - Undergraduate Students

Mobile	87%
Baldwin	3%
UNKNOWN ALABAMA COUNTIES	2%
Washington	2%
Clarke	1%

Top Five Alabama Public - Feeder High Schools

# of 2012-13 H.S. Graduates Enrolled		
Murphy	Mobile County	54
Mattie T Blount	Mobile County	44
John L Leflore Magnet	Mobile County	43
CF Vigor	Mobile County	34
Ben C Rain	Mobile County	32

Summary of 2012-2013 Completions

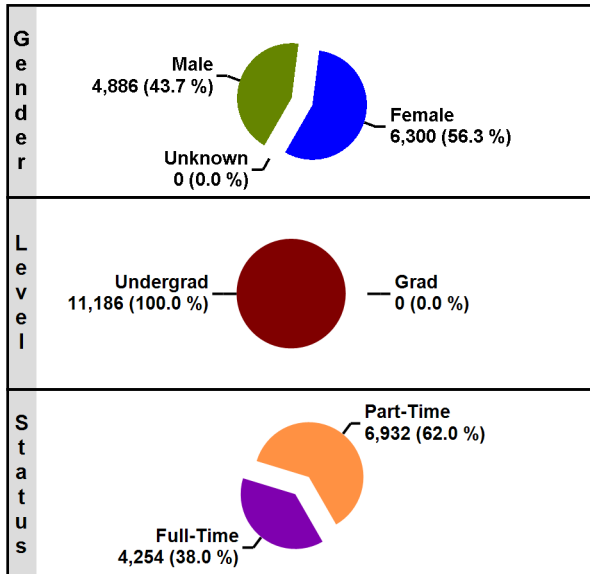
<1 Year	111
<2 Year	59
Associate	217
<4 Year	0
Baccalaureate	0
Post Baccalaureate	0
Master's	0
Post Master's	0
Doctoral	0

Retention of 1st Time Degree-Seeking Freshmen

# of Fall 2012 Cohort Students	949
Enrolled or Completed Same Inst. FA 2013	38%
Enrolled Other AL Public Inst. FA 2013	2%

Enrollment

Total Enrollment 11,186



Students Enrolled in Remedial Courses

Math Only	639
English Only	526
Math & English	509

Enrollment by Type of Tuition Paid

Type	Undergraduate	Graduate
In-State	10,962	0
Out-of-State	158	0
Non-Resident Exempt, paying In-State	66	0
Consortium	0	0
Distance Education	0	0

Financial Aid

Received	5,513
Not Received	5,673

Migration within Alabama Public Institutions

Transfer In	324
Transfer Out	1,194



Fall 2013
Decatur, AL

Calhoun Community College



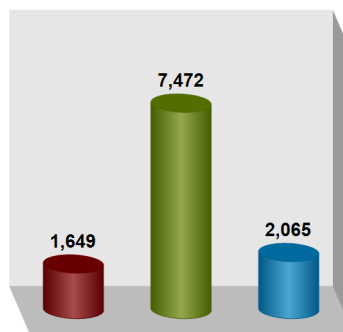
Institutional Student Profiles
Alabama Commission on Higher Education

www.ache.alabama.gov

Source: Alabama Statewide Student Database
Includes Credit Students Only

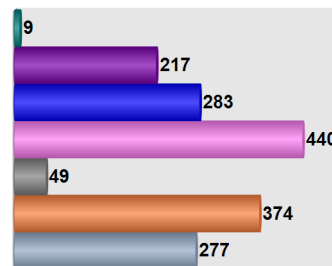
Race/Ethnicity

Race Summary



■ African Am / Non-Hispanic
■ White / Non-Hispanic
■ Other Races

Detail of Other Races



■ Native Hawaiian / Pacific Islander
■ Am Indian/Alaskan Native
■ Asian
■ Hispanic
■ NR Alien
■ Multiracial Designations
■ Unknown / Not Reported

Origins of All Students

Florida	9
Georgia	21
Mississippi	3
Tennessee	162
Other US States and Territories	58
Non-US	3
From Alabama	10,930

Top Five Alabama Counties - Undergraduate Students

Madison	46%
Morgan	18%
Limestone	14%
UNKNOWN ALABAMA COUNTIES	12%
Lawrence	3%

Top Five Alabama Public - Feeder High Schools

# of 2012-13 H.S. Graduates Enrolled	1,193	
Bob Jones	Madison City	106
Sparkman	Madison County	94
Austin	Decatur City	73
Hazel Green	Madison County	66
Virgil Grissom	Huntsville City	64

Summary of 2012-2013 Completions

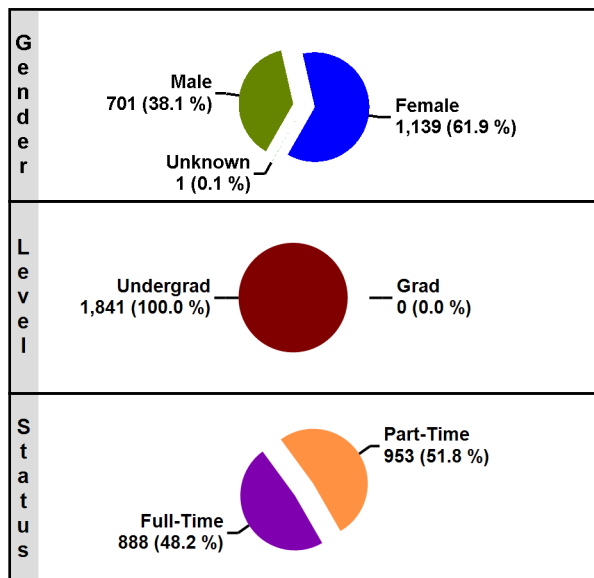
<1 Year	373
<2 Year	66
Associate	1,115
<4 Year	0
Baccalaureate	0
Post Baccalaureate	0
Master's	0
Post Master's	0
Doctoral	0

Retention of 1st Time Degree-Seeking Freshmen

# of Fall 2012 Cohort Students	2,199
Enrolled or Completed Same Inst. FA 2013	53%
Enrolled Other AL Public Inst. FA 2013	5%

Enrollment

Total Enrollment 1,841



Students Enrolled in Remedial Courses

Math Only	133
English Only	87
Math & English	71

Enrollment by Type of Tuition Paid

Type	Undergraduate	Graduate
In-State	1,827	0
Out-of-State	14	0
Non-Resident Exempt, paying In-State	0	0
Consortium	0	0
Distance Education	0	0

Financial Aid

Received	1,351
Not Received	490

Migration within Alabama Public Institutions

Transfer In	50
Transfer Out	224



Fall 2013
Alexander City, AL

Central Alabama Community College

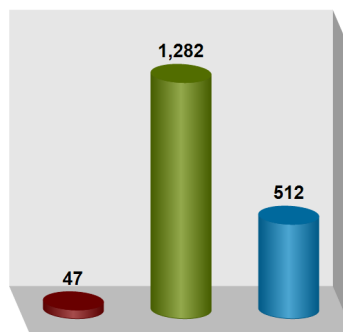


Institutional Student Profiles
Alabama Commission on Higher Education
www.ache.alabama.gov

Source: Alabama Statewide Student Database
Includes Credit Students Only

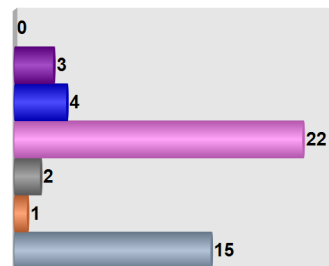
Race/Ethnicity

Race Summary



African Am / Non-Hispanic
White / Non-Hispanic
Other Races

Detail of Other Races



Native Hawaiian / Pacific Islander
Am Indian/Alaskan Native
Asian
Hispanic
NR Alien
Multiracial Designations
Unknown / Not Reported

Origins of All Students

Florida	0
Georgia	3
Mississippi	0
Tennessee	1
Other US States and Territories	2
Non-US	2
From Alabama	1,833

Top Five Alabama Counties - Undergraduate Students

Talladega	46%
Tallapoosa	29%
Elmore	7%
Shelby	4%
Coosa	4%

Top Five Alabama Public - Feeder High Schools

# of 2012-13 H.S. Graduates Enrolled	335	
Benjamin Russell	Alexander City	84
Sylacauga	Sylacauga City	36
Childersburg	Talladega County	20
Elmore County	Elmore County	19
Talladega	Talladega City	19

Summary of 2012-2013 Completions

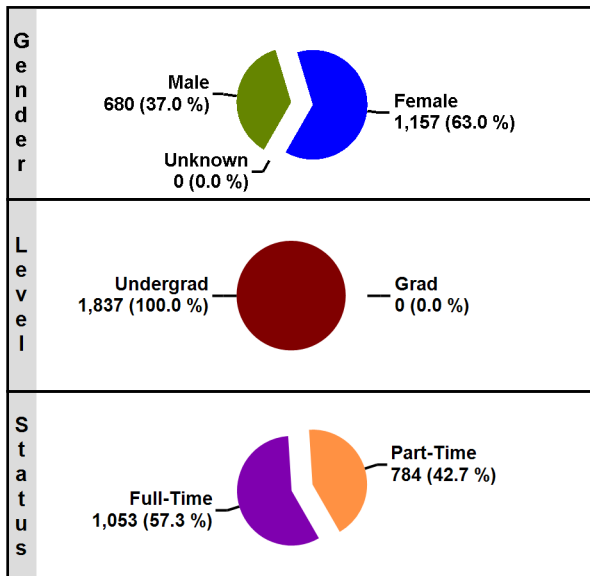
<1 Year	13
<2 Year	23
Associate	233
<4 Year	0
Baccalaureate	0
Post Baccalaureate	0
Master's	0
Post Master's	0
Doctoral	0

Retention of 1st Time Degree-Seeking Freshmen

# of Fall 2012 Cohort Students	503
Enrolled or Completed Same Inst. FA 2013	53%
Enrolled Other AL Public Inst. FA 2013	6%

Enrollment

Total Enrollment 1,837



Students Enrolled in Remedial Courses

Math Only	383
English Only	42
Math & English	198

Enrollment by Type of Tuition Paid

Type	Undergraduate	Graduate
In-State	1,248	0
Out-of-State	38	0
Non-Resident Exempt, paying In-State	551	0
Consortium	0	0
Distance Education	0	0

Financial Aid

Received	1,522
Not Received	315

Migration within Alabama Public Institutions

Transfer In	50
Transfer Out	99



Fall 2013
Phenix City, AL

Chattahoochee Valley Community College

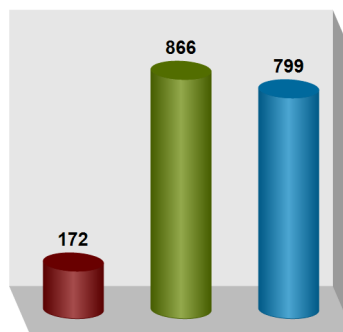


Institutional Student Profiles
Alabama Commission on Higher Education
www.ache.alabama.gov

Source: Alabama Statewide Student Database
Includes Credit Students Only

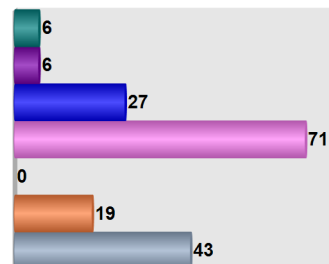
Race/Ethnicity

Race Summary



■ African Am / Non-Hispanic
■ White / Non-Hispanic
■ Other Races

Detail of Other Races



■ Native Hawaiian / Pacific Islander
■ Am Indian/Alaskan Native
■ Asian
■ Hispanic
■ NR Alien
■ Multiracial Designations
■ Unknown / Not Reported

Origins of All Students

Florida	1
Georgia	598
Mississippi	0
Tennessee	0
Other US States and Territories	34
Non-US	0
From Alabama	1,204

Top Five Alabama Counties - Undergraduate Students

Russell	36%
Lee	23%
UNKNOWN ALABAMA COUNTIES	4%
Chambers	< 1%
Bullock	< 1%

Top Five Alabama Public - Feeder High Schools

# of 2012-13 H.S. Graduates Enrolled			
217	Central	Phenix City	78
70	Smiths Station	Lee County	70
43	Russell County	Russell County	43
5	Beulah	Lee County	5
5	Opelika	Opelika City	5

Summary of 2012-2013 Completions

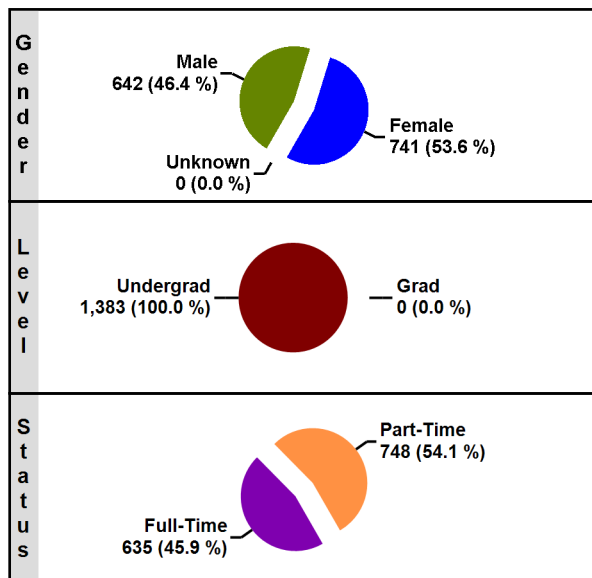
<1 Year	19
<2 Year	9
Associate	167
<4 Year	0
Baccalaureate	0
Post Baccalaureate	0
Master's	0
Post Master's	0
Doctoral	0

Retention of 1st Time Degree-Seeking Freshmen

# of Fall 2012 Cohort Students	446
Enrolled or Completed Same Inst. FA 2013	48%
Enrolled Other AL Public Inst. FA 2013	4%

Enrollment

Total Enrollment 1,383



Students Enrolled in Remedial Courses

Math Only	184
English Only	44
Math & English	105

Enrollment by Type of Tuition Paid

Type	Undergraduate	Graduate
In-State	1,336	0
Out-of-State	19	0
Non-Resident Exempt, paying In-State	28	0
Consortium	0	0
Distance Education	0	0

Financial Aid

Received	1,225
Not Received	158

Migration within Alabama Public Institutions

Transfer In	109
Transfer Out	52



Fall 2013
Huntsville, AL

Drake State Community and Technical College



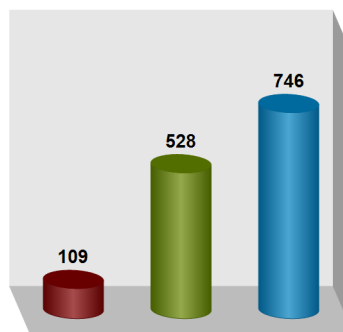
Institutional Student Profiles
Alabama Commission on Higher Education

www.ache.alabama.gov

Source: Alabama Statewide Student Database
Includes Credit Students Only

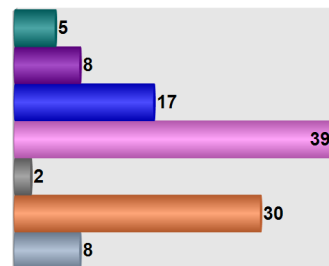
Race/Ethnicity

Race Summary



■ African Am / Non-Hispanic
■ White / Non-Hispanic
■ Other Races

Detail of Other Races



■ Native Hawaiian / Pacific Islander
■ Am Indian/Alaskan Native
■ Asian
■ Hispanic
■ NR Alien
■ Multiracial Designations
■ Unknown / Not Reported

Origins of All Students

Florida	0
Georgia	1
Mississippi	0
Tennessee	28
Other US States and Territories	82
Non-US	3
From Alabama	1,269

Top Five Alabama Counties - Undergraduate Students

Madison	78%
UNKNOWN ALABAMA COUNTIES	6%
Limestone	2%
Morgan	2%
Jackson	1%

Top Five Alabama Public - Feeder High Schools

# of 2012-13 H.S. Graduates Enrolled	67	
Lee	Huntsville City	12
Sparkman	Madison County	8
Virgil Grissom	Huntsville City	7
New Hope	Madison County	6
Huntsville	Huntsville City	5

Summary of 2012-2013 Completions

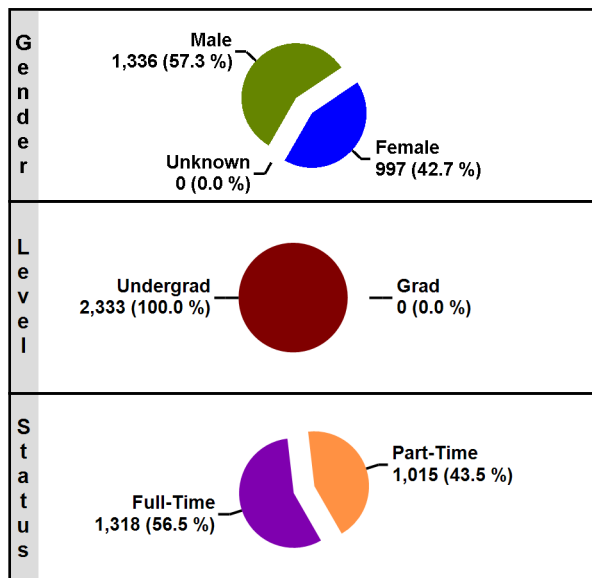
<1 Year	15
<2 Year	63
Associate	62
<4 Year	0
Baccalaureate	0
Post Baccalaureate	0
Master's	0
Post Master's	0
Doctoral	0

Retention of 1st Time Degree-Seeking Freshmen

# of Fall 2012 Cohort Students	191
Enrolled or Completed Same Inst. FA 2013	34%
Enrolled Other AL Public Inst. FA 2013	3%

Enrollment

Total Enrollment 2,333



Students Enrolled in Remedial Courses

Math Only	202
English Only	67
Math & English	75

Enrollment by Type of Tuition Paid

Type	Undergraduate	Graduate
In-State	2,270	0
Out-of-State	26	0
Non-Resident Exempt, paying In-State	37	0
Consortium	0	0
Distance Education	0	0

Financial Aid

Received	1,892
Not Received	441

Migration within Alabama Public Institutions

Transfer In	124
Transfer Out	248



Fall 2013
Enterprise, AL

Enterprise State Community College

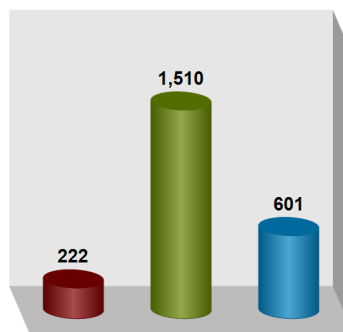


Institutional Student Profiles
Alabama Commission on Higher Education
www.ache.alabama.gov

Source: Alabama Statewide Student Database
Includes Credit Students Only

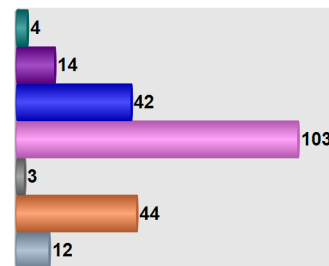
Race/Ethnicity

Race Summary



■ African Am / Non-Hispanic
■ White / Non-Hispanic
■ Other Races

Detail of Other Races



■ Native Hawaiian / Pacific Islander
■ Am Indian/Alaskan Native
■ Asian
■ Hispanic
■ NR Alien
■ Multiracial Designations
■ Unknown / Not Reported

Origins of All Students

Florida	44
Georgia	15
Mississippi	3
Tennessee	1
Other US States and Territories	183
Non-US	1
From Alabama	2,086

Top Five Alabama Counties - Undergraduate Students

Coffee	31%
Dale	14%
Mobile	10%
UNKNOWN ALABAMA COUNTIES	8%
Geneva	7%

Top Five Alabama Public - Feeder High Schools

# of 2012-13 H.S. Graduates Enrolled	299	
Enterprise	Enterprise City	112
New Brockton	Coffee County	15
Carroll	Ozark City	14
Geneva County	Geneva County	14
Wicksburg	Houston County	14

Summary of 2012-2013 Completions

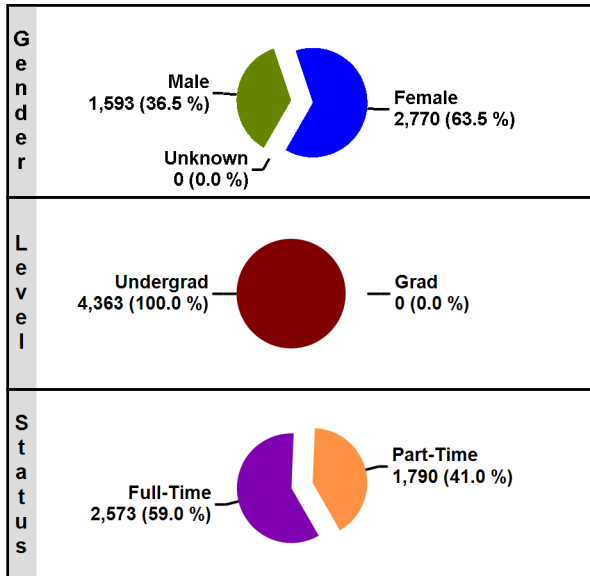
<1 Year	15
<2 Year	140
Associate	314
<4 Year	0
Baccalaureate	0
Post Baccalaureate	0
Master's	0
Post Master's	0
Doctoral	0

Retention of 1st Time Degree-Seeking Freshmen

# of Fall 2012 Cohort Students	352
Enrolled or Completed Same Inst. FA 2013	53%
Enrolled Other AL Public Inst. FA 2013	6%

Enrollment

Total Enrollment 4,363



Students Enrolled in Remedial Courses

Math Only	323
English Only	125
Math & English	224

Enrollment by Type of Tuition Paid

Type	Undergraduate	Graduate
In-State	4,267	0
Out-of-State	59	0
Non-Resident Exempt, paying In-State	37	0
Consortium	0	0
Distance Education	0	0

Financial Aid

Received	3,185
Not Received	1,178

Migration within Alabama Public Institutions

Transfer In	270
Transfer Out	465



Fall 2013
Bay Minette, AL

Faulkner State Community College

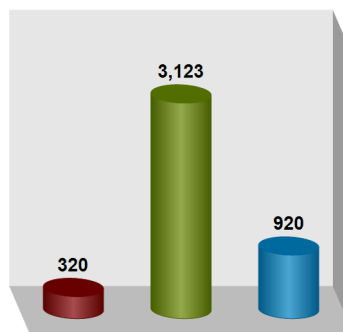


Institutional Student Profiles
Alabama Commission on Higher Education
www.ache.alabama.gov

Source: Alabama Statewide Student Database
Includes Credit Students Only

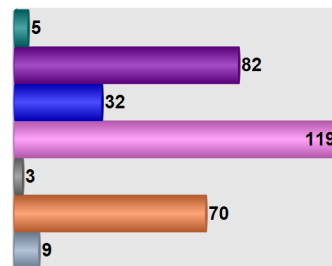
Race/Ethnicity

Race Summary



■ African Am / Non-Hispanic
■ White / Non-Hispanic
■ Other Races

Detail of Other Races



■ Native Hawaiian / Pacific Islander
■ Am Indian/Alaskan Native
■ Asian
■ Hispanic
■ NR Alien
■ Multiracial Designations
■ Unknown / Not Reported

Origins of All Students

Florida	49
Georgia	10
Mississippi	3
Tennessee	5
Other US States and Territories	104
Non-US	2
From Alabama	4,190

Top Five Alabama Counties - Undergraduate Students

Baldwin	52%
Mobile	33%
UNKNOWN ALABAMA COUNTIES	3%
Escambia	2%
Washington	1%

Top Five Alabama Public - Feeder High Schools

# of 2012-13 H.S. Graduates Enrolled		784
Baldwin County	Baldwin County	92
Fairhope	Baldwin County	64
Foley	Baldwin County	52
Robertsdale	Baldwin County	50
Spanish Fort	Baldwin County	44

Summary of 2012-2013 Completions

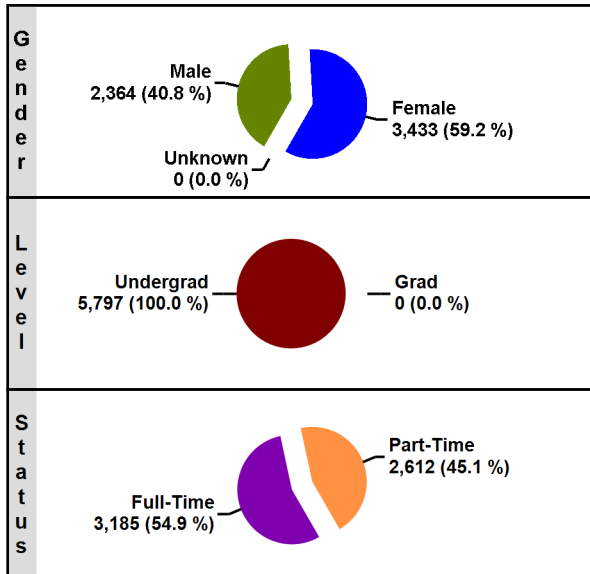
<1 Year	23
<2 Year	55
Associate	390
<4 Year	0
Baccalaureate	0
Post Baccalaureate	0
Master's	0
Post Master's	0
Doctoral	0

Retention of 1st Time Degree-Seeking Freshmen

# of Fall 2012 Cohort Students	1,177
Enrolled or Completed Same Inst. FA 2013	50%
Enrolled Other AL Public Inst. FA 2013	8%

Enrollment

Total Enrollment 5,797



Students Enrolled in Remedial Courses

Math Only	778
English Only	138
Math & English	232

Enrollment by Type of Tuition Paid

Type	Undergraduate	Graduate
In-State	5,655	0
Out-of-State	116	0
Non-Resident Exempt, paying In-State	26	0
Consortium	0	0
Distance Education	0	0

Financial Aid

Received	3,824
Not Received	1,973

Migration within Alabama Public Institutions

Transfer In	236
Transfer Out	374



Fall 2013
Gadsden, AL

Gadsden State Community College



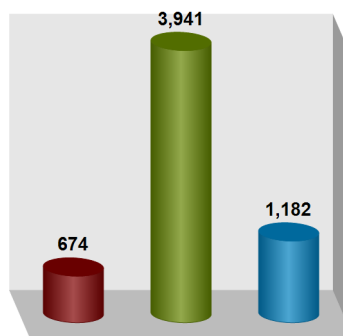
Institutional Student Profiles
Alabama Commission on Higher Education

www.ache.alabama.gov

Source: Alabama Statewide Student Database
Includes Credit Students Only

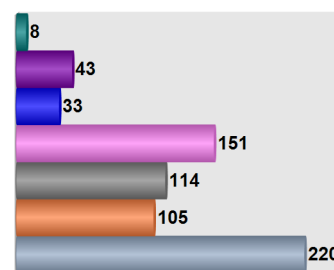
Race/Ethnicity

Race Summary



■ African Am / Non-Hispanic
■ White / Non-Hispanic
■ Other Races

Detail of Other Races



■ Native Hawaiian / Pacific Islander
■ Am Indian/Alaskan Native
■ Asian
■ Hispanic
■ NR Alien
■ Multiracial Designations
■ Unknown / Not Reported

Origins of All Students

Florida	7
Georgia	58
Mississippi	1
Tennessee	3
Other US States and Territories	200
Non-US	76
From Alabama	5,452

Top Five Alabama Counties - Undergraduate Students

Calhoun	34%
Etowah	32%
Cherokee	6%
Talladega	5%
St Clair	5%

Top Five Alabama Public - Feeder High Schools

# of 2012-13 H.S. Graduates Enrolled	777
Gadsden City	Gadsden City 75
Southside	Etowah County 67
Etowah	Attalla City 55
Oxford	Oxford City 45
Glencoe	Etowah County 30

Summary of 2012-2013 Completions

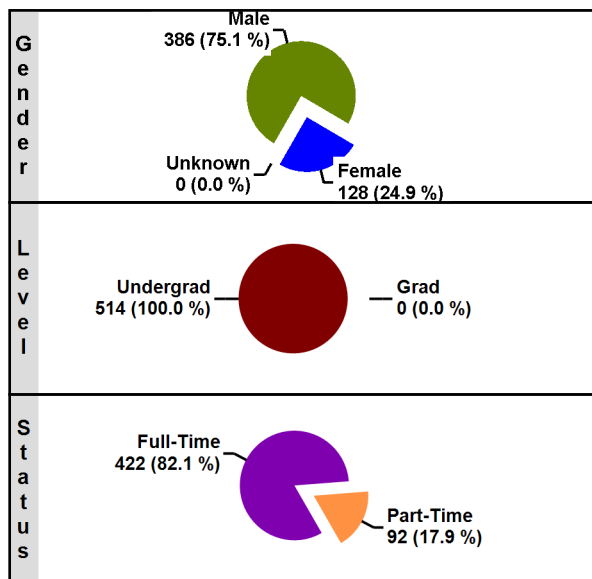
<1 Year	156
<2 Year	175
Associate	541
<4 Year	0
Baccalaureate	0
Post Baccalaureate	0
Master's	0
Post Master's	0
Doctoral	0

Retention of 1st Time Degree-Seeking Freshmen

# of Fall 2012 Cohort Students	1,319
Enrolled or Completed Same Inst. FA 2013	51%
Enrolled Other AL Public Inst. FA 2013	3%

Enrollment

Total Enrollment 514



Students Enrolled in Remedial Courses

Math Only	7
English Only	2
Math & English	22

Enrollment by Type of Tuition Paid

Type	Undergraduate	Graduate
In-State	514	0
Out-of-State	0	0
Non-Resident Exempt, paying In-State	0	0
Consortium	0	0
Distance Education	0	0

Financial Aid

Received	509
Not Received	5

Migration within Alabama Public Institutions

Transfer In	29
Transfer Out	2



Fall 2013
Deatsville, AL

Ingram State Technical College



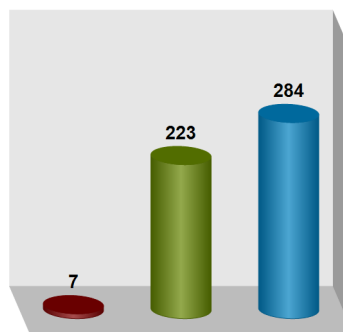
Institutional Student Profiles
Alabama Commission on Higher Education

www.ache.alabama.gov

Source: Alabama Statewide Student Database
Includes Credit Students Only

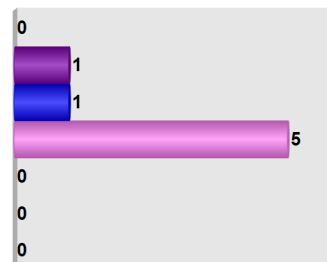
Race/Ethnicity

Race Summary



■ African Am / Non-Hispanic
■ White / Non-Hispanic
■ Other Races

Detail of Other Races



■ Native Hawaiian / Pacific Islander
■ Am Indian/Alaskan Native
■ Asian
■ Hispanic
■ NR Alien
■ Multiracial Designations
■ Unknown / Not Reported

Origins of All Students

Florida	0
Georgia	0
Mississippi	0
Tennessee	0
Other US States and Territories	1
Non-US	0
From Alabama	513

Top Five Alabama Counties - Undergraduate Students

Elmore	88%
Jefferson	11%
Escambia	< 1%

Top Five Alabama Public - Feeder High Schools

# of 2012-13 H.S. Graduates Enrolled	N/A
.....	N/A
.....	N/A
.....	N/A
.....	N/A
.....	N/A

Summary of 2012-2013 Completions

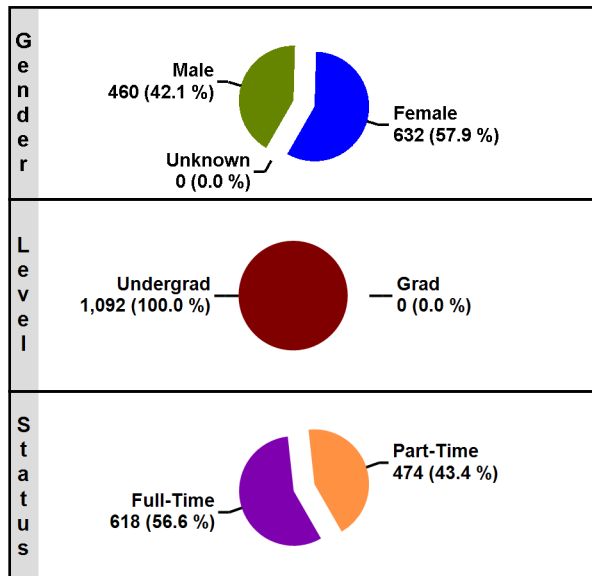
<1 Year	271
<2 Year	73
Associate	23
<4 Year	0
Baccalaureate	0
Post Baccalaureate	0
Master's	0
Post Master's	0
Doctoral	0

Retention of 1st Time Degree-Seeking Freshmen

# of Fall 2012 Cohort Students	N/A
Enrolled or Completed Same Inst. FA 2013	N/A
Enrolled Other AL Public Inst. FA 2013	N/A

Enrollment

Total Enrollment 1,092



Students Enrolled in Remedial Courses

Math Only	116
English Only	20
Math & English	86

Enrollment by Type of Tuition Paid

Type	Undergraduate	Graduate
In-State	915	0
Out-of-State	5	0
Non-Resident Exempt, paying In-State	172	0
Consortium	0	0
Distance Education	0	0

Financial Aid

Received	943
Not Received	149

Migration within Alabama Public Institutions

Transfer In	49
Transfer Out	115



Fall 2013
Brewton, AL

Jefferson Davis Community College



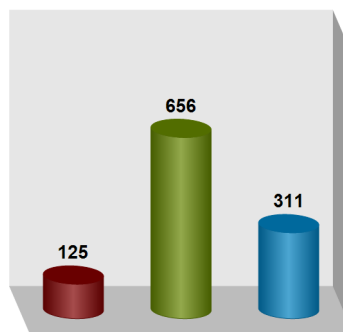
Institutional Student Profiles
Alabama Commission on Higher Education

www.ache.alabama.gov

Source: Alabama Statewide Student Database
Includes Credit Students Only

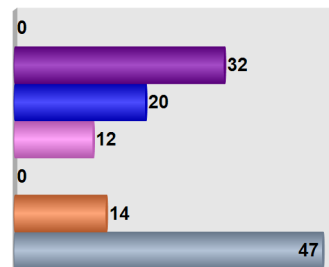
Race/Ethnicity

Race Summary



■ African Am / Non-Hispanic
■ White / Non-Hispanic
■ Other Races

Detail of Other Races



■ Native Hawaiian / Pacific Islander
■ Am Indian/Alaskan Native
■ Asian
■ Hispanic
■ NR Alien
■ Multiracial Designations
■ Unknown / Not Reported

Origins of All Students

Florida	177
Georgia	0
Mississippi	0
Tennessee	1
Other US States and Territories	52
Non-US	0
From Alabama	862

Top Five Alabama Counties - Undergraduate Students

Escambia	55%
Conecuh	8%
UNKNOWN ALABAMA COUNTIES	4%
Baldwin	3%
Monroe	2%

Top Five Alabama Public - Feeder High Schools

# of 2012-13 H.S. Graduates Enrolled		
TR Miller	Brewton City	40
W S Neal	Escambia County	29
Flomaton	Escambia County	28
Hillcrest	Conecuh County	13
Escambia County	Escambia County	11

Summary of 2012-2013 Completions

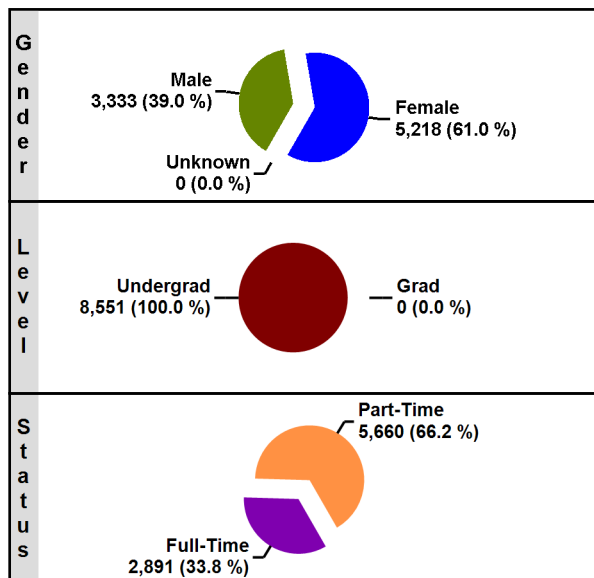
<1 Year	54
<2 Year	39
Associate	153
<4 Year	0
Baccalaureate	0
Post Baccalaureate	0
Master's	0
Post Master's	0
Doctoral	0

Retention of 1st Time Degree-Seeking Freshmen

# of Fall 2012 Cohort Students	320
Enrolled or Completed Same Inst. FA 2013	48%
Enrolled Other AL Public Inst. FA 2013	6%

Enrollment

Total Enrollment 8,551



Students Enrolled in Remedial Courses

Math Only	965
English Only	248
Math & English	496

Enrollment by Type of Tuition Paid

Type	Undergraduate	Graduate
In-State	8,284	0
Out-of-State	206	0
Non-Resident Exempt, paying In-State	61	0
Consortium	0	0
Distance Education	0	0

Financial Aid

Received	4,467
Not Received	4,084

Migration within Alabama Public Institutions

Transfer In	552
Transfer Out	941



Fall 2013
Birmingham, AL

Jefferson State Community College



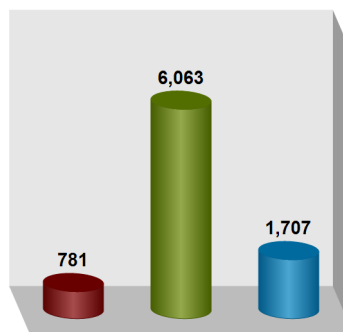
Institutional Student Profiles
Alabama Commission on Higher Education

www.ache.alabama.gov

Source: Alabama Statewide Student Database
Includes Credit Students Only

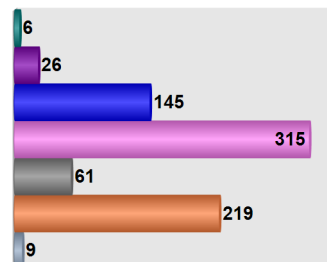
Race/Ethnicity

Race Summary



■ African Am / Non-Hispanic
■ White / Non-Hispanic
■ Other Races

Detail of Other Races



■ Native Hawaiian / Pacific Islander
■ Am Indian/Alaskan Native
■ Asian
■ Hispanic
■ NR Alien
■ Multiracial Designations
■ Unknown / Not Reported

Origins of All Students

Florida	38
Georgia	62
Mississippi	16
Tennessee	26
Other US States and Territories	137
Non-US	126
From Alabama	8,146

Top Five Alabama Counties - Undergraduate Students

Jefferson	47%
Shelby	22%
St Clair	11%
Chilton	6%
Blount	1%

Top Five Alabama Public - Feeder High Schools

# of 2012-13 H.S. Graduates Enrolled	864	
Pelham	Shelby County	60
Hoover	Hoover City	55
Thompson	Shelby County	47
Pell City	Pell City	42
Clay-Chalkville	Jefferson County	37

Summary of 2012-2013 Completions

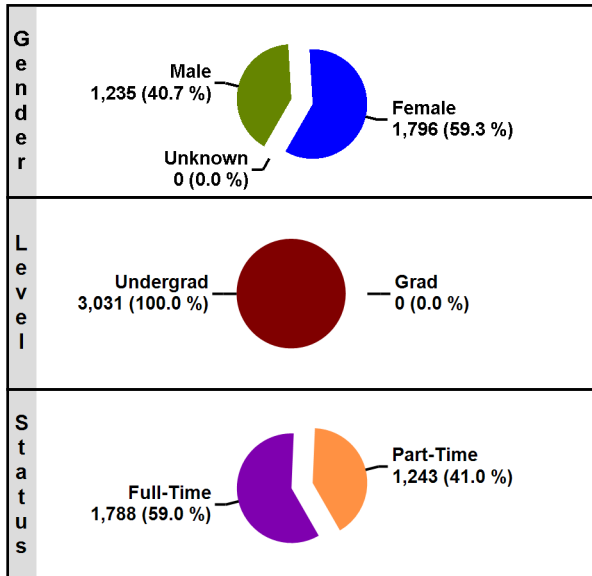
<1 Year	212
<2 Year	264
Associate	870
<4 Year	0
Baccalaureate	0
Post Baccalaureate	0
Master's	0
Post Master's	0
Doctoral	0

Retention of 1st Time Degree-Seeking Freshmen

# of Fall 2012 Cohort Students	1,592
Enrolled or Completed Same Inst. FA 2013	50%
Enrolled Other AL Public Inst. FA 2013	5%

Enrollment

Total Enrollment 3,031



Students Enrolled in Remedial Courses

Math Only	385
English Only	133
Math & English	345

Enrollment by Type of Tuition Paid

Type	Undergraduate	Graduate
In-State	2,994	0
Out-of-State	37	0
Non-Resident Exempt, paying In-State	0	0
Consortium	0	0
Distance Education	0	0

Financial Aid

Received	2,591
Not Received	440

Migration within Alabama Public Institutions

Transfer In	164
Transfer Out	290



Fall 2013
Birmingham, AL

Lawson State Community College



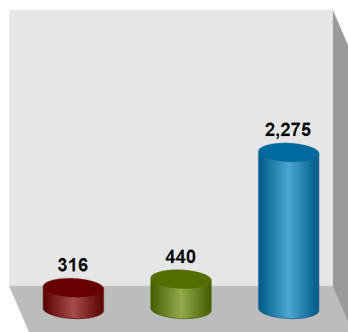
Institutional Student Profiles
Alabama Commission on Higher Education

www.ache.alabama.gov

Source: Alabama Statewide Student Database
Includes Credit Students Only

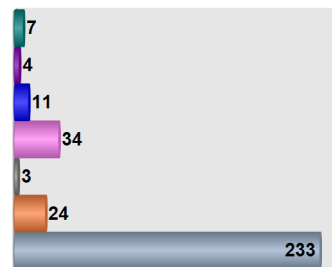
Race/Ethnicity

Race Summary



■ African Am / Non-Hispanic
■ White / Non-Hispanic
■ Other Races

Detail of Other Races



■ Native Hawaiian / Pacific Islander
■ Am Indian/Alaskan Native
■ Asian
■ Hispanic
■ NR Alien
■ Multiracial Designations
■ Unknown / Not Reported

Origins of All Students

Florida	1
Georgia	13
Mississippi	1
Tennessee	3
Other US States and Territories	38
Non-US	3
From Alabama	2,972

Top Five Alabama Counties - Undergraduate Students

Jefferson	85%
Tuscaloosa	3%
Shelby	3%
Bibb	1%
Montgomery	< 1%

Top Five Alabama Public - Feeder High Schools

# of 2012-13 H.S. Graduates Enrolled		390
Jackson-Olin	Birmingham City	32
Minor	Jefferson County	32
Wenonah	Birmingham City	32
Bessemer City	Bessemer City	20
Hueytown	Jefferson County	20

Summary of 2012-2013 Completions

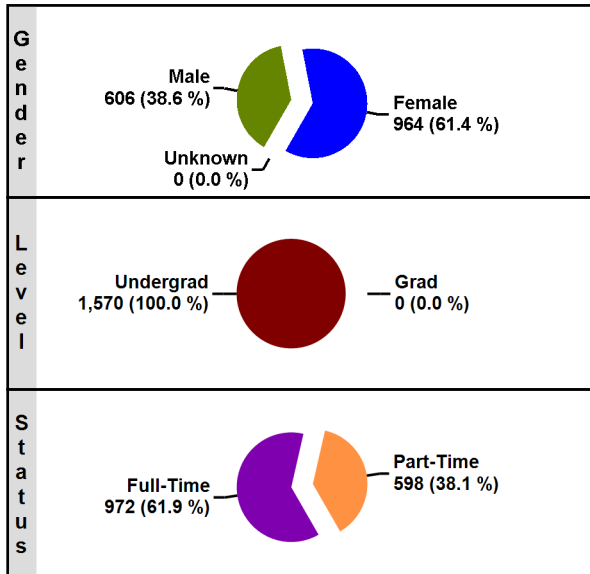
<1 Year	192
<2 Year	154
Associate	281
<4 Year	0
Baccalaureate	0
Post Baccalaureate	0
Master's	0
Post Master's	0
Doctoral	0

Retention of 1st Time Degree-Seeking Freshmen

# of Fall 2012 Cohort Students	771
Enrolled or Completed Same Inst. FA 2013	46%
Enrolled Other AL Public Inst. FA 2013	5%

Enrollment

Total Enrollment 1,570



Students Enrolled in Remedial Courses

Math Only	221
English Only	39
Math & English	119

Enrollment by Type of Tuition Paid

Type	Undergraduate	Graduate
In-State	1,498	0
Out-of-State	24	0
Non-Resident Exempt, paying In-State	48	0
Consortium	0	0
Distance Education	0	0

Financial Aid

Received	1,140
Not Received	430


Migration within Alabama Public Institutions

Transfer In	65
Transfer Out	196



Fall 2013
Andalusia, AL

Lurleen B. Wallace Community College

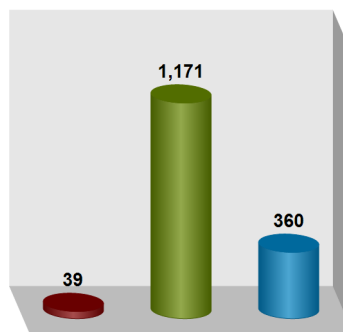


Institutional Student Profiles
Alabama Commission on Higher Education
www.ache.alabama.gov

Source: Alabama Statewide Student Database
Includes Credit Students Only

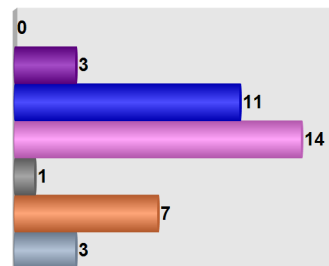
Race/Ethnicity

Race Summary



■ African Am / Non-Hispanic
■ White / Non-Hispanic
■ Other Races

Detail of Other Races



■ Native Hawaiian / Pacific Islander
■ Am Indian/Alaskan Native
■ Asian
■ Hispanic
■ NR Alien
■ Multiracial Designations
■ Unknown / Not Reported

Origins of All Students

Florida	58
Georgia	9
Mississippi	1
Tennessee	0
Other US States and Territories	166
Non-US	0
From Alabama	1,336

Top Five Alabama Counties - Undergraduate Students

Covington	37%
Crenshaw	13%
Butler	12%
UNKNOWN ALABAMA COUNTIES	7%
Coffee	6%

Top Five Alabama Public - Feeder High Schools

# of 2012-13 H.S. Graduates Enrolled	295	
Straughn	Covington County	34
Greenville	Butler County	33
Andalusia	Andalusia City	31
Opp	Opp City	31
Brantley	Crenshaw County	24

Summary of 2012-2013 Completions

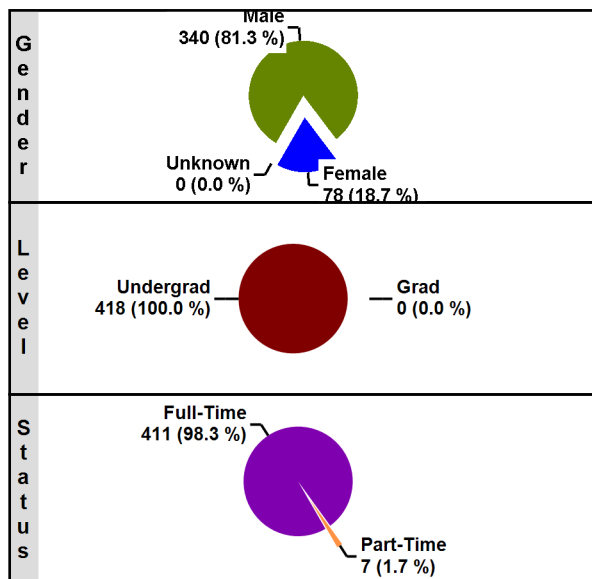
<1 Year	115
<2 Year	91
Associate	205
<4 Year	0
Baccalaureate	0
Post Baccalaureate	0
Master's	0
Post Master's	0
Doctoral	0

Retention of 1st Time Degree-Seeking Freshmen

# of Fall 2012 Cohort Students	392
Enrolled or Completed Same Inst. FA 2013	54%
Enrolled Other AL Public Inst. FA 2013	5%

Enrollment

Total Enrollment 418



Students Enrolled in Remedial Courses

Math Only	39
English Only	19
Math & English	37

Enrollment by Type of Tuition Paid

Type	Undergraduate	Graduate
In-State	144	0
Out-of-State	274	0
Non-Resident Exempt, paying In-State	0	0
Consortium	0	0
Distance Education	0	0

Financial Aid

Received	389
Not Received	29

Migration within Alabama Public Institutions

Transfer In	4
Transfer Out	36



Fall 2013
Marion, AL

Marion Military Institute



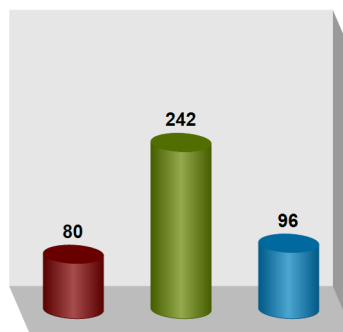
Institutional Student Profiles Alabama Commission on Higher Education

www.ache.alabama.gov

Source: Alabama Statewide Student Database
Includes Credit Students Only

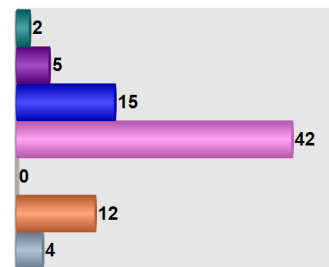
Race/Ethnicity

Race Summary



■ African Am / Non-Hispanic
■ White / Non-Hispanic
■ Other Races

Detail of Other Races



■ Native Hawaiian / Pacific Islander
■ Am Indian/Alaskan Native
■ Asian
■ Hispanic
■ NR Alien
■ Multiracial Designations
■ Unknown / Not Reported

Origins of All Students

Florida	45
Georgia	24
Mississippi	12
Tennessee	16
Other US States and Territories	177
Non-US	0
From Alabama	144

Top Five Alabama Counties - Undergraduate Students

Jefferson	5%
Madison	5%
Mobile	3%
Montgomery	3%
Shelby	2%

Top Five Alabama Public - Feeder High Schools

# of 2012-13 H.S. Graduates Enrolled		46
Moody	St Clair County	4
Hillcrest	Tuscaloosa County	3
Theodore	Mobile County	3
Athens	Athens City	2
Baker	Mobile County	2

Summary of 2012-2013 Completions

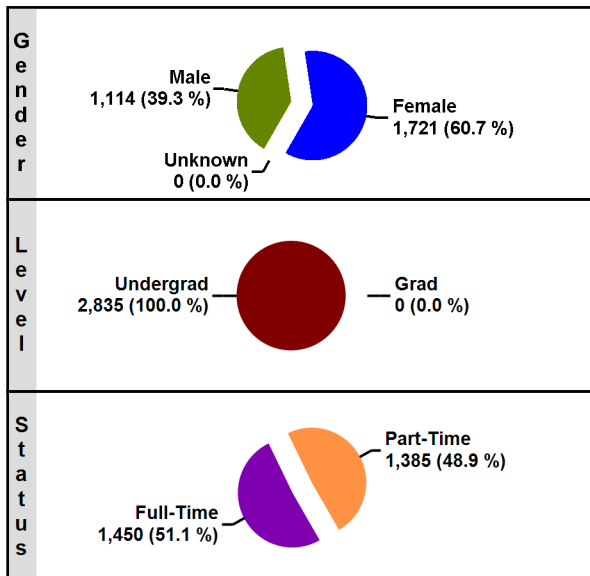
<1 Year	0
<2 Year	0
Associate	81
<4 Year	0
Baccalaureate	0
Post Baccalaureate	0
Master's	0
Post Master's	0
Doctoral	0

Retention of 1st Time Degree-Seeking Freshmen

# of Fall 2012 Cohort Students	244
Enrolled or Completed Same Inst. FA 2013	38%
Enrolled Other AL Public Inst. FA 2013	4%

Enrollment

Total Enrollment 2,835



Students Enrolled in Remedial Courses

Math Only	249
English Only	63
Math & English	103

Enrollment by Type of Tuition Paid

Type	Undergraduate	Graduate
In-State	2,794	0
Out-of-State	6	0
Non-Resident Exempt, paying In-State	35	0
Consortium	0	0
Distance Education	0	0

Financial Aid

Received	2,256
Not Received	579

Migration within Alabama Public Institutions

Transfer In	37
Transfer Out	246



Fall 2013
Rainsville, AL

Northeast Alabama Community College



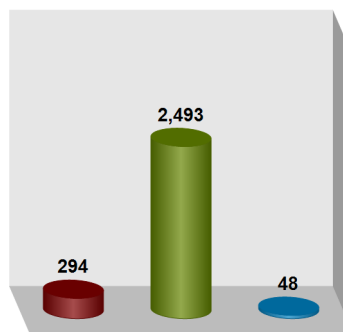
Institutional Student Profiles
Alabama Commission on Higher Education

www.ache.alabama.gov

Source: Alabama Statewide Student Database
Includes Credit Students Only

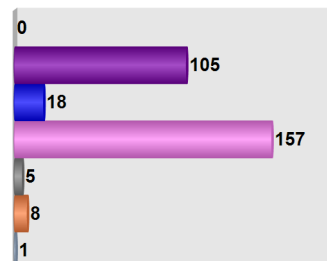
Race/Ethnicity

Race Summary



■ African Am / Non-Hispanic
■ White / Non-Hispanic
■ Other Races

Detail of Other Races



■ Native Hawaiian / Pacific Islander
■ Am Indian/Alaskan Native
■ Asian
■ Hispanic
■ NR Alien
■ Multiracial Designations
■ Unknown / Not Reported

Origins of All Students

Florida	0
Georgia	34
Mississippi	0
Tennessee	5
Other US States and Territories	3
Non-US	2
From Alabama	2,791

Top Five Alabama Counties - Undergraduate Students

DeKalb	54%
Jackson	38%
Marshall	4%
Cherokee	1%
Madison	< 1%

Top Five Alabama Public - Feeder High Schools

# of 2012-13 H.S. Graduates Enrolled		
Fort Payne	Fort Payne City	82
Scottsboro	Scottsboro City	66
Plainview School	Dekalb County	47
Pisgah	Jackson County	34
North Sand Mountain	Jackson County	32

Summary of 2012-2013 Completions

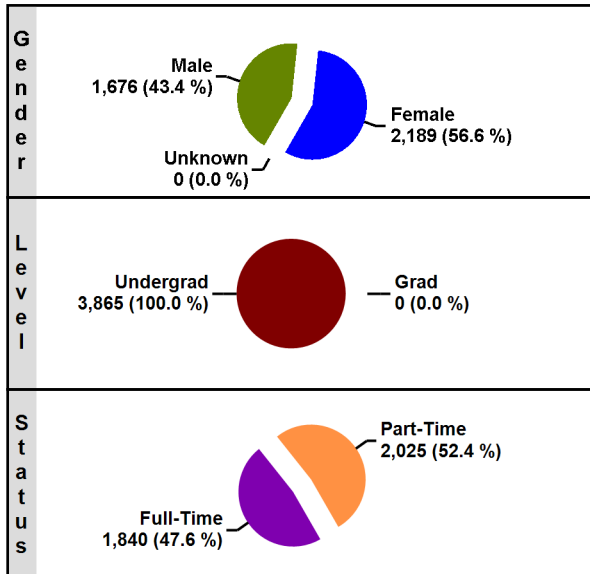
<1 Year	250
<2 Year	107
Associate	529
<4 Year	0
Baccalaureate	0
Post Baccalaureate	0
Master's	0
Post Master's	0
Doctoral	0

Retention of 1st Time Degree-Seeking Freshmen

# of Fall 2012 Cohort Students	741
Enrolled or Completed Same Inst. FA 2013	58%
Enrolled Other AL Public Inst. FA 2013	3%

Enrollment

Total Enrollment 3,865



Students Enrolled in Remedial Courses

Math Only	438
English Only	75
Math & English	219

Enrollment by Type of Tuition Paid

Type	Undergraduate	Graduate
In-State	3,756	0
Out-of-State	7	0
Non-Resident Exempt, paying In-State	102	0
Consortium	0	0
Distance Education	0	0

Financial Aid

Received	2,560
Not Received	1,305

Migration within Alabama Public Institutions

Transfer In	133
Transfer Out	287



Fall 2013
Muscle Shoals, AL

Northwest-Shoals Community College

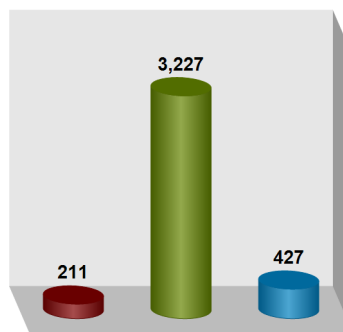


Institutional Student Profiles
Alabama Commission on Higher Education
www.ache.alabama.gov

Source: Alabama Statewide Student Database
Includes Credit Students Only

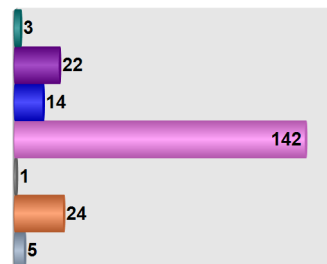
Race/Ethnicity

Race Summary



■ African Am / Non-Hispanic
■ White / Non-Hispanic
■ Other Races

Detail of Other Races



■ Native Hawaiian / Pacific Islander
■ Am Indian/Alaskan Native
■ Asian
■ Hispanic
■ NR Alien
■ Multiracial Designations
■ Unknown / Not Reported

Origins of All Students

Florida	0
Georgia	1
Mississippi	21
Tennessee	85
Other US States and Territories	68
Non-US	1
From Alabama	3,689

Top Five Alabama Counties - Undergraduate Students

Lauderdale	37%
Colbert	25%
Franklin	17%
Winston	6%
Lawrence	5%

Top Five Alabama Public - Feeder High Schools

# of 2012-13 H.S. Graduates Enrolled		
642	Russellville	Russellville City
65	Muscle Shoals	Muscle Shoals City
49	Florence	Florence City
40	Haleyville	Haleyville City
39	Deshler	Tuscumbia City
33		

Summary of 2012-2013 Completions

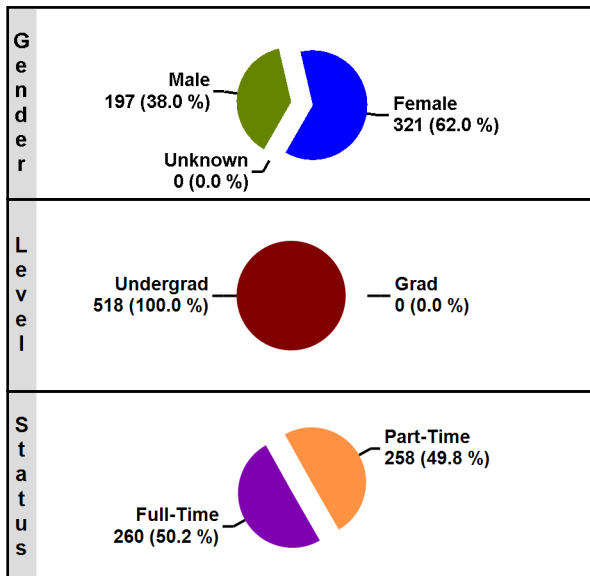
<1 Year	226
<2 Year	96
Associate	432
<4 Year	0
Baccalaureate	0
Post Baccalaureate	0
Master's	0
Post Master's	0
Doctoral	0

Retention of 1st Time Degree-Seeking Freshmen

# of Fall 2012 Cohort Students	860
Enrolled or Completed Same Inst. FA 2013	49%
Enrolled Other AL Public Inst. FA 2013	3%

Enrollment

Total Enrollment 518



Students Enrolled in Remedial Courses

Math Only	20
English Only	14
Math & English	8

Enrollment by Type of Tuition Paid

Type	Undergraduate	Graduate
In-State	510	0
Out-of-State	0	0
Non-Resident Exempt, paying In-State	8	0
Consortium	0	0
Distance Education	0	0

Financial Aid

Received	456
Not Received	62

Migration within Alabama Public Institutions

Transfer In	50
Transfer Out	36



Fall 2013
Evergreen, AL

Reid State Technical College



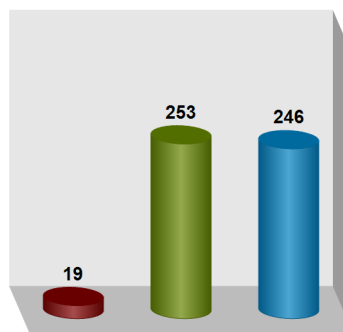
Institutional Student Profiles
Alabama Commission on Higher Education

www.ache.alabama.gov

Source: Alabama Statewide Student Database
Includes Credit Students Only

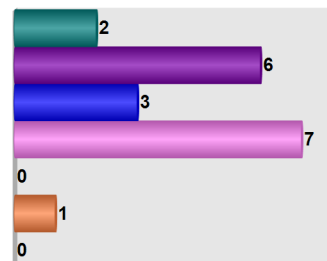
Race/Ethnicity

Race Summary



■ African Am / Non-Hispanic
■ White / Non-Hispanic
■ Other Races

Detail of Other Races



■ Native Hawaiian / Pacific Islander
■ Am Indian/Alaskan Native
■ Asian
■ Hispanic
■ NR Alien
■ Multiracial Designations
■ Unknown / Not Reported

Origins of All Students

Florida	7
Georgia	0
Mississippi	0
Tennessee	0
Other US States and Territories	17
Non-US	0
From Alabama	494

Top Five Alabama Counties - Undergraduate Students

Butler	23%
Conecuh	21%
Escambia	18%
Monroe	15%
UNKNOWN ALABAMA COUNTIES	6%

Top Five Alabama Public - Feeder High Schools

# of 2012-13 H.S. Graduates Enrolled			
McKenzie	Butler County	7	
W S Neal	Escambia County	7	
J U Blacksher School	Monroe County	5	
Excel	Monroe County	3	
Georgiana School	Butler County	3	

Summary of 2012-2013 Completions

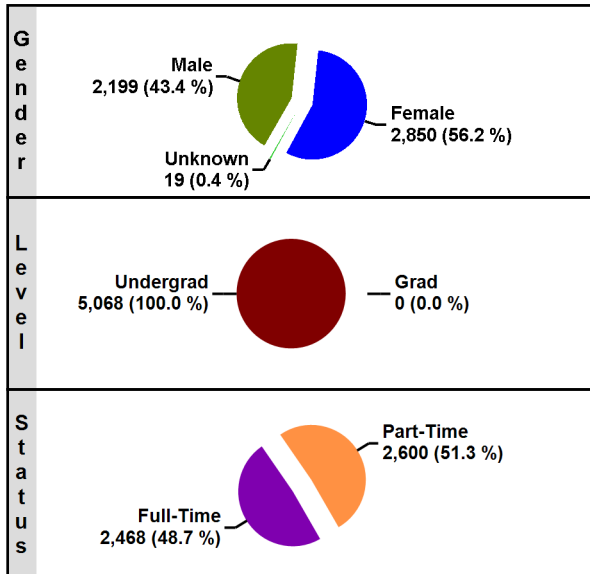
<1 Year	64
<2 Year	73
Associate	52
<4 Year	0
Baccalaureate	0
Post Baccalaureate	0
Master's	0
Post Master's	0
Doctoral	0

Retention of 1st Time Degree-Seeking Freshmen

# of Fall 2012 Cohort Students	94
Enrolled or Completed Same Inst. FA 2013	44%
Enrolled Other AL Public Inst. FA 2013	6%

Enrollment

Total Enrollment 5,068



Students Enrolled in Remedial Courses

Math Only	440
English Only	253
Math & English	218

Enrollment by Type of Tuition Paid

Type	Undergraduate	Graduate
In-State	4,852	0
Out-of-State	171	0
Non-Resident Exempt, paying In-State	45	0
Consortium	0	0
Distance Education	0	0

Financial Aid

Received	2,811
Not Received	2,257

Migration within Alabama Public Institutions

Transfer In	322
Transfer Out	427



Fall 2013
Tuscaloosa, AL

Shelton State Community College



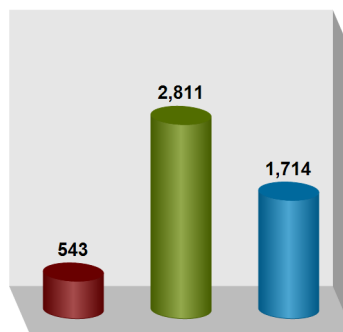
Institutional Student Profiles
Alabama Commission on Higher Education

www.ache.alabama.gov

Source: Alabama Statewide Student Database
Includes Credit Students Only

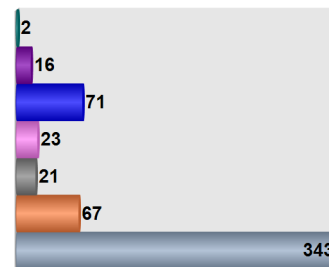
Race/Ethnicity

Race Summary



■ African Am / Non-Hispanic
■ White / Non-Hispanic
■ Other Races

Detail of Other Races



■ Native Hawaiian / Pacific Islander
■ Am Indian/Alaskan Native
■ Asian
■ Hispanic
■ NR Alien
■ Multiracial Designations
■ Unknown / Not Reported

Origins of All Students

Florida	24
Georgia	45
Mississippi	36
Tennessee	11
Other US States and Territories	124
Non-US	77
From Alabama	4,751

Top Five Alabama Counties - Undergraduate Students

Tuscaloosa	57%
Jefferson	6%
Hale	4%
Bibb	4%
Pickens	3%

Top Five Alabama Public - Feeder High Schools

# of 2012-13 H.S. Graduates Enrolled	825	
Tuscaloosa County	Tuscaloosa County	103
Hillcrest	Tuscaloosa County	86
Northridge	Tuscaloosa City	45
Brookwood	Tuscaloosa County	43
Bibb County	Bibb County	35

Summary of 2012-2013 Completions

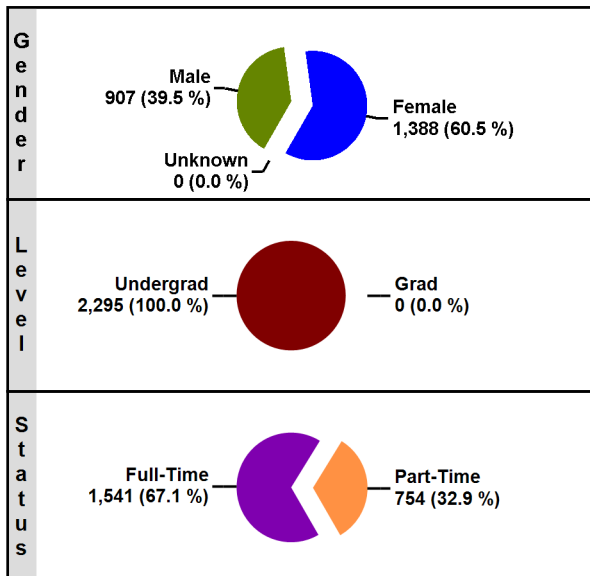
<1 Year	59
<2 Year	120
Associate	323
<4 Year	0
Baccalaureate	0
Post Baccalaureate	0
Master's	0
Post Master's	0
Doctoral	0

Retention of 1st Time Degree-Seeking Freshmen

# of Fall 2012 Cohort Students	1,209
Enrolled or Completed Same Inst. FA 2013	51%
Enrolled Other AL Public Inst. FA 2013	6%

Enrollment

Total Enrollment 2,295



Students Enrolled in Remedial Courses

Math Only	389
English Only	28
Math & English	148

Enrollment by Type of Tuition Paid

Type	Undergraduate	Graduate
In-State	2,261	0
Out-of-State	32	0
Non-Resident Exempt, paying In-State	2	0
Consortium	0	0
Distance Education	0	0

Financial Aid

Received	1,775
Not Received	520

Migration within Alabama Public Institutions

Transfer In	111
Transfer Out	331



Fall 2013
Boaz, AL

Snead State Community College



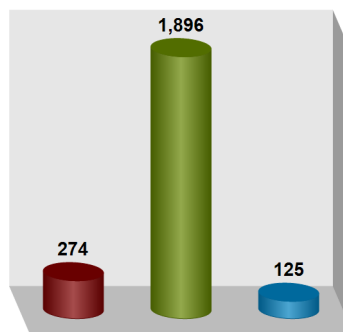
Institutional Student Profiles Alabama Commission on Higher Education

www.ache.alabama.gov

Source: Alabama Statewide Student Database
Includes Credit Students Only

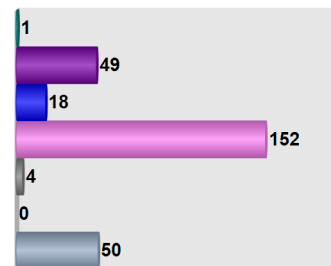
Race/Ethnicity

Race Summary



■ African Am / Non-Hispanic
■ White / Non-Hispanic
■ Other Races

Detail of Other Races



■ Native Hawaiian / Pacific Islander
■ Am Indian/Alaskan Native
■ Asian
■ Hispanic
■ NR Alien
■ Multiracial Designations
■ Unknown / Not Reported

Origins of All Students

Florida	2
Georgia	10
Mississippi	2
Tennessee	1
Other US States and Territories	20
Non-US	0
From Alabama	2,260

Top Five Alabama Counties - Undergraduate Students

Marshall	64%
Etowah	14%
DeKalb	8%
Blount	3%
Madison	1%

Top Five Alabama Public - Feeder High Schools

# of 2012-13 H.S. Graduates Enrolled			
534	Albertville	Albertville City	88
	Boaz	Boaz City	69
	Douglas	Marshall County	43
	Guntersville	Guntersville City	43
	Arab	Arab City	41

Summary of 2012-2013 Completions

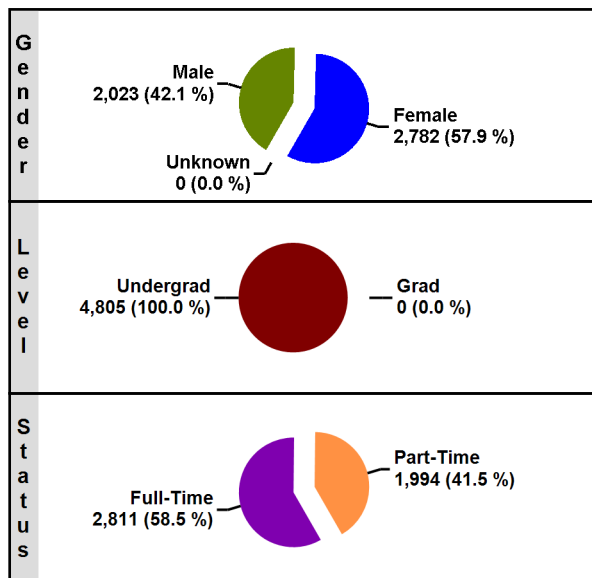
<1 Year	46
<2 Year	1
Associate	426
<4 Year	0
Baccalaureate	0
Post Baccalaureate	0
Master's	0
Post Master's	0
Doctoral	0

Retention of 1st Time Degree-Seeking Freshmen

# of Fall 2012 Cohort Students	749
Enrolled or Completed Same Inst. FA 2013	57%
Enrolled Other AL Public Inst. FA 2013	7%

Enrollment

Total Enrollment 4,805



Students Enrolled in Remedial Courses

Math Only	405
English Only	112
Math & English	271

Enrollment by Type of Tuition Paid

Type	Undergraduate	Graduate
In-State	4,276	0
Out-of-State	202	0
Non-Resident Exempt, paying In-State	327	0
Consortium	0	0
Distance Education	0	0

Financial Aid

Received	3,246
Not Received	1,559

Migration within Alabama Public Institutions

Transfer In	380
Transfer Out	390



Fall 2013
Wadley, AL

Southern Union State Community College

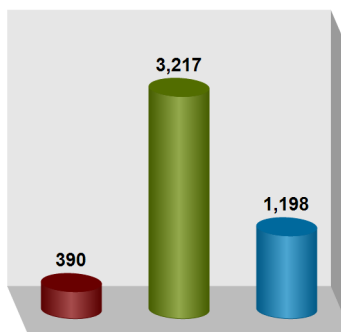


Institutional Student Profiles
Alabama Commission on Higher Education
www.ache.alabama.gov

Source: Alabama Statewide Student Database
Includes Credit Students Only

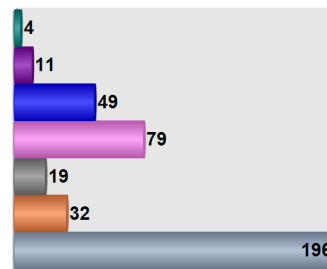
Race/Ethnicity

Race Summary



■ African Am / Non-Hispanic
■ White / Non-Hispanic
■ Other Races

Detail of Other Races



■ Native Hawaiian / Pacific Islander
■ Am Indian/Alaskan Native
■ Asian
■ Hispanic
■ NR Alien
■ Multiracial Designations
■ Unknown / Not Reported

Origins of All Students

Florida	24
Georgia	355
Mississippi	2
Tennessee	5
Other US States and Territories	212
Non-US	28
From Alabama	4,179

Top Five Alabama Counties - Undergraduate Students

Lee	31%
UNKNOWN ALABAMA COUNTIES	14%
Chambers	10%
Randolph	6%
Tallapoosa	4%

Top Five Alabama Public - Feeder High Schools

# of 2012-13 H.S. Graduates Enrolled		
Opelika	Opelika City	100
Auburn	Auburn City	83
Valley	Chambers County	51
Smiths Station	Lee County	48
Handley	Roanoke City	38

Summary of 2012-2013 Completions

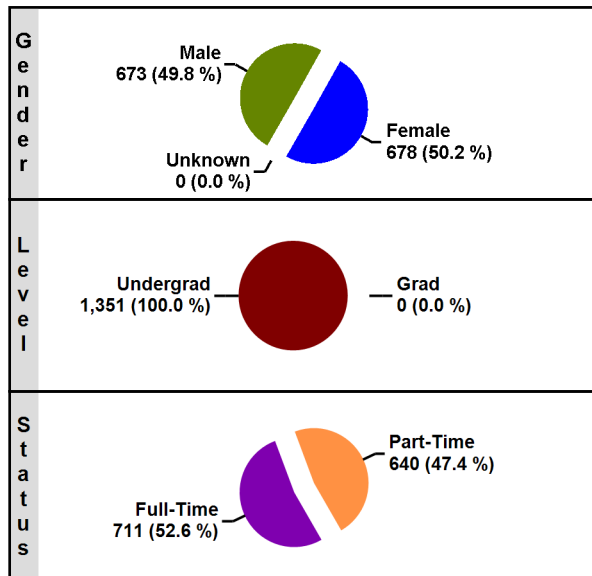
<1 Year	37
<2 Year	94
Associate	551
<4 Year	0
Baccalaureate	0
Post Baccalaureate	0
Master's	0
Post Master's	0
Doctoral	0

Retention of 1st Time Degree-Seeking Freshmen

# of Fall 2012 Cohort Students	1,268
Enrolled or Completed Same Inst. FA 2013	54%
Enrolled Other AL Public Inst. FA 2013	6%

Enrollment

Total Enrollment 1,351



Students Enrolled in Remedial Courses

Math Only	87
English Only	54
Math & English	70

Enrollment by Type of Tuition Paid

Type	Undergraduate	Graduate
In-State	1,351	0
Out-of-State	0	0
Non-Resident Exempt, paying In-State	0	0
Consortium	0	0
Distance Education	0	0

Financial Aid

Received	996
Not Received	355

Migration within Alabama Public Institutions

Transfer In	65
Transfer Out	24



Fall 2013
Montgomery, AL

Trenholm State Technical College

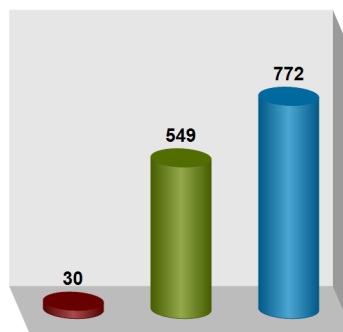


Institutional Student Profiles
Alabama Commission on Higher Education
www.ache.alabama.gov

Source: Alabama Statewide Student Database
Includes Credit Students Only

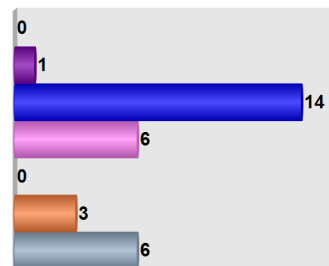
Race/Ethnicity

Race Summary



■ African Am / Non-Hispanic
■ White / Non-Hispanic
■ Other Races

Detail of Other Races



■ Native Hawaiian / Pacific Islander
■ Am Indian/Alaskan Native
■ Asian
■ Hispanic
■ NR Alien
■ Multiracial Designations
■ Unknown / Not Reported

Origins of All Students

Florida	0
Georgia	0
Mississippi	0
Tennessee	1
Other US States and Territories	17
Non-US	0
From Alabama	1,333

Top Five Alabama Counties - Undergraduate Students

Montgomery	54%
Elmore	15%
Autauga	11%
Macon	5%
Lowndes	3%

Top Five Alabama Public - Feeder High Schools

# of 2012-13 H.S. Graduates Enrolled		
Prattville	Autauga County	12
Stanhope Elmore	Elmore County	7
Wetumpka	Elmore County	6
Carver Senior	Montgomery County	5
Jefferson Davis	Montgomery County	5

Summary of 2012-2013 Completions

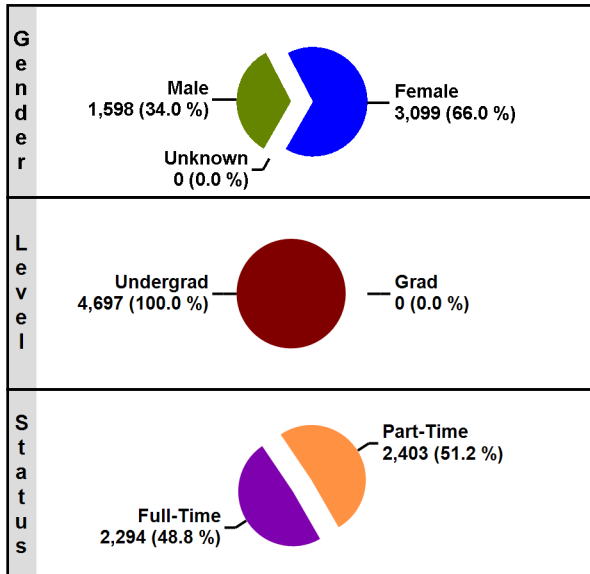
<1 Year	227
<2 Year	71
Associate	154
<4 Year	0
Baccalaureate	0
Post Baccalaureate	0
Master's	0
Post Master's	0
Doctoral	0

Retention of 1st Time Degree-Seeking Freshmen

# of Fall 2012 Cohort Students	330
Enrolled or Completed Same Inst. FA 2013	47%
Enrolled Other AL Public Inst. FA 2013	4%

Enrollment

Total Enrollment 4,697



Students Enrolled in Remedial Courses

Math Only	679
English Only	129
Math & English	233

Enrollment by Type of Tuition Paid

Type	Undergraduate	Graduate
In-State	4,458	0
Out-of-State	33	0
Non-Resident Exempt, paying In-State	206	0
Consortium	0	0
Distance Education	0	0

Financial Aid

Received	3,374
Not Received	1,323


Migration within Alabama Public Institutions

Transfer In	152
Transfer Out	414



Fall 2013
Dothan, AL

Wallace Community College Dothan



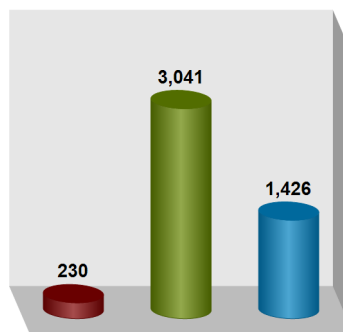
Institutional Student Profiles
Alabama Commission on Higher Education

www.ache.alabama.gov

Source: Alabama Statewide Student Database
Includes Credit Students Only

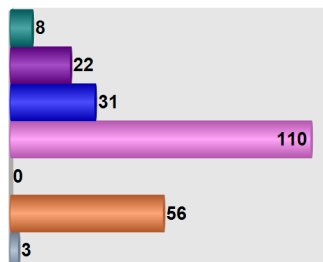
Race/Ethnicity

Race Summary



■ African Am / Non-Hispanic
■ White / Non-Hispanic
■ Other Races

Detail of Other Races



■ Native Hawaiian / Pacific Islander
■ Am Indian/Alaskan Native
■ Asian
■ Hispanic
■ NR Alien
■ Multiracial Designations
■ Unknown / Not Reported

Origins of All Students

Florida	106
Georgia	106
Mississippi	1
Tennessee	3
Other US States and Territories	110
Non-US	0
From Alabama	4,371

Top Five Alabama Counties - Undergraduate Students

Houston	37%
UNKNOWN ALABAMA COUNTIES	16%
Dale	14%
Barbour	10%
Henry	6%

Top Five Alabama Public - Feeder High Schools

# of 2012-13 H.S. Graduates Enrolled	555	
Northview	Dothan City	75
Dothan	Dothan City	60
Rehobeth	Houston County	51
Eufaula	Eufaula City	42
Ashford	Houston County	36

Summary of 2012-2013 Completions

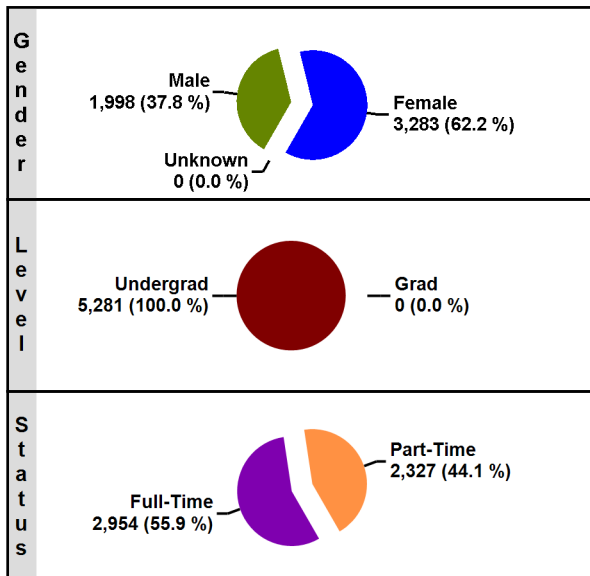
<1 Year	267
<2 Year	182
Associate	537
<4 Year	0
Baccalaureate	0
Post Baccalaureate	0
Master's	0
Post Master's	0
Doctoral	0

Retention of 1st Time Degree-Seeking Freshmen

# of Fall 2012 Cohort Students	1,039
Enrolled or Completed Same Inst. FA 2013	53%
Enrolled Other AL Public Inst. FA 2013	5%

Enrollment

Total Enrollment 5,281



Students Enrolled in Remedial Courses

Math Only	576
English Only	75
Math & English	194

Enrollment by Type of Tuition Paid

Type	Undergraduate	Graduate
In-State	5,178	0
Out-of-State	103	0
Non-Resident Exempt, paying In-State	0	0
Consortium	0	0
Distance Education	0	0

Financial Aid

Received	3,637
Not Received	1,644

Migration within Alabama Public Institutions

Transfer In	255
Transfer Out	458



Fall 2013
Hanceville, AL

Wallace State Community College Hanceville

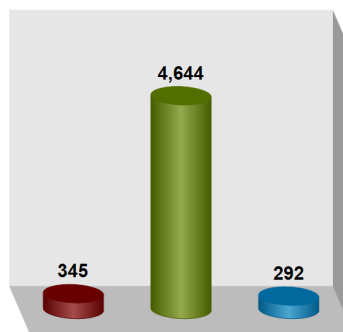


Institutional Student Profiles
Alabama Commission on Higher Education
www.ache.alabama.gov

Source: Alabama Statewide Student Database
Includes Credit Students Only

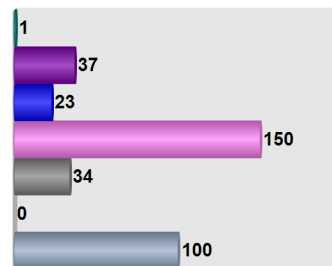
Race/Ethnicity

Race Summary



■ African Am / Non-Hispanic
■ White / Non-Hispanic
■ Other Races

Detail of Other Races



■ Native Hawaiian / Pacific Islander
■ Am Indian/Alaskan Native
■ Asian
■ Hispanic
■ NR Alien
■ Multiracial Designations
■ Unknown / Not Reported

Origins of All Students

Florida	3
Georgia	4
Mississippi	1
Tennessee	3
Other US States and Territories	2,209
Non-US	27
From Alabama	3,034

Top Five Alabama Counties - Undergraduate Students

Cullman	23%
Jefferson	9%
Blount	8%
Morgan	5%
Marshall	4%

Top Five Alabama Public - Feeder High Schools

# of 2012-13 H.S. Graduates Enrolled			
819	Cullman	Cullman City	73
65	West Point	Cullman County	65
46	Hayden	Blount County	46
42	Good Hope	Cullman County	42
41	Mortimer Jordan	Jefferson County	41

Summary of 2012-2013 Completions

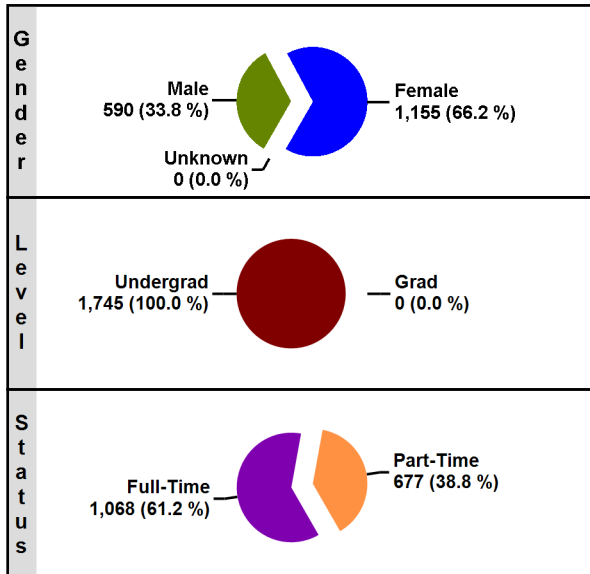
<1 Year	70
<2 Year	94
Associate	761
<4 Year	0
Baccalaureate	0
Post Baccalaureate	0
Master's	0
Post Master's	0
Doctoral	0

Retention of 1st Time Degree-Seeking Freshmen

# of Fall 2012 Cohort Students	1,132
Enrolled or Completed Same Inst. FA 2013	61%
Enrolled Other AL Public Inst. FA 2013	7%

Enrollment

Total Enrollment 1,745



Students Enrolled in Remedial Courses

Math Only	144
English Only	65
Math & English	83

Enrollment by Type of Tuition Paid

Type	Undergraduate	Graduate
In-State	1,738	0
Out-of-State	7	0
Non-Resident Exempt, paying In-State	0	0
Consortium	0	0
Distance Education	0	0

Financial Aid

Received	1,498
Not Received	247

Migration within Alabama Public Institutions

Transfer In	77
Transfer Out	121



Fall 2013
Selma, AL

Wallace State Community College Selma

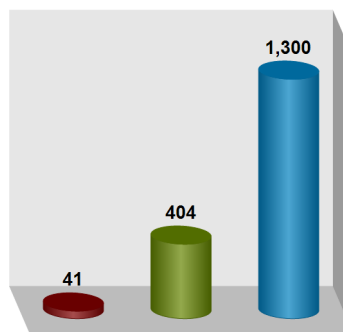


Institutional Student Profiles
Alabama Commission on Higher Education
www.ache.alabama.gov

Source: Alabama Statewide Student Database
Includes Credit Students Only

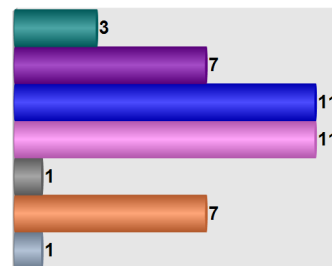
Race/Ethnicity

Race Summary



■ African Am / Non-Hispanic
■ White / Non-Hispanic
■ Other Races

Detail of Other Races



■ Native Hawaiian / Pacific Islander
■ Am Indian/Alaskan Native
■ Asian
■ Hispanic
■ NR Alien
■ Multiracial Designations
■ Unknown / Not Reported

Origins of All Students

Florida	1
Georgia	4
Mississippi	0
Tennessee	0
Other US States and Territories	31
Non-US	0
From Alabama	1,709

Top Five Alabama Counties - Undergraduate Students

Dallas	57%
Perry	8%
Montgomery	6%
Autauga	5%
Wilcox	4%

Top Five Alabama Public - Feeder High Schools

# of 2012-13 H.S. Graduates Enrolled		259
Selma	Selma City	52
Southside	Dallas County	41
Dallas County	Dallas County	38
Robert C Hatch	Perry County	18
Wilcox Central	Wilcox County	14

Summary of 2012-2013 Completions

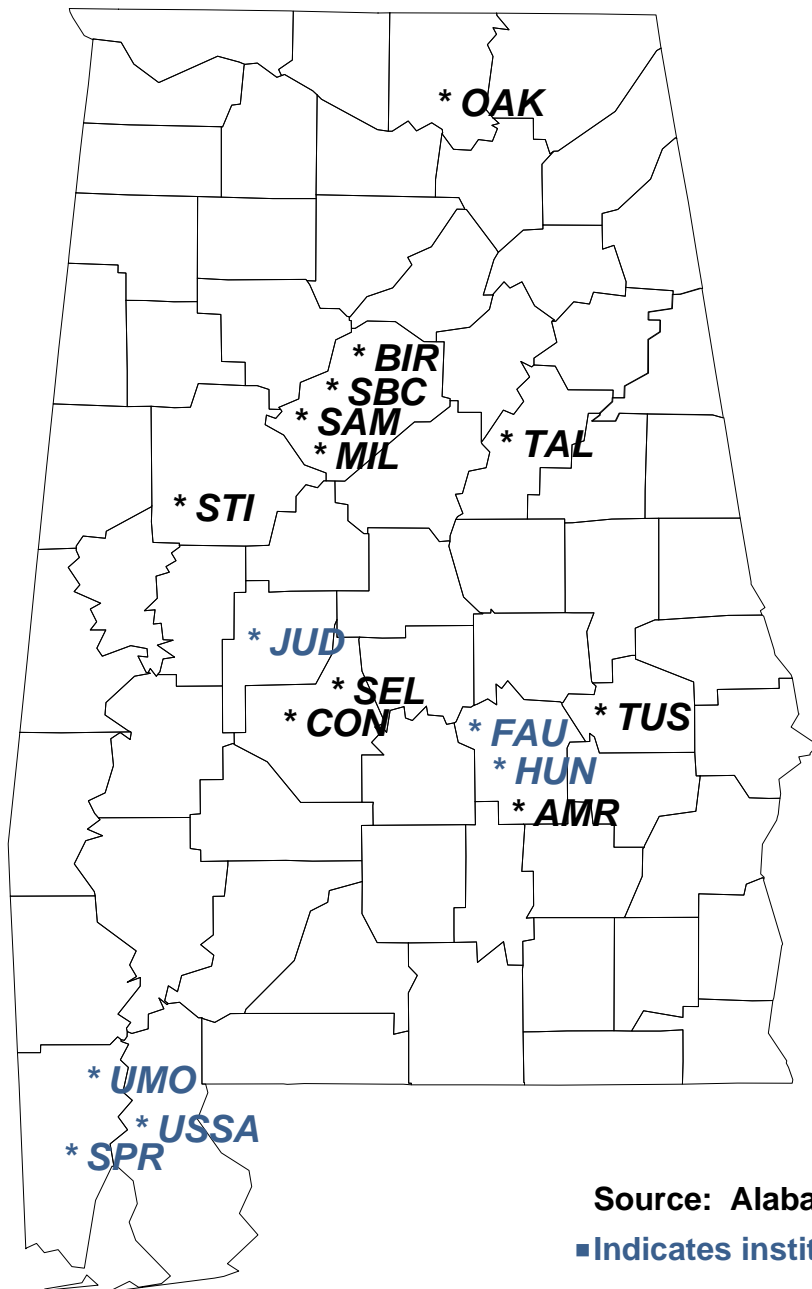
<1 Year	37
<2 Year	144
Associate	226
<4 Year	0
Baccalaureate	0
Post Baccalaureate	0
Master's	0
Post Master's	0
Doctoral	0

Retention of 1st Time Degree-Seeking Freshmen

# of Fall 2012 Cohort Students	381
Enrolled or Completed Same Inst. FA 2013	48%
Enrolled Other AL Public Inst. FA 2013	3%

ALABAMA COMMISSION ON HIGHER EDUCATION INSTITUTIONAL STUDENT PROFILES FALL 2013

NON-PROFIT INDEPENDENT INSTITUTIONS



- Amridge University (AMR)
- Birmingham-Southern College (BIR)
- Concordia College (CON)
- Faulkner University (FAU)
- Huntingdon College (HUN)
- Judson College (JUD)
- Miles College (MIL)
- Oakwood University (OAK)
- Samford University (SAM)
- Selma University (SEL)
- Southeastern Bible College (SBC)
- Spring Hill College (SPR)
- Stillman College (STI)
- Talladega College (TAL)
- Tuskegee University (TUS)
- United States Sports Academy (USSA)
- University of Mobile (UMO)

Source: Alabama Statewide Student Database

■ Indicates institutions that submitted Fall 2013 data

Alabama Independent Colleges

The Alabama Association of Independent Colleges and Universities (AAICU) promotes and protects the interests of independent higher education in Alabama and oversees scholarship fundraising efforts for students attending each of its fourteen member schools.

These 14 member colleges and universities:

- Employ almost 5,000 people
- Generate well over \$1.4 billion in economic impact each year
- Are attended by more than 24,000 students
- Provide some form of financial aid to over 92% of these students
- Offer a wide range of associate, bachelor, and graduate degree programs
- Have an articulation agreement with all the state's two year colleges that allows their students to seamlessly transfer to AAICU member colleges
- Enroll a higher percentage of "pell-grant" recipients than public four-year colleges

These 14 member colleges possess excellence in teaching and technology, low faculty-student ratios, high retention of students, and a unique, personal approach to education. These institutions teach students to master critical thinking skills, communicate effectively, gain an appreciation for the arts and humanities and a commitment to community service.

AAICU is governed by a Board of Directors, currently chaired by Dr. Andrew Westmoreland, president of Samford University. The Board is comprised of the college presidents of member institutions as well as business trustees from throughout the state. AAICU's president is Paul Hankins, and he is responsible for leading the association on a day to day basis.

Fall 2013
Montgomery, AL

Alabama Independent Colleges



Institutional Student Profiles
Alabama Commission on Higher Education
www.ache.alabama.gov
Source: Alabama Statewide Student Database
Includes Credit Students Only

Institutions and Founding Dates

 Amridge University	1967
 Birmingham Southern College	1856
 Concordia College	1922
 Faulkner University	1942
 Huntingdon College	1854
 Judson College	1838
 Miles College	1898
 Samford University	1841
 Spring Hill College	1830
 Stillman College	1876
 Talladega College	1867
 Tuskegee University	1881
 United States Sports Academy	1972
 University of Mobile	1961

General Paul Hankins, President
Alabama Association of Independent Colleges
and Universities (AAICU)



5950 Carmichael Place, Suite 213
Montgomery, AL 36117
Phone: 334-356-2220 Fax: 334-356-2202
www.aaicu.net

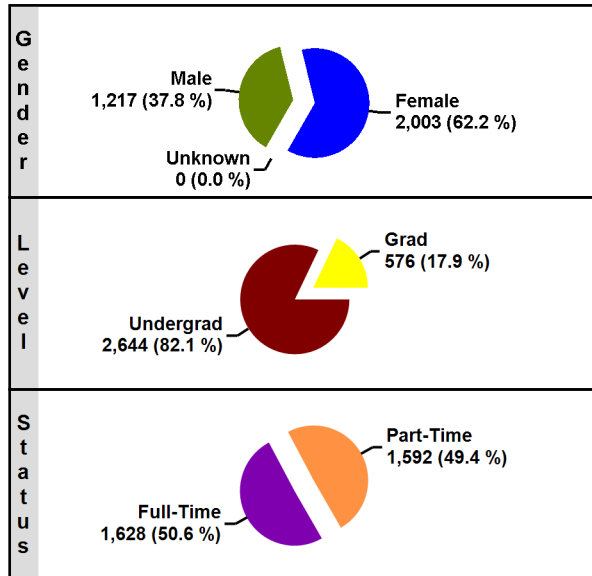
Message from General Paul Hankins

AAICU is excited to include data this year from six of Alabama's independent institutions: Faulkner University, Huntingdon College, Judson College, Spring Hill College, United States Sports Academy, and the University of Mobile. Although participation in the Alabama Statewide Student Database by our member colleges is completely voluntary, by including our data, the state is able to paint a more complete picture of its higher education capacity for potential students, businesses, and economic development prospects.

AAICU schools account for 14% of Alabama's bachelor degrees and 24% of Alabama's professional degrees while producing over \$1.4B in direct economic impact within the state. In addition, we have a formal articulation agreement with all of the two year colleges in the state's Department of Postsecondary Education -- enabling their over 16,000 students a year who go on to four year colleges the ability to transfer seamlessly to our independent colleges throughout the state. Our schools continue to support this initiative to include our data and we intend to increase the number of schools participating in the coming year.

Enrollment

Total Enrollment 3,220



Students Enrolled in Remedial Courses

Math Only	113
English Only	18
Math & English	18

Enrollment by Type of Tuition Paid

Flat-Rate Tuition 3,220

Financial Aid

Received 2,423
Not Received 797

“Choose Faulkner: A Christian University where every individual matters every day.”



Fall 2013
Montgomery, AL

Faulkner University

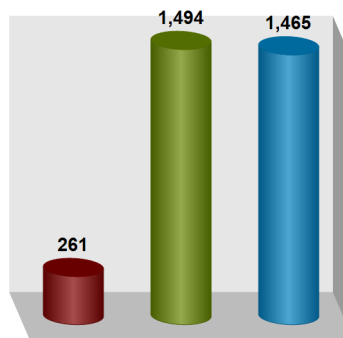


Institutional Student Profiles
Alabama Commission on Higher Education
www.ache.alabama.gov

Source: Alabama Statewide Student Database
Includes Credit Students Only

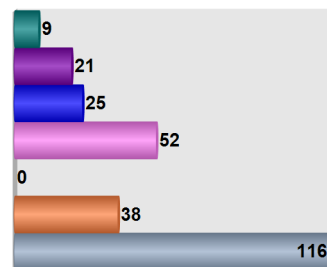
Race/Ethnicity

Race Summary



African Am / Non-Hispanic
White / Non-Hispanic
Other Races

Detail of Other Races



Native Hawaiian / Pacific Islander
Am Indian/Alaskan Native
Asian
Hispanic
NR Alien
Multiracial Designations
Unknown / Not Reported

Origins of All Students

Florida	71
Georgia	143
Mississippi	34
Tennessee	51
Other US States and Territories	209
Non-US	24
From Alabama	2,688

Top Five Alabama Counties - Undergraduate Students

Mobile	22%
Montgomery	16%
Jefferson	11%
Elmore	8%
Madison	5%

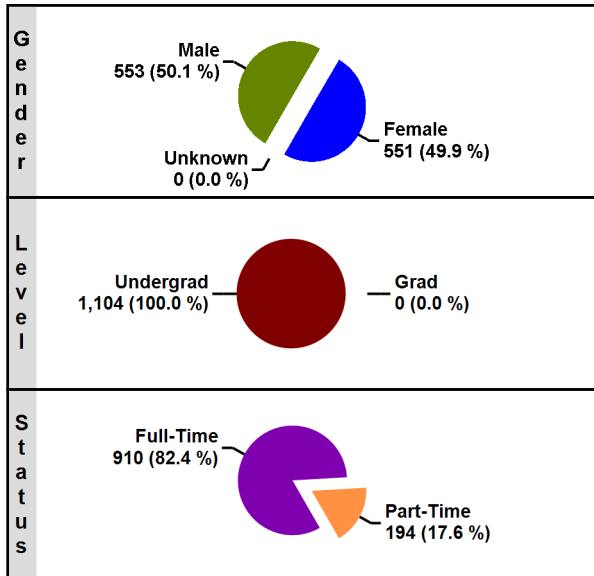
Top Five Alabama Public - Feeder High Schools

# of 2012-13 H.S. Graduates Enrolled	128	
Wetumpka	Elmore County	12
Elmore County	Elmore County	5
Prattville	Autauga County	5
Brewbaker Technology	Montgomery County	4
Clay-Chalkville	Jefferson County	3



Enrollment

Total Enrollment 1,104



Students Enrolled in Remedial Courses

Math Only	0
English Only	0
Math & English	0

Enrollment by Type of Tuition Paid

Flat-Rate Tuition 1,104

Financial Aid

Received 1,007
Not Received 97

“Huntingdon College...is committed to nurturing growth in faith, wisdom, and service and to graduating individuals prepared to succeed in a rapidly changing world.”



Fall 2013 Montgomery, AL Huntingdon College



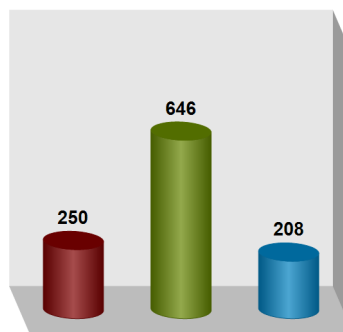
**Institutional Student Profiles
Alabama Commission on Higher Education**

www.ache.alabama.gov

**Source: Alabama Statewide Student Database
Includes Credit Students Only**

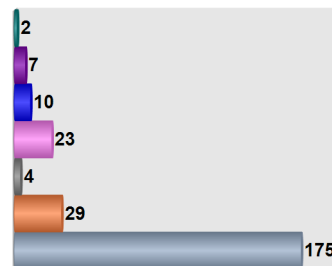
Race/Ethnicity

Race Summary



■ African Am / Non-Hispanic
■ White / Non-Hispanic
■ Other Races

Detail of Other Races



■ Native Hawaiian / Pacific Islander
■ Am Indian/Alaskan Native
■ Asian
■ Hispanic
■ NR Alien
■ Multiracial Designations
■ Unknown / Not Reported

Origins of All Students

Florida	N/A
Georgia	N/A
Mississippi	N/A
Tennessee	N/A
Other US States and Territories	N/A
Non-US	N/A
From Alabama	N/A

Top Five Alabama Counties - Undergraduate Students

.....	N/A
.....
.....

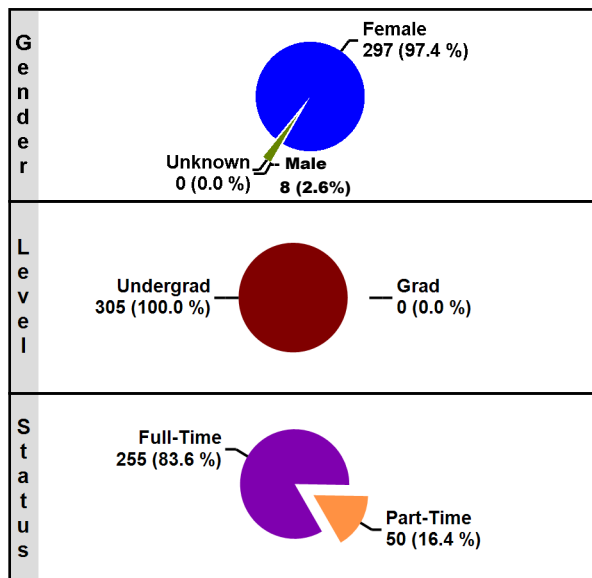
Top Five Alabama Public - Feeder High Schools

# of 2012-13 H.S. Graduates Enrolled	125	
Prattville	Autauga County	10
Stanhope Elmore	Elmore County	5
Booker T Washington	Montgomery County	4
Clay-Chalkville	Jefferson County	4
Highland Home School	Crenshaw County	4



Enrollment

Total Enrollment 305



Students Enrolled in Remedial Courses

Math Only	0
English Only	0
Math & English	0

Enrollment by Type of Tuition Paid

Flat-Rate Tuition	305
-------------------	-----

Financial Aid

Received	N/A
Not Received	N/A

“Judson is committed to a distinctly Christian education for women with a mind for making a difference.”



Fall 2013
Marion, AL

Judson College



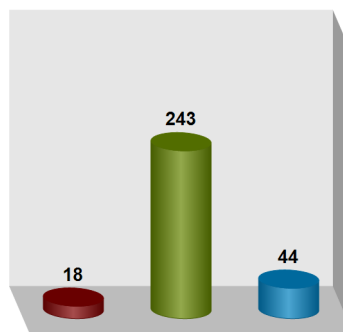
Institutional Student Profiles Alabama Commission on Higher Education

www.ache.alabama.gov

Source: Alabama Statewide Student Database
Includes Credit Students Only

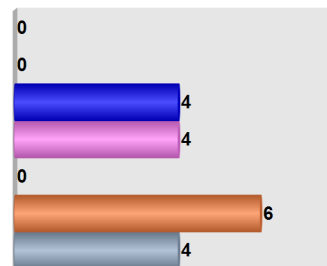
Race/Ethnicity

Race Summary



■ African Am / Non-Hispanic
■ White / Non-Hispanic
■ Other Races

Detail of Other Races



■ Native Hawaiian / Pacific Islander
■ Am Indian/Alaskan Native
■ Asian
■ Hispanic
■ NR Alien
■ Multiracial Designations
■ Unknown / Not Reported

Origins of All Students

Florida	10
Georgia	4
Mississippi	6
Tennessee	0
Other US States and Territories	31
Non-US	3
From Alabama	251

Top Five Alabama Counties - Undergraduate Students

Perry	10%
Jefferson	8%
Tuscaloosa	6%
Mobile	5%
Dallas	5%

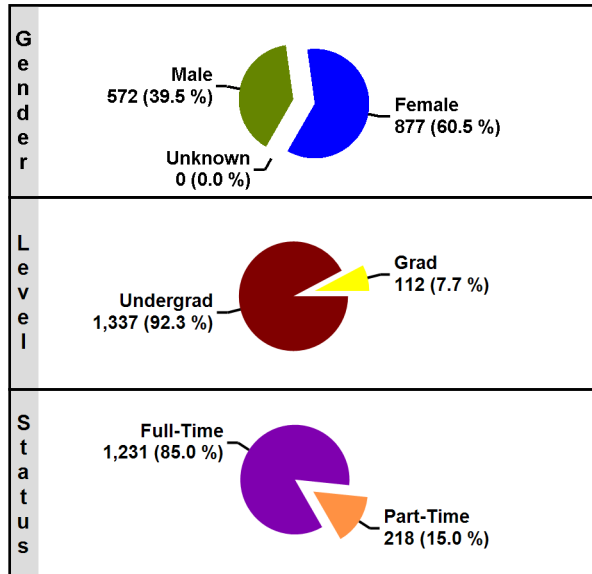
Top Five Alabama Public - Feeder High Schools

# of 2012-13 H.S. Graduates Enrolled	43	
Citronelle	Mobile County	2
Sheffield	Sheffield City	2
Spain Park	Hoover City	2
Sparkman	Madison County	2
Valley	Chambers County	2



Enrollment

Total Enrollment 1,449



Students Enrolled in Remedial Courses

Math Only	74
English Only	0
Math & English	0

Enrollment by Type of Tuition Paid

Flat-Rate Tuition 1,449

Financial Aid

Received 1,213
Not Received 236

*“Spring Hill College ...
Forming leaders engaged in
learning, faith, justice and
service for life.”*



Fall 2013
Mobile, AL

Spring Hill College



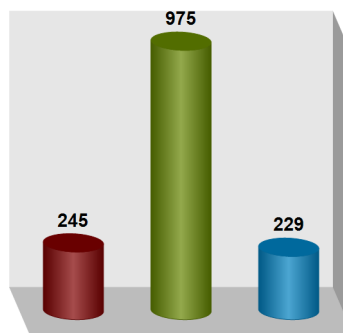
Institutional Student Profiles Alabama Commission on Higher Education

www.ache.alabama.gov

Source: Alabama Statewide Student Database
Includes Credit Students Only

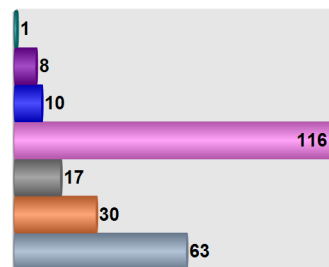
Race/Ethnicity

Race Summary



■ African Am / Non-Hispanic
■ White / Non-Hispanic
■ Other Races

Detail of Other Races



■ Native Hawaiian / Pacific Islander
■ Am Indian/Alaskan Native
■ Asian
■ Hispanic
■ NR Alien
■ Multiracial Designations
■ Unknown / Not Reported

Origins of All Students

Florida	116
Georgia	37
Mississippi	59
Tennessee	24
Other US States and Territories	567
Non-US	12
From Alabama	634

Top Five Alabama Counties - Undergraduate Students

Mobile	24%
Baldwin	7%
Jefferson	2%
UNKNOWN ALABAMA COUNTIES	1%
Madison	1%

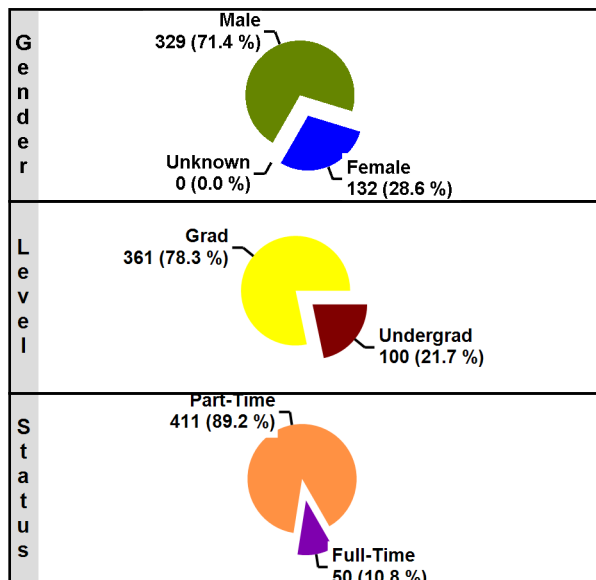
Top Five Alabama Public - Feeder High Schools

# of 2012-13 H.S. Graduates Enrolled	118	
Murphy	Mobile County	14
Alma Bryant	Mobile County	11
Mary G Montgomery	Mobile County	8
Theodore	Mobile County	6
CF Vigor	Mobile County	5



Enrollment

Total Enrollment 461



Students Enrolled in Remedial Courses

Math Only	0
English Only	0
Math & English	0

Enrollment by Type of Tuition Paid

Flat-Rate Tuition 461

Financial Aid

Received	344
Not Received	117

“America’s Sports University
is celebrating 40 years of
excellence in sport education.”



Fall 2013
Daphne, AL

United States Sports Academy



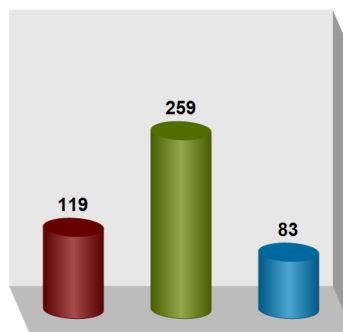
Institutional Student Profiles
Alabama Commission on Higher Education

www.ache.alabama.gov

Source: Alabama Statewide Student Database
Includes Credit Students Only

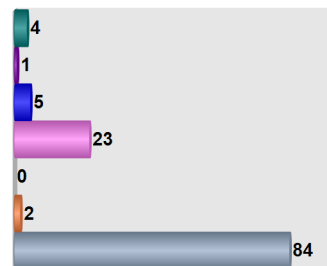
Race/Ethnicity

Race Summary



■ African Am / Non-Hispanic
■ White / Non-Hispanic
■ Other Races

Detail of Other Races



■ Native Hawaiian / Pacific Islander
■ Am Indian/Alaskan Native
■ Asian
■ Hispanic
■ NR Alien
■ Multiracial Designations
■ Unknown / Not Reported

Origins of All Students

Florida	30
Georgia	14
Mississippi	7
Tennessee	6
Other US States and Territories	361
Non-US	9
From Alabama	34

Top Five Alabama Counties - Undergraduate Students

UNKNOWN ALABAMA COUNTIES 6%

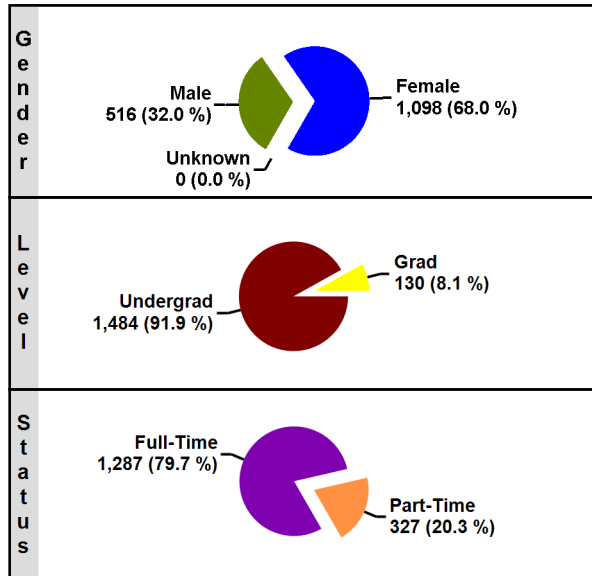
Top Five Alabama Public - Feeder High Schools

# of 2012-13 H.S. Graduates Enrolled	N/A
.....	N/A
.....	N/A
.....	N/A
.....	N/A
.....	N/A



Enrollment

Total Enrollment 1,614



Students Enrolled in Remedial Courses

Math Only	61
English Only	16
Math & English	14

Enrollment by Type of Tuition Paid

Flat-Rate Tuition 1,614

Financial Aid

Received 1,563
Not Received 51

“The University of Mobile ... is committed to providing educational programs of the highest quality to its students.”



Fall 2013
Mobile, AL

University of Mobile



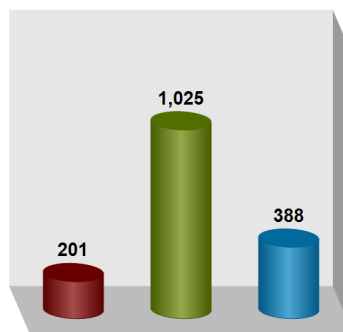
Institutional Student Profiles
Alabama Commission on Higher Education

www.ache.alabama.gov

Source: Alabama Statewide Student Database
Includes Credit Students Only

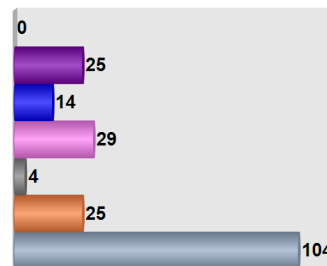
Race/Ethnicity

Race Summary



■ African Am / Non-Hispanic
■ White / Non-Hispanic
■ Other Races

Detail of Other Races



■ Native Hawaiian / Pacific Islander
■ Am Indian/Alaskan Native
■ Asian
■ Hispanic
■ NR Alien
■ Multiracial Designations
■ Unknown / Not Reported

Origins of All Students

Florida	81
Georgia	35
Mississippi	76
Tennessee	10
Other US States and Territories	79
Non-US	42
From Alabama	1,291

Top Five Alabama Counties - Undergraduate Students

Mobile	45%
Baldwin	8%
UNKNOWN ALABAMA COUNTIES	4%
Washington	2%
Jefferson	2%

Top Five Alabama Public - Feeder High Schools

# of 2012-13 H.S. Graduates Enrolled	105	
Mary G Montgomery	Mobile County	10
Saraland	Saraland City	8
Murphy	Mobile County	5
Excel	Monroe County	4
Satsuma	Satsuma City	4

