

INSTITUTIONAL STUDENT PROFILES FALL 2014

Over 9
Million
Records



ALABAMA COMMISSION ON HIGHER EDUCATION

Source: Alabama Statewide Student Database

Transfer information revised as of May, 2015

www.ache.alabama.gov/Profiles

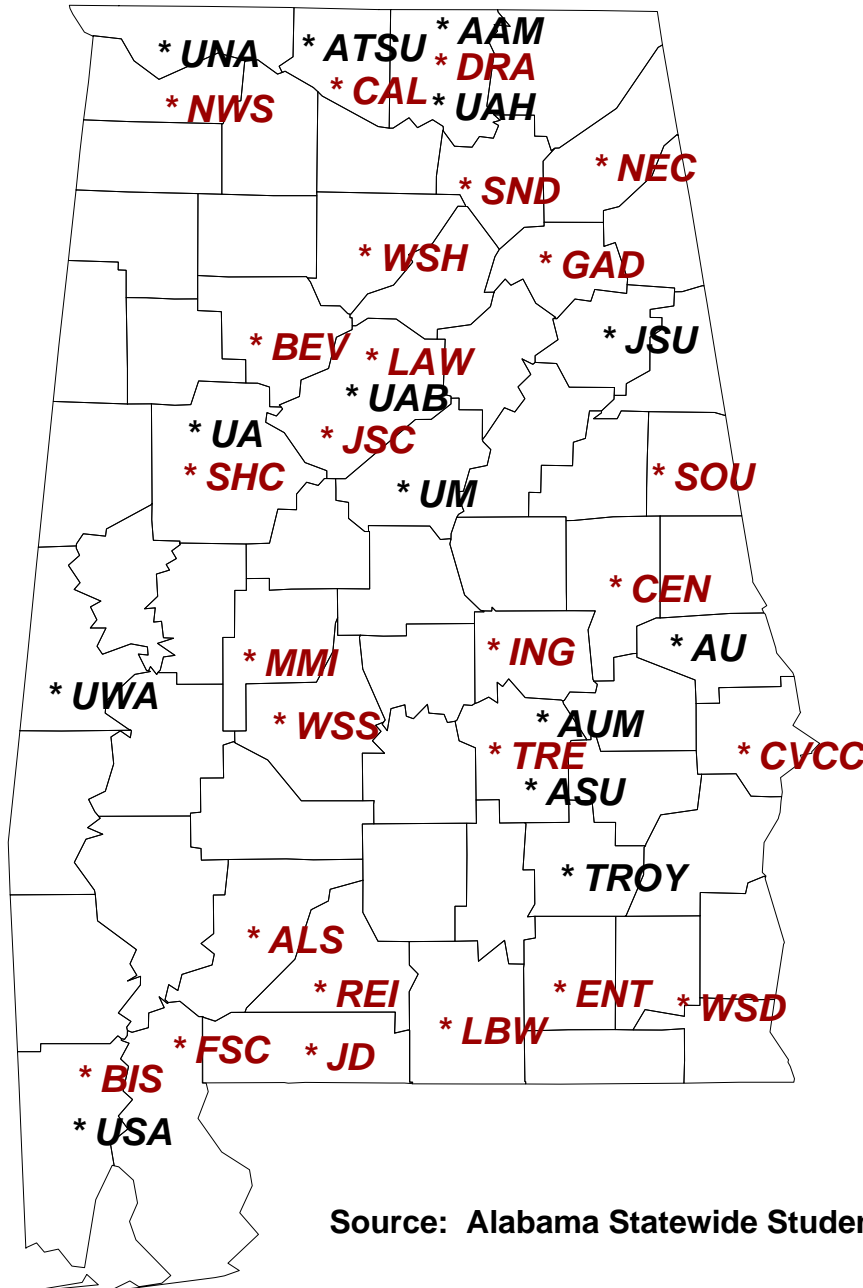
Includes Data on some Independent Colleges

ALABAMA COMMISSION ON HIGHER EDUCATION

INSTITUTIONAL STUDENT PROFILES

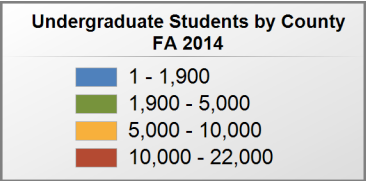
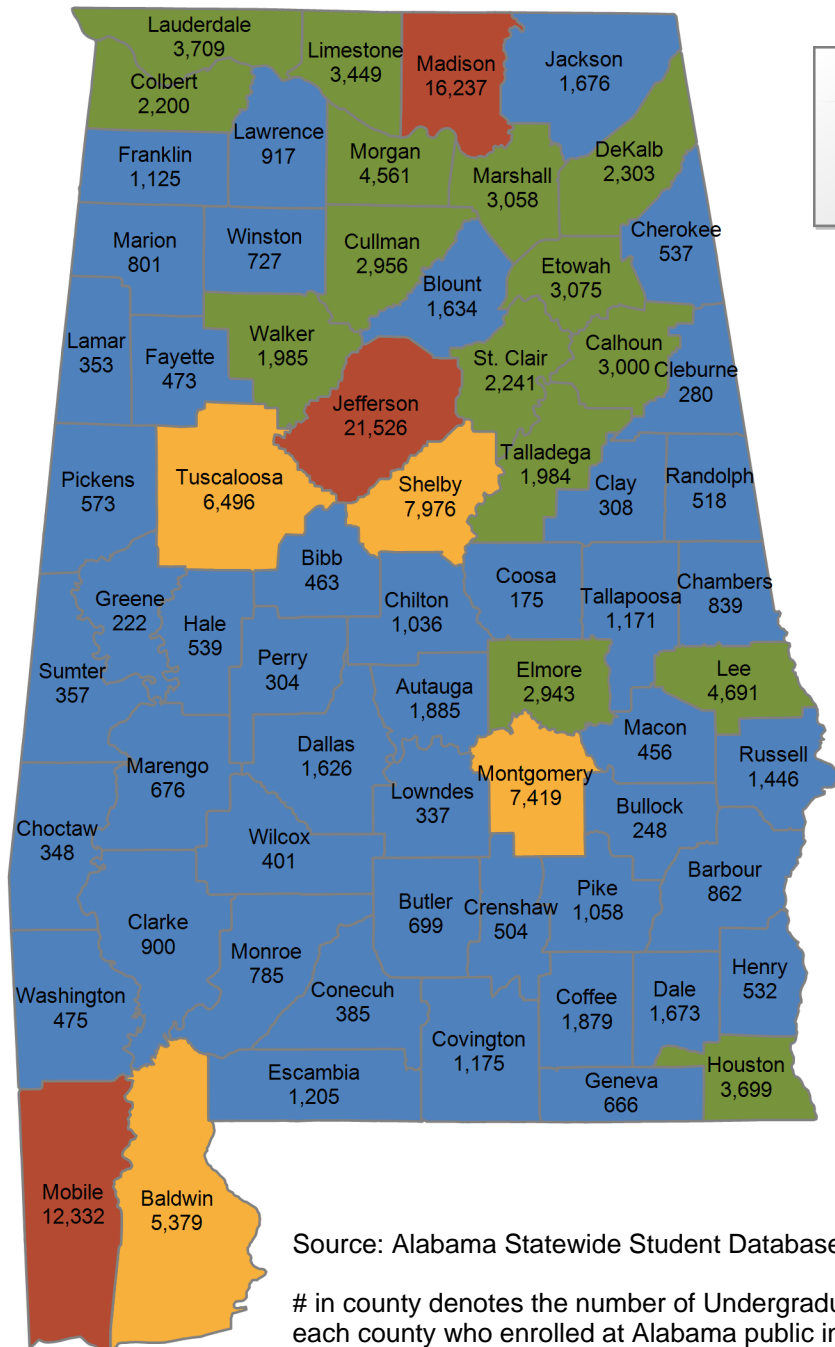
FALL 2014

ALL PUBLIC INSTITUTIONS



Source: Alabama Statewide Student Database

- Alabama A&M University (AAM)
- Alabama State University (ASU)
- Athens State University (ATSU)
- Auburn University (AU)
- Auburn University at Montgomery (AUM)
- Jacksonville State University (JSU)
- Troy University (TROY)
- University of Alabama (UA)
- University of Alabama at Birmingham (UAB)
- University of Alabama in Huntsville (UAH)
- University of Montevallo (UM)
- University of North Alabama (UNA)
- University of South Alabama (USA)
- University of West Alabama (UWA)
- Alabama Southern Community College (ALS)
- Bevill State Community College (BEV)
- Bishop State Community College (BIS)
- Calhoun Community College (CAL)
- Central Alabama Community College (CEN)
- Chattahoochee Valley Community College (CVCC)
- Drake State Community and Technical College (DRA)
- Enterprise State Community College (ENT)
- Faulkner State Community College (FSC)
- Gadsden State Community College (GAD)
- Ingram State Technical College (ING)
- Jefferson Davis Community College (JD)
- Jefferson State Community College (JSC)
- Lawson State Community College (LAW)
- Lurleen B. Wallace Community College (LBW)
- Marion Military Institute (MMI)
- Northeast Alabama Community College (NEC)
- Northwest-Shoals Community College (NWS)
- Reid State Technical College (REI)
- Shelton State Community College (SHC)
- Snead State Community College (SND)
- Southern Union State Community College (SOU)
- Trenholm State Technical College (TRE)
- Wallace Community College Dothan (WSD)
- Wallace State Community College Hanceville (WSH)
- Wallace State Community College Selma (WSS)



10,257 student(s) with an 'UNKNOWN' county is(are) not depicted on this map.

ALL ALABAMA PUBLIC INSTITUTIONS

UNDERGRADUATE ENROLLMENT ONLY

UNDERGRADUATE STUDENTS

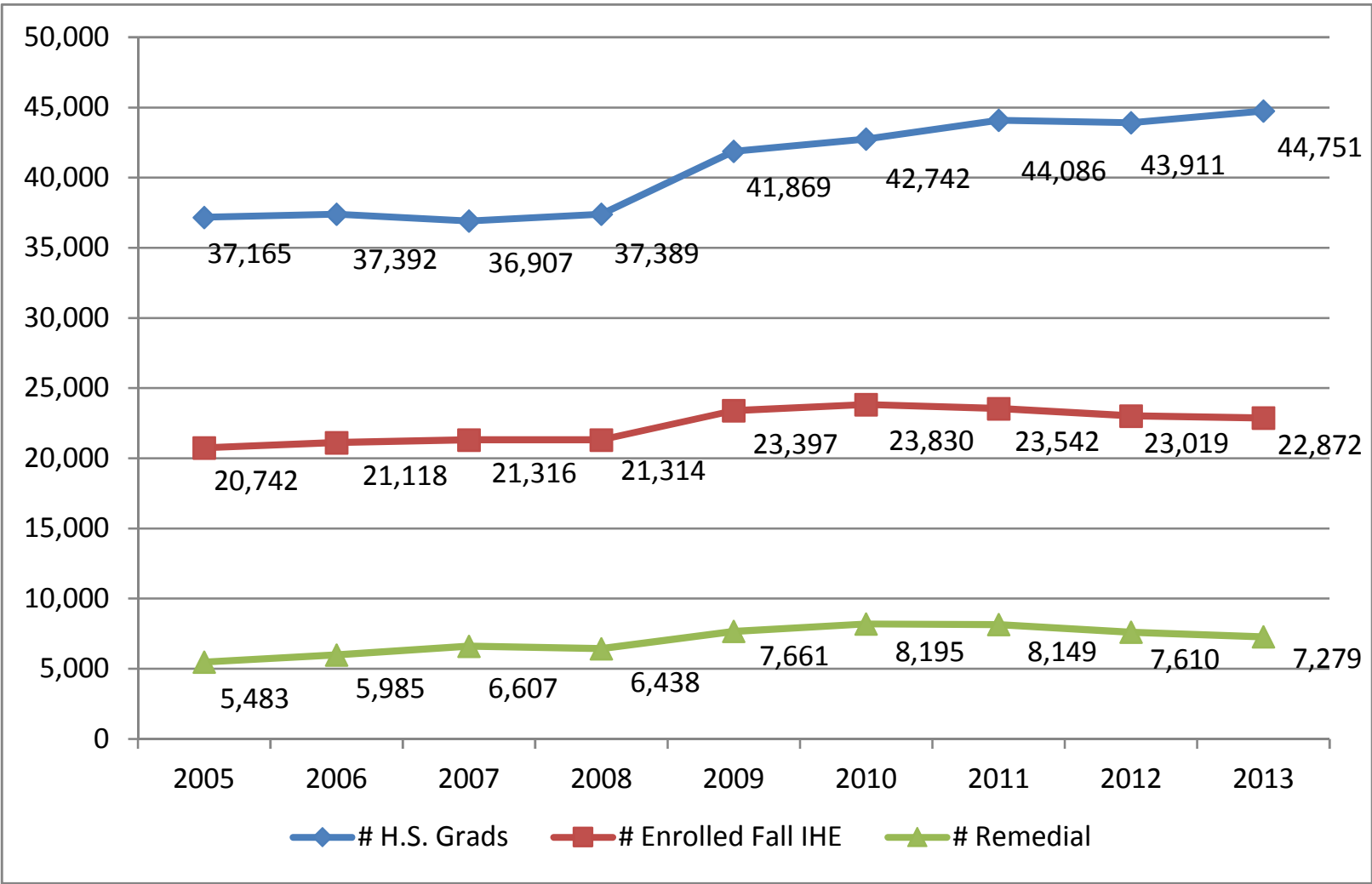
Total: 209,133
From Alabama: 168,725

Source: Alabama Statewide Student Database

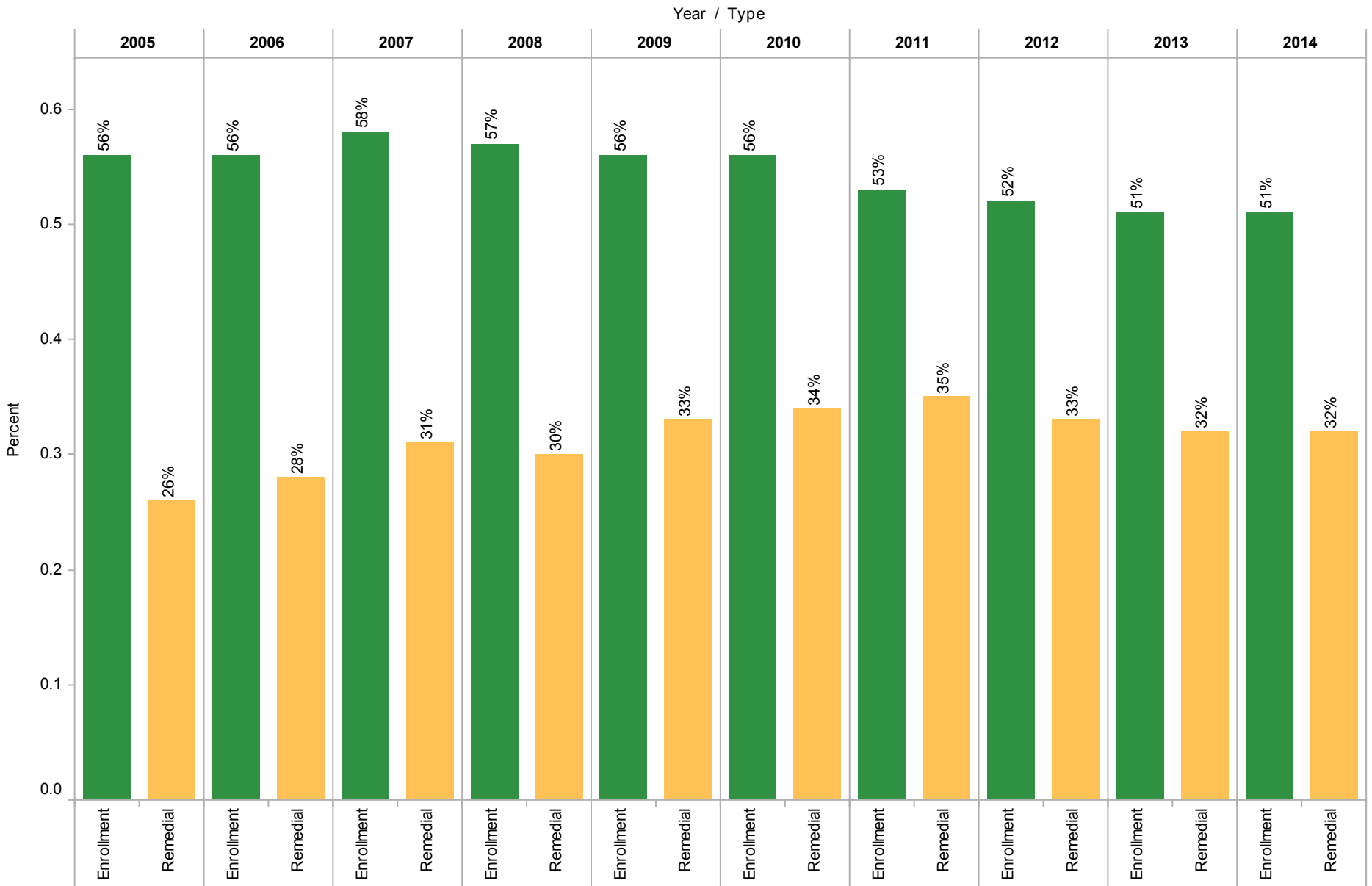
in county denotes the number of Undergraduate students from each county who enrolled at Alabama public institutions FA 2014.



**Historical Summary of Number of Alabama Public High School Graduates
Who Enrolled in Alabama Public Two-year and Four-year Institutions the following Fall Term
and those who Enrolled in Remedial Math and/or English that Fall Term**

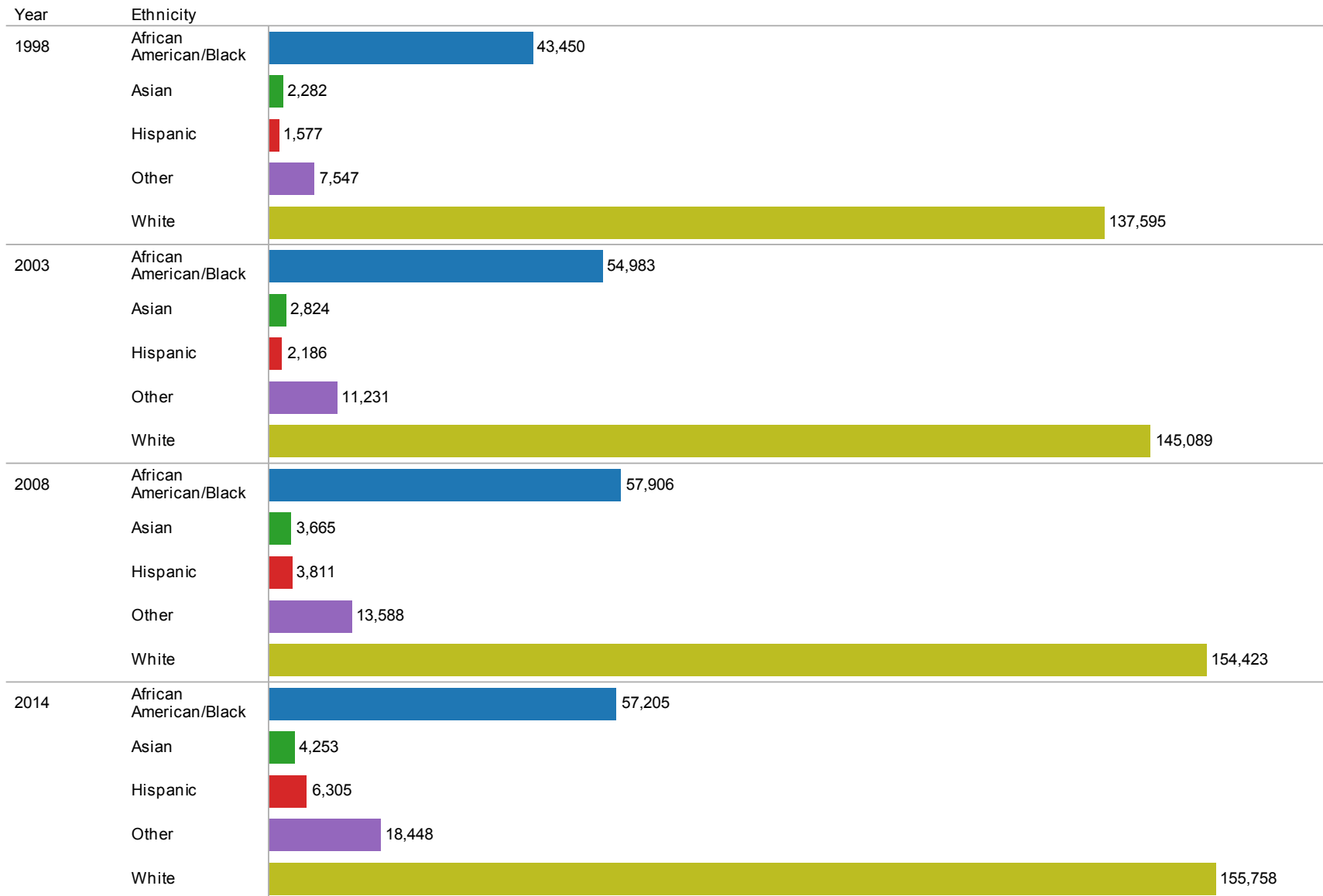


ACHE Summary of Percentage of Alabama Public High School Graduates Enrolled in Alabama Public Colleges and Universities the Fall after High School Graduation And Those Taking Remedial Math and/or Remedial English



Source: Alabama Statewide Student Database.

ACHE Fall Enrollment Summary by Year and Ethnicity for All Public Institutions

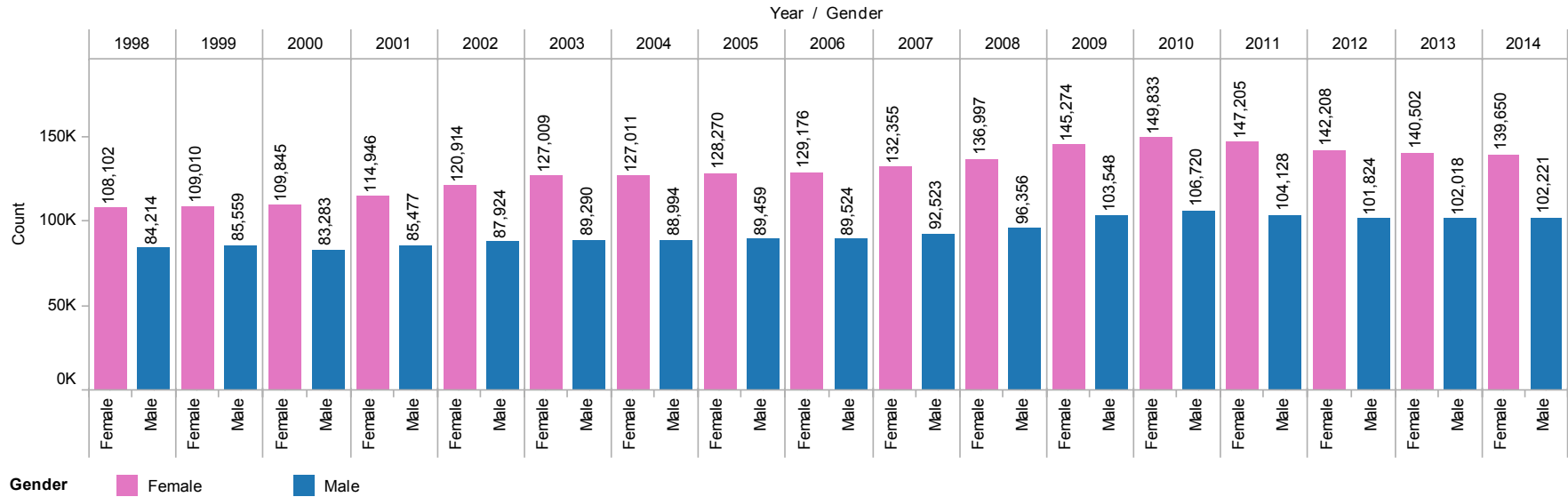


Fall enrollment increases since 1998:

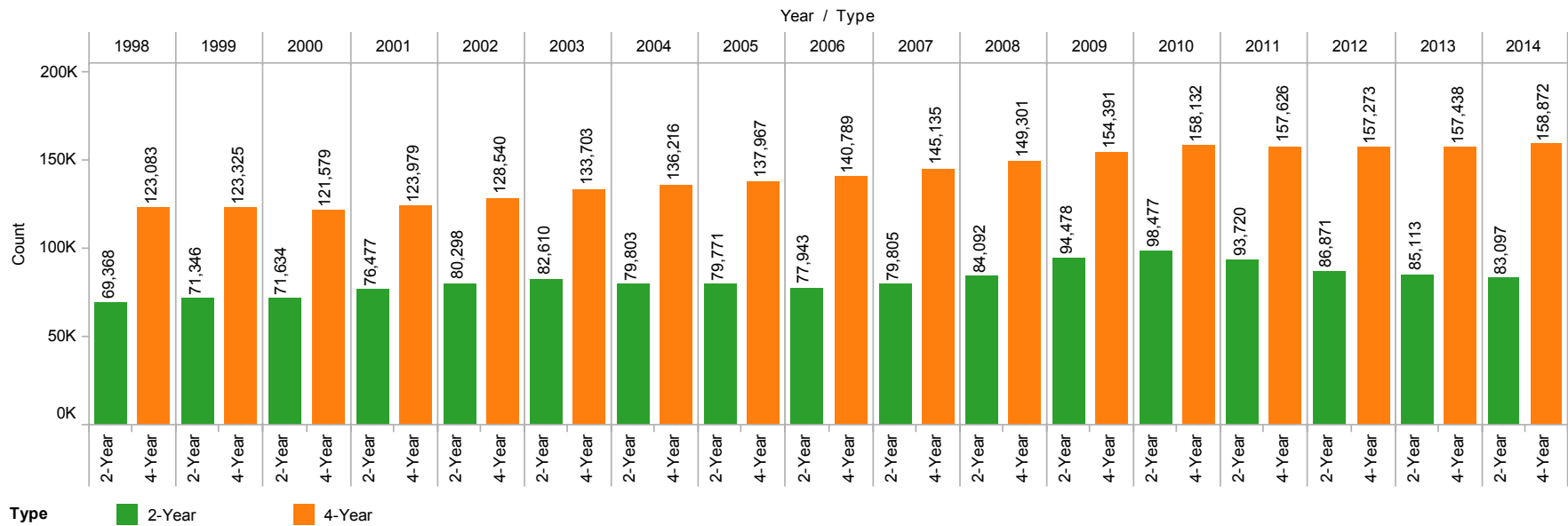
- African American - 32%**
- Asian - 86%**
- Hispanic - 300%**
- Other ethnicity - 144%**
- White - 13%**

ACHE Summary of Fall Enrollment at Alabama Public Institutions from 1998 thru 2014 by Gender and Institution Type


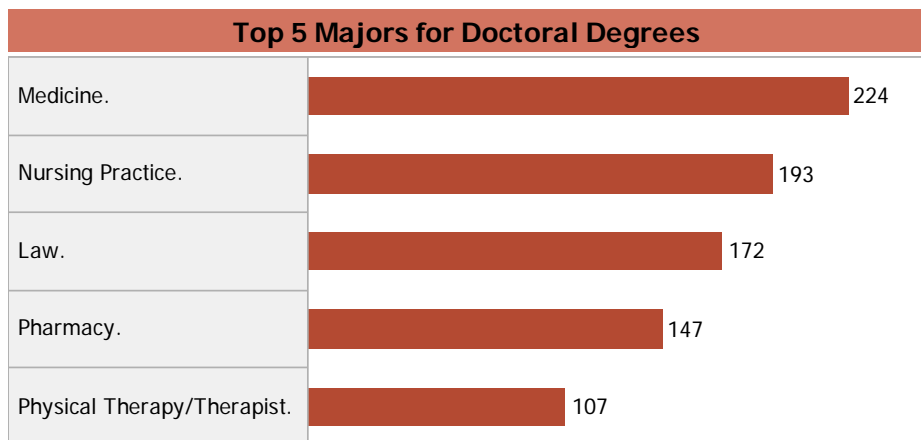
Fall Enrollment by Gender
(Does not include students with 'unknown' or 'unreported' gender)



Fall Enrollment by Institution Type

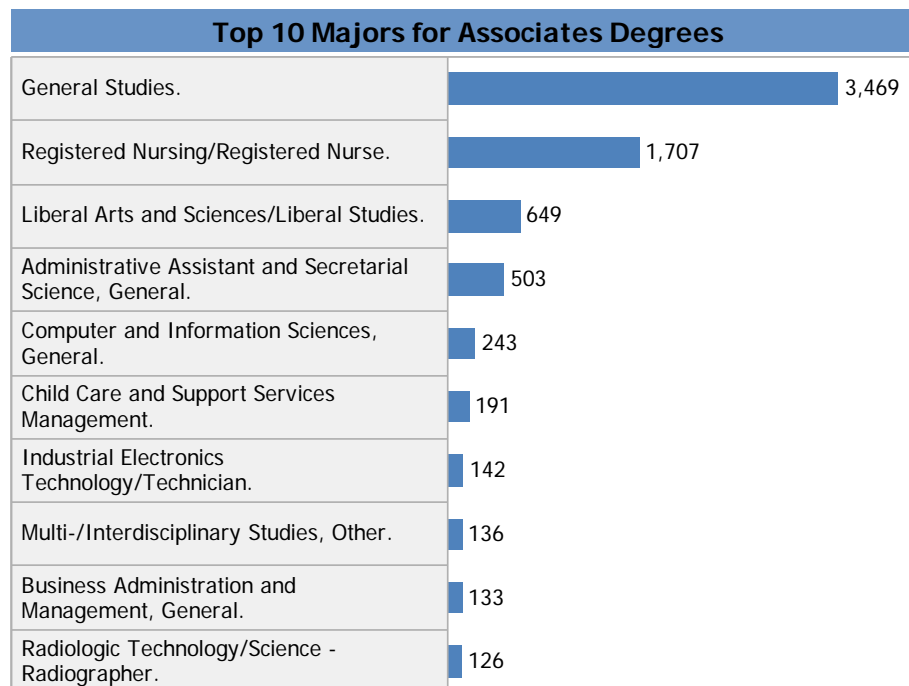
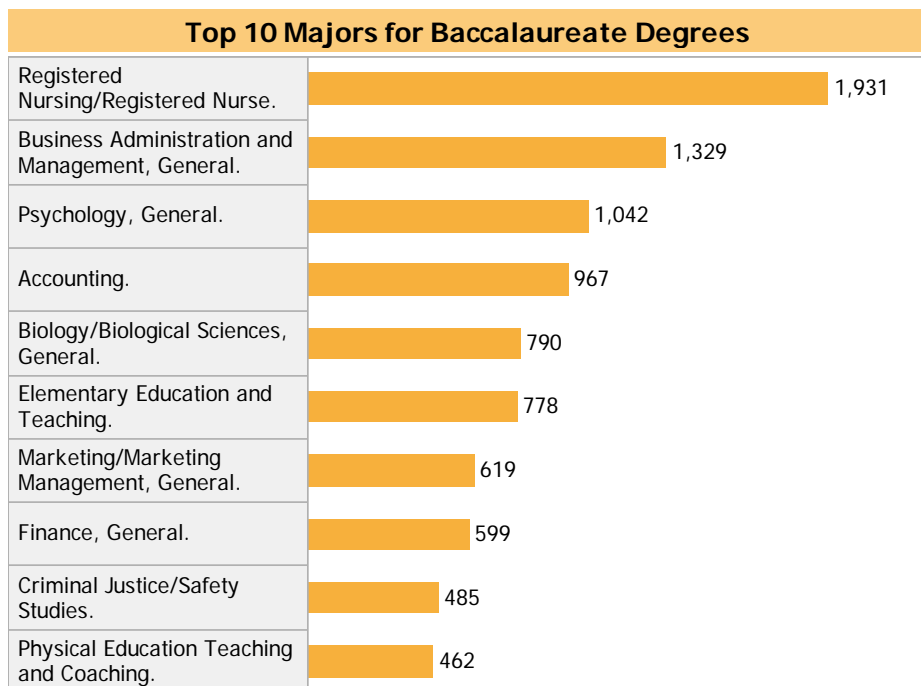


ACHE Summary of 2013-2014 Completions by Major and Level for All Public Institutions (Total Number of Completions at Alabama Public Institutions was 47,396)*



Number of doctoral degrees completed at Alabama public institutions was 1,835.

Number of masters degrees completed at Alabama public institutions was 8,249.

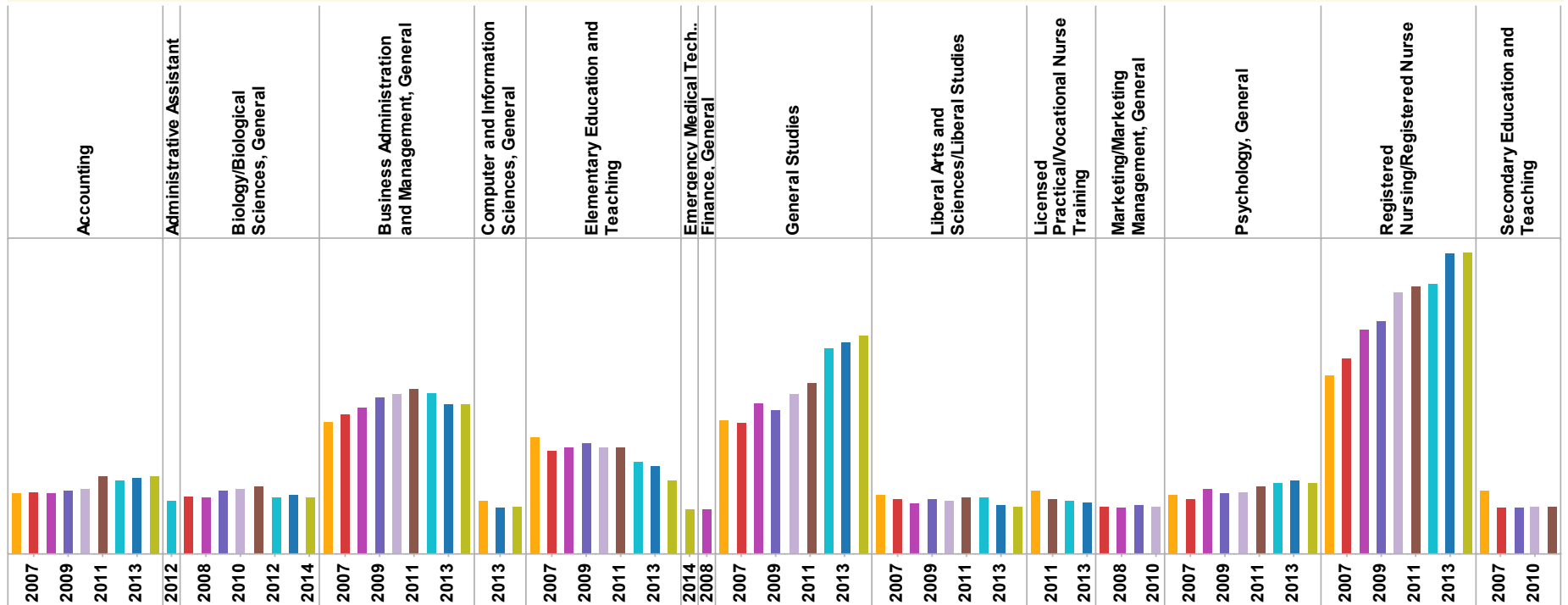


Number of baccalaureate degrees completed at Alabama public institutions was 21,811.

Number of associates degrees completed at Alabama public institutions was 9,475.

*The total number of completions includes other award levels that are not depicted in these charts.

ALABAMA COMMISSION ON HIGHER EDUCATION
Top 10 Areas of All Degrees Conferred 2006 through 2014
Alabama Public Institutions



Top 10 Areas of All Degrees Conferred

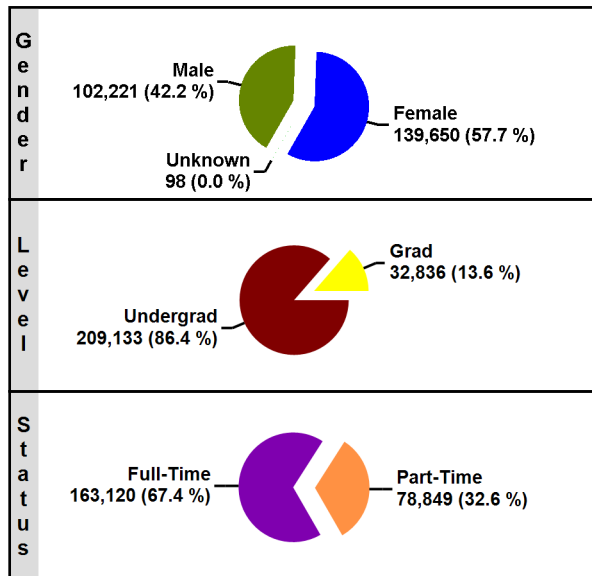
Major	2006	2007	2008	2009	2010	2011	2012	2013	2014
Accounting	957	979	970	1,021	1,042	1,231	1,182	1,229	1,234
Administrative Assistant							854		
Biology/Biological Sciences, General		924	888	1,004	1,037	1,070	886	932	902
Business Administration and Management, General	2,120	2,234	2,356	2,514	2,548	2,652	2,585	2,392	2,397
Computer and Information Sciences, General	841							747	756
Elementary Education and Teaching	1,869	1,663	1,692	1,764	1,692	1,698	1,482	1,396	1,165
Emergency Medical Technology/Technician (EMT Paramedic)									714
Finance, General			716						
General Studies	2,146	2,102	2,413	2,297	2,542	2,745	3,295	3,385	3,489
Liberal Arts and Sciences/Liberal Studies	932	867	806	883	859	885	901	774	749
Licensed Practical/Vocational Nurse Training	1,011					863	861	824	
Marketing/Marketing Management, General		758	747	785	756				
Psychology, General	933	863	1,041	967	989	1,079	1,123	1,161	1,136
Registered Nursing/Registered Nurse	2,859	3,136	3,578	3,715	4,175	4,281	4,332	4,804	4,816
Secondary Education and Teaching	1,013	744		734	749	766			

Notes: (1.) A blank space indicates item was not in Top 10 for the specified year. (2.) Includes all levels of completions. (3.) There was a fluctuation of Top 10 Areas of Degrees Conferred over the 9-year time span with a total of 15 areas identified; all areas were not in Top 10 each year.

Source: Alabama Statewide Student Database.

Enrollment

Total Enrollment 241,969



Students Enrolled in Remedial Courses

Math Only	11,413
English Only	3,402
Math & English	5,246

Enrollment by Type of Tuition Paid

Type	Undergraduate	Graduate
In-State	171,080	17,874
Out-of-State	28,225	6,775
Non-Resident Exempt, paying In-State	7,091	2,603
Consortium	312	185
Distance Education	2,425	5,399

Financial Aid

Received	164,956
Not Received	77,013

Migration within Alabama Public Institutions

Transfer In	11,032
Transfer Out	11,032



Fall 2014
ALABAMA

ALL PUBLIC INSTITUTIONS



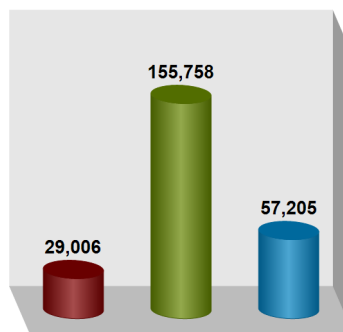
Institutional Student Profiles Alabama Commission on Higher Education

www.ache.alabama.gov

Source: Alabama Statewide Student Database
Includes Credit Students Only

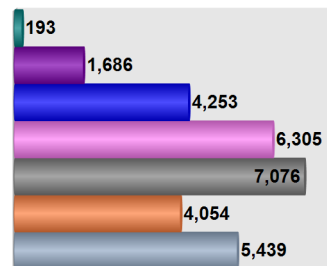
Race/Ethnicity

Race Summary



■ African Am / Non-Hispanic
■ White / Non-Hispanic
■ Other Races

Detail of Other Races



■ Native Hawaiian / Pacific Islander
■ Am Indian/Alaskan Native
■ Asian
■ Hispanic
■ NR Alien
■ Multiracial Designations
■ Unknown / Not Reported

Origins of All Students

Florida	6,202
Georgia	9,986
Mississippi	3,503
Tennessee	4,101
Other US States and Territories	23,463
Non-US	6,524
From Alabama	188,190

Top Five Alabama Counties - Undergraduate Students

Jefferson	10%
Madison	8%
Mobile	6%
AL UNKNOWN	5%
Shelby	4%

Top Five Alabama Public - Feeder High Schools

# of 2013-14 H.S. Graduates Enrolled			
Bob Jones	Madison City	391	
Hoover	Hoover City	381	
Sparkman	Madison County	312	
Vestavia Hills	Vestavia Hills City	312	
Auburn	Auburn City	307	

Summary of 2013-2014 Completions

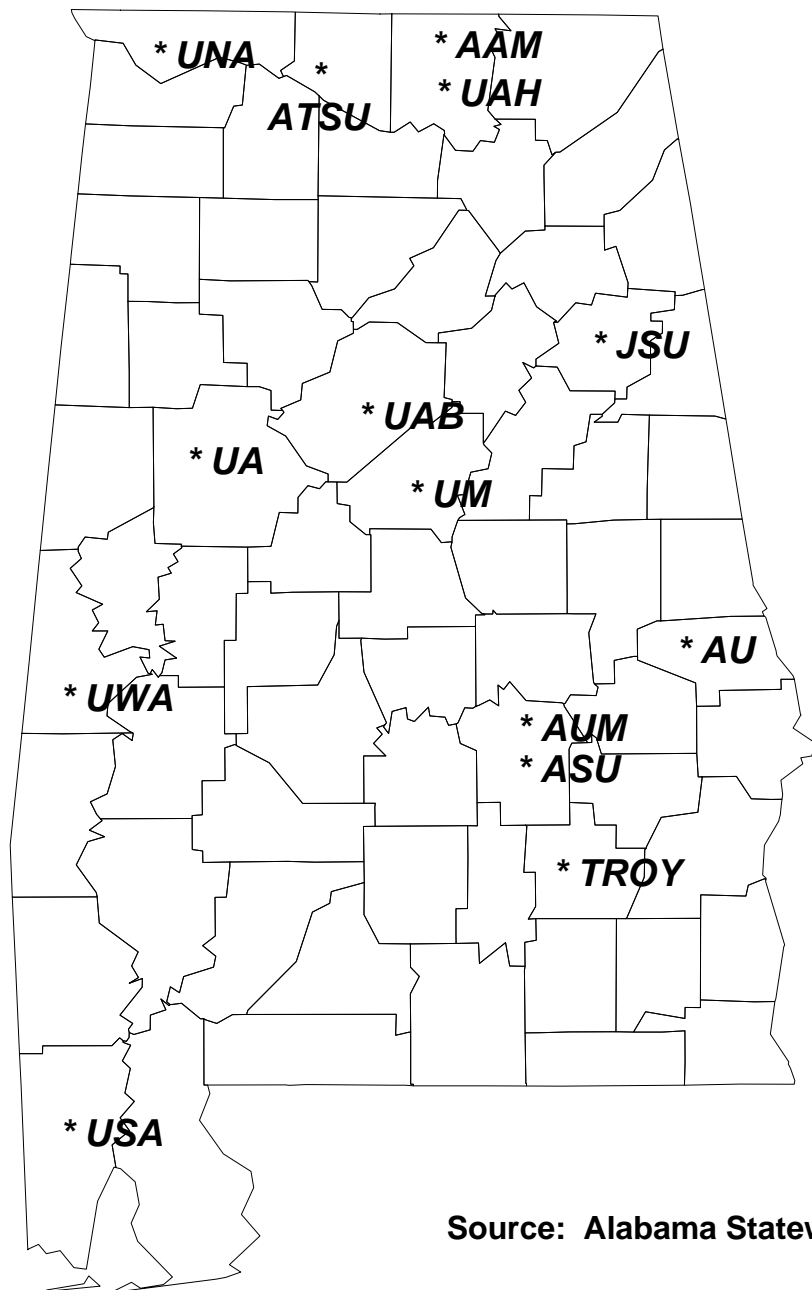
<1 Year	3,252
<2 Year	2,099
Associate	9,475
<4 Year	26
Baccalaureate	21,811
Post Baccalaureate	116
Master's	8,249
Post Master's	533
Doctoral	1,835

Retention of 1st Time Degree-Seeking Freshmen

# of Fall 2013 Cohort Students	42,089
Enrolled or Completed Same Inst. FA 2014	66%
Enrolled Other AL Public Inst. FA 2014	5%

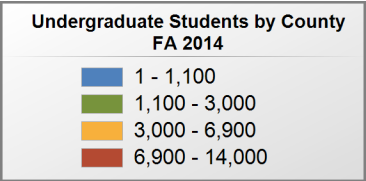
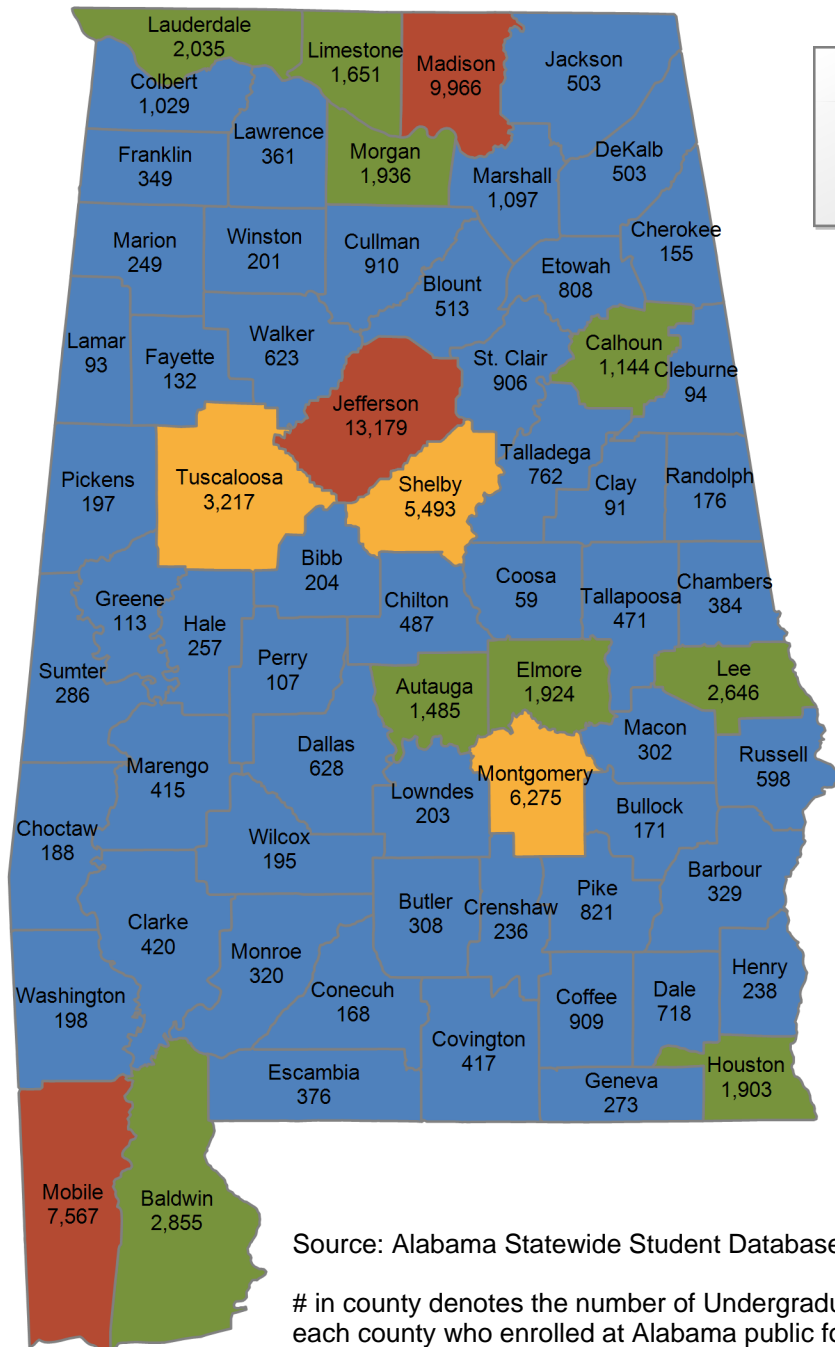
ALABAMA COMMISSION ON HIGHER EDUCATION INSTITUTIONAL STUDENT PROFILES FALL 2014

ALL PUBLIC 4-YEAR INSTITUTIONS



- Alabama A&M University (AAM)
- Alabama State University (ASU)
- Athens State University (ATSU)
- Auburn University (AU)
- Auburn University at Montgomery (AUM)
- Jacksonville State University (JSU)
- Troy University (TROY)
- University of Alabama (UA)
- University of Alabama at Birmingham (UAB)
- University of Alabama in Huntsville (UAH)
- University of Montevallo (UM)
- University of North Alabama (UNA)
- University of South Alabama (USA)
- University of West Alabama (UWA)

Source: Alabama Statewide Student Database



6,884 student(s) with an 'UNKNOWN' county is(are) not depicted on this map.

ALL ALABAMA PUBLIC 4-YEAR INSTITUTIONS

UNDERGRADUATE ENROLLMENT ONLY

UNDERGRADUATE STUDENTS

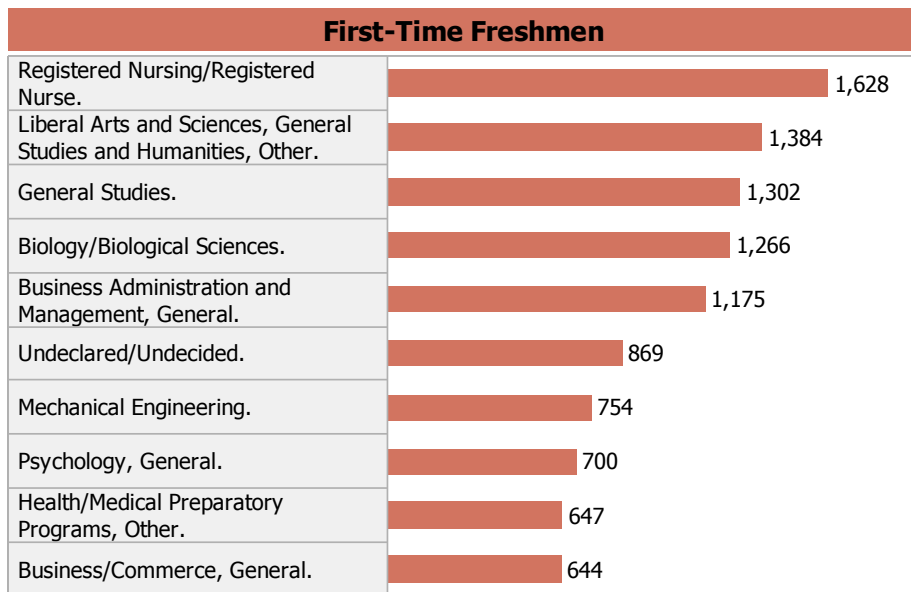
Total: 126,036
From Alabama: 90,711

Source: Alabama Statewide Student Database

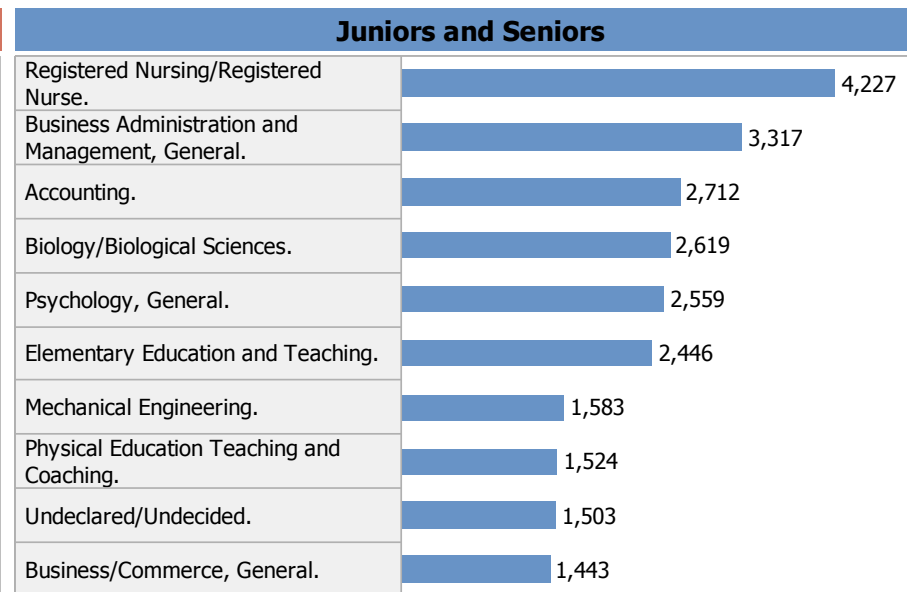
in county denotes the number of Undergraduate students from each county who enrolled at Alabama public four-year institutions FA 2014.



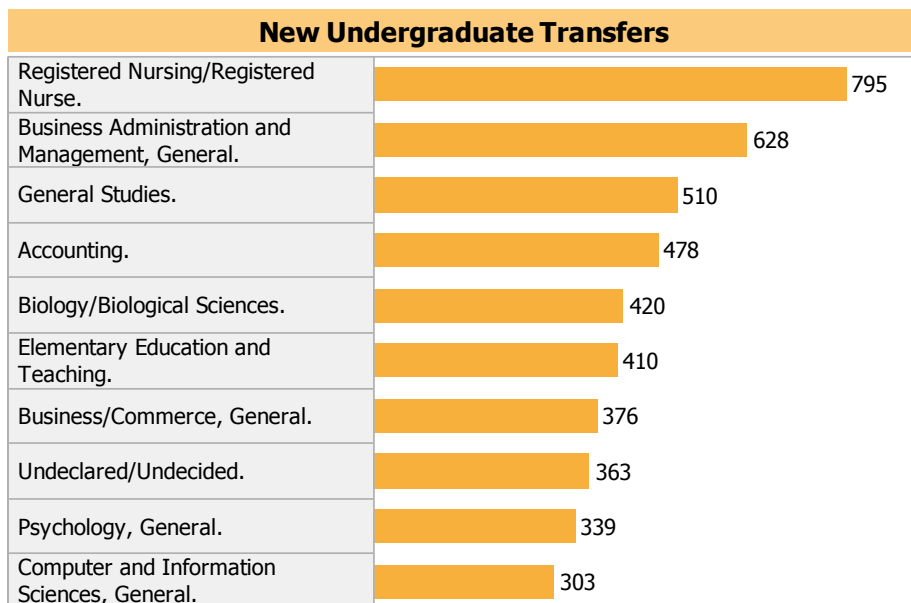
ACHE Summary of Top 10 Majors of Students Enrolled Fall 2014 at 4YR Public Institutions (Total Number of Students at Alabama Public 4YR Institutions was 158,872)



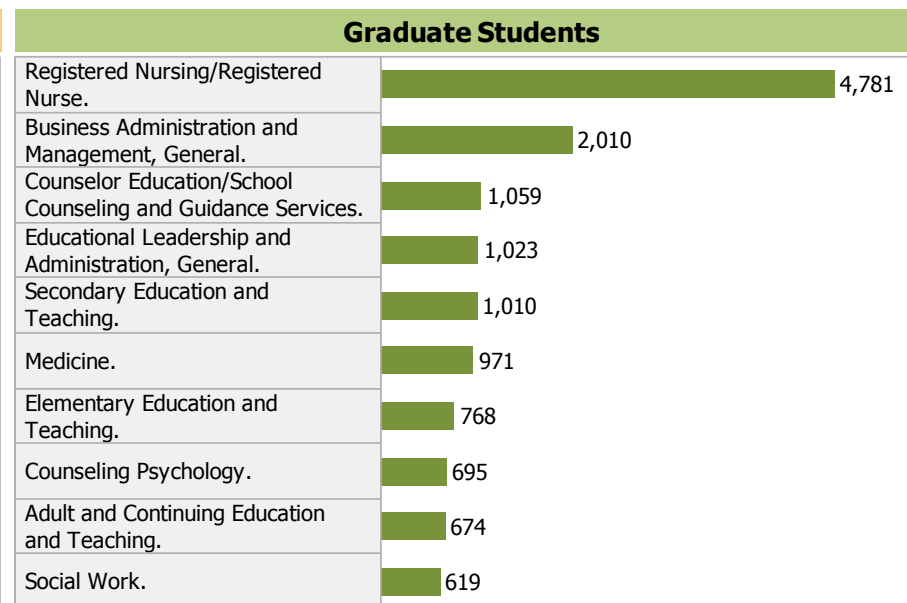
Number of first-time freshmen enrolled at Alabama public 4YR institutions was 22,455.



Number of juniors and seniors enrolled at Alabama public 4YR institutions was 61,617.

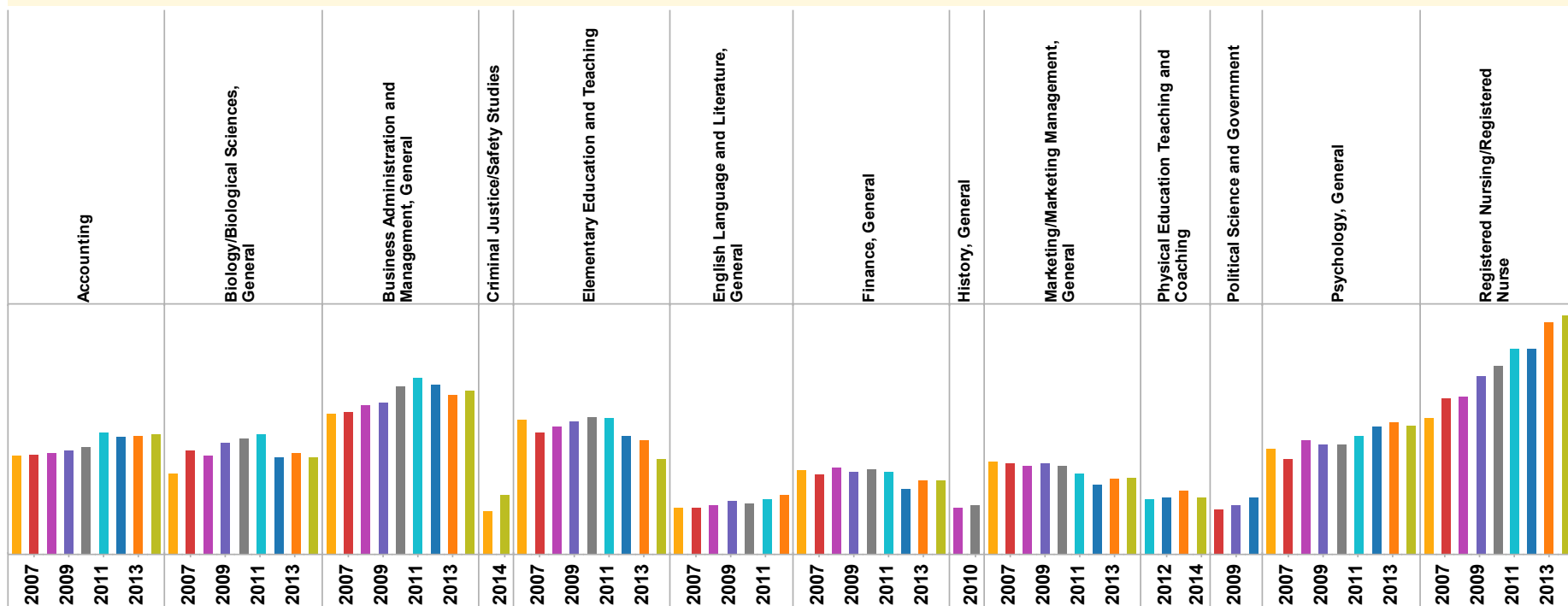


Number of undergraduate transfers enrolled at Alabama public 4YR institutions was 9,527.



Number of graduate students enrolled at Alabama public 4YR institutions was 32,836.

ALABAMA COMMISSION ON HIGHER EDUCATION
Top Areas of Baccalaureate Degrees Conferred 2006 through 2014
Alabama Public Institutions



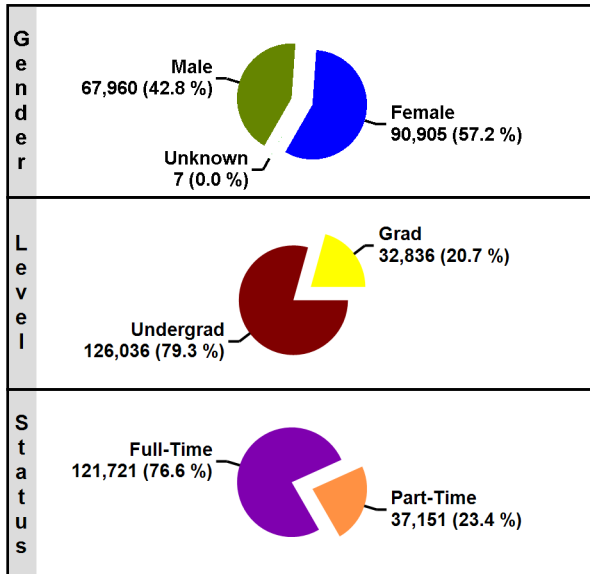
Top Areas of Baccalaureate Degrees Conferred										
Major	2006	2007	2008	2009	2010	2011	2012	2013	2014	
Accounting	792	806	815	846	872	989	947	966	967	
Biology/Biological Sciences, General	656	841	800	898	935	977	787	824	790	
Business Administration and Management, General	1,131	1,143	1,204	1,230	1,358	1,425	1,373	1,289	1,329	
Criminal Justice/Safety Studies	347								485	
Elementary Education and Teaching	1,085	989	1,036	1,075	1,111	1,100	965	931	778	
English Language and Literature, General	370	374	395	432	406	440		481		
Finance, General	681	650	698	673	691	669	527	598	599	
History, General			377		400					
Marketing/Marketing Management, General	745	736	720	744	718	652	560	610	619	
Physical Education Teaching and Coaching						443	459	515	462	
Political Science and Government		362		397			455			
Psychology, General	851	771	928	893	891	964	1,026	1,070	1,042	
Registered Nursing/Registered Nurse	1,107	1,271	1,283	1,447	1,527	1,667	1,660	1,879	1,931	

Notes: (1.) A blank space indicates item was not in Top 10 for the specified year. (2.) Includes only Baccalaureate levels of completions. (3.) There was a fluctuation of Top 10 Areas of Baccalaureate Degrees Conferred over the 9-year time span with a total of 13 areas identified; all areas were not in Top 10 each year.

Source: Alabama Statewide Student Database.

Enrollment

Total Enrollment 158,872



Students Enrolled in Remedial Courses

Math Only	3,064
English Only	960
Math & English	710

Enrollment by Type of Tuition Paid

Type	Undergraduate	Graduate
In-State	91,196	17,874
Out-of-State	26,746	6,775
Non-Resident Exempt, paying In-State	5,357	2,603
Consortium	312	185
Distance Education	2,425	5,399

Financial Aid

Received	108,724
Not Received	50,148

Migration within Alabama Public Institutions

Transfer In	7,196
Transfer Out	3,186



Fall 2014
ALABAMA

Four-Year Public Institutions



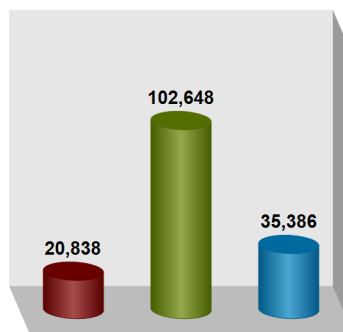
Institutional Student Profiles
Alabama Commission on Higher Education

www.ache.alabama.gov

Source: Alabama Statewide Student Database
Includes Credit Students Only

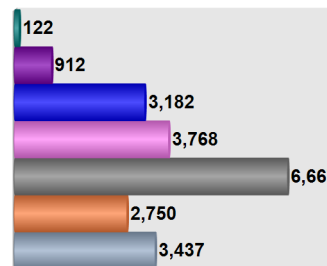
Race/Ethnicity

Race Summary



■ African Am / Non-Hispanic
■ White / Non-Hispanic
■ Other Races

Detail of Other Races



■ Native Hawaiian / Pacific Islander
■ Am Indian/Alaskan Native
■ Asian
■ Hispanic
■ NR Alien
■ Multiracial Designations
■ Unknown / Not Reported

Origins of All Students

Florida	5,559
Georgia	8,679
Mississippi	3,290
Tennessee	3,747
Other US States and Territories	21,196
Non-US	6,225
From Alabama	110,176

Top Five Alabama Counties - Undergraduate Students

Jefferson	10%
Madison	8%
Mobile	6%
AL UNKNOWN	5%
Montgomery	5%

Top Five Alabama Public - Feeder High Schools

# of 2013-14 H.S. Graduates Enrolled		11,148
Hoover	Hoover City	288
Bob Jones	Madison City	284
Vestavia Hills	Vestavia Hills City	284
Auburn	Auburn City	199
Oak Mountain	Shelby County	196

Summary of 2013-2014 Completions

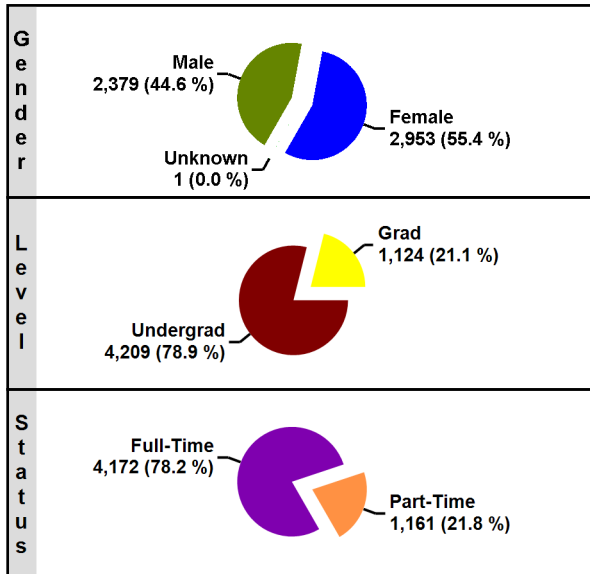
<1 Year	97
<2 Year	53
Associate	230
<4 Year	26
Baccalaureate	21,811
Post Baccalaureate	116
Master's	8,249
Post Master's	533
Doctoral	1,835

Retention of 1st Time Degree-Seeking Freshmen

# of Fall 2013 Cohort Students	22,430
Enrolled or Completed Same Inst. FA 2014	77%
Enrolled Other AL Public Inst. FA 2014	5%

Enrollment

Total Enrollment 5,333



Students Enrolled in Remedial Courses

Math Only	194
English Only	175
Math & English	115

Enrollment by Type of Tuition Paid

Type	Undergraduate	Graduate
In-State	3,143	1,003
Out-of-State	1,061	119
Non-Resident Exempt, paying In-State	5	2
Consortium	0	0
Distance Education	0	0

Financial Aid

Received	4,912
Not Received	421

Migration within Alabama Public Institutions

Transfer In	1
Transfer Out	153



Fall 2014
Normal, AL

Alabama A&M University



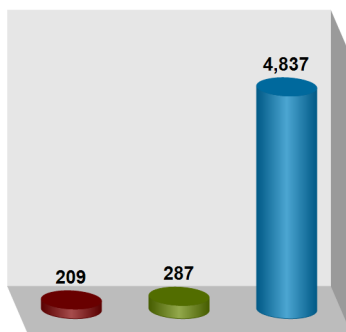
Institutional Student Profiles
Alabama Commission on Higher Education

www.ache.alabama.gov

Source: Alabama Statewide Student Database
Includes Credit Students Only

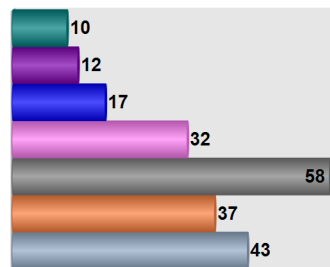
Race/Ethnicity

Race Summary



■ African Am / Non-Hispanic
■ White / Non-Hispanic
■ Other Races

Detail of Other Races



■ Native Hawaiian / Pacific Islander
■ Am Indian/Alaskan Native
■ Asian
■ Hispanic
■ NR Alien
■ Multiracial Designations
■ Unknown / Not Reported

Origins of All Students

Florida	53
Georgia	258
Mississippi	22
Tennessee	91
Other US States and Territories	585
Non-US	178
From Alabama	4,146

Top Five Alabama Counties - Undergraduate Students

Madison	22%
AL UNKNOWN	16%
Jefferson	13%
Mobile	4%
Montgomery	3%

Top Five Alabama Public - Feeder High Schools

# of 2013-14 H.S. Graduates Enrolled		
Minor	Jefferson County	35
Huffman -Magnet	Birmingham City	31
Center Point	Jefferson County	25
Lee	Huntsville City	22
Selma	Selma City	22

Summary of 2013-2014 Completions

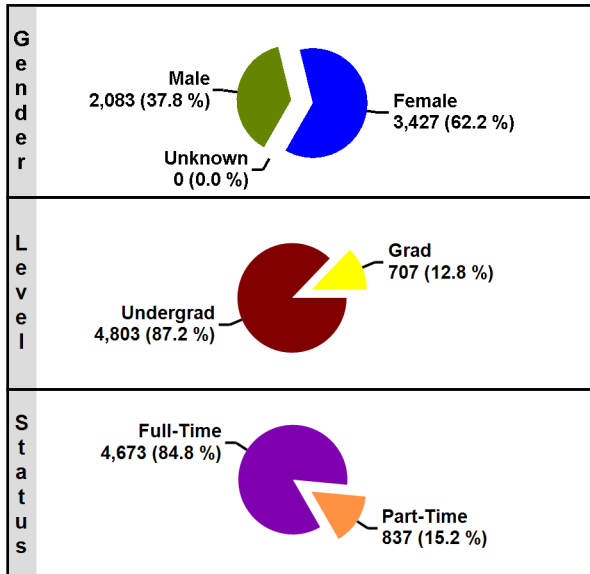
<1 Year	0
<2 Year	0
Associate	0
<4 Year	0
Baccalaureate	472
Post Baccalaureate	0
Master's	223
Post Master's	6
Doctoral	7

Retention of 1st Time Degree-Seeking Freshmen

# of Fall 2013 Cohort Students	991
Enrolled or Completed Same Inst. FA 2014	67%
Enrolled Other AL Public Inst. FA 2014	6%

Enrollment

Total Enrollment 5,510



Students Enrolled in Remedial Courses

Math Only	145
English Only	196
Math & English	161

Enrollment by Type of Tuition Paid

Type	Undergraduate	Graduate
In-State	3,222	576
Out-of-State	1,100	122
Non-Resident Exempt, paying In-State	481	9
Consortium	0	0
Distance Education	0	0

Financial Aid

Received	5,073
Not Received	437

Migration within Alabama Public Institutions

Transfer In	0
Transfer Out	174



Fall 2014
Montgomery, AL

Alabama State University



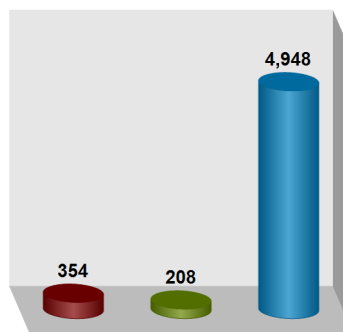
Institutional Student Profiles
Alabama Commission on Higher Education

www.ache.alabama.gov

Source: Alabama Statewide Student Database
Includes Credit Students Only

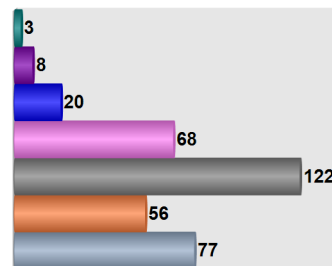
Race/Ethnicity

Race Summary



■ African Am / Non-Hispanic
■ White / Non-Hispanic
■ Other Races

Detail of Other Races



■ Native Hawaiian / Pacific Islander
■ Am Indian/Alaskan Native
■ Asian
■ Hispanic
■ NR Alien
■ Multiracial Designations
■ Unknown / Not Reported

Origins of All Students

Florida	174
Georgia	587
Mississippi	31
Tennessee	26
Other US States and Territories	891
Non-US	2
From Alabama	3,799

Top Five Alabama Counties - Undergraduate Students

Montgomery	25%
Jefferson	10%
Mobile	4%
Macon	2%
Dallas	2%

Top Five Alabama Public - Feeder High Schools

# of 2013-14 H.S. Graduates Enrolled	482	
Jefferson Davis	Montgomery County	36
Lee	Montgomery County	32
Booker T Washington	Macon County	17
Lanier Senior	Montgomery County	16
Brewbaker Technology	Montgomery County	15

Summary of 2013-2014 Completions

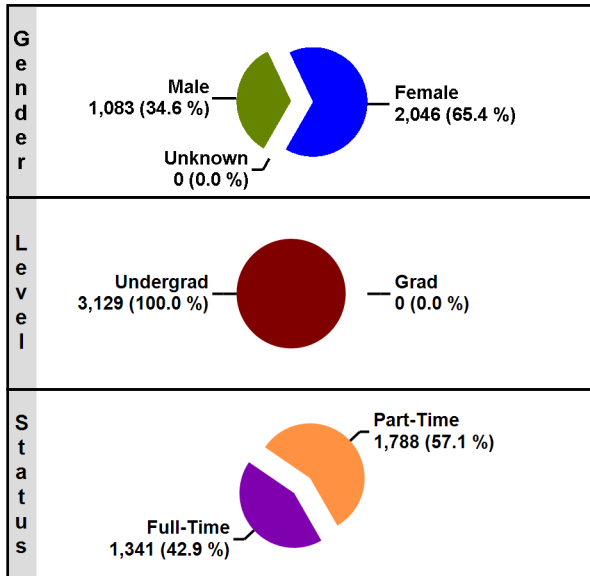
<1 Year	0
<2 Year	0
Associate	0
<4 Year	0
Baccalaureate	529
Post Baccalaureate	0
Master's	141
Post Master's	33
Doctoral	55

Retention of 1st Time Degree-Seeking Freshmen

# of Fall 2013 Cohort Students	1,542
Enrolled or Completed Same Inst. FA 2014	56%
Enrolled Other AL Public Inst. FA 2014	5%

Enrollment

Total Enrollment 3,129



Students Enrolled in Remedial Courses

Math Only	0
English Only	0
Math & English	0

Enrollment by Type of Tuition Paid

Type	Undergraduate	Graduate
In-State	2,975	0
Out-of-State	61	0
Non-Resident Exempt, paying In-State	93	0
Consortium	0	0
Distance Education	0	0

Financial Aid

Received	1,945
Not Received	1,184

Migration within Alabama Public Institutions

Transfer In	520
Transfer Out	14



Fall 2014
Athens, AL

Athens State University



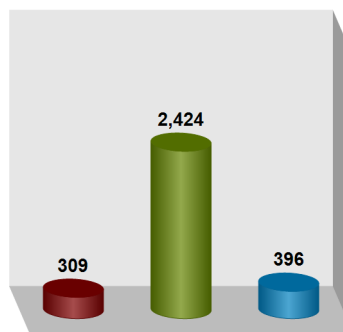
Institutional Student Profiles
Alabama Commission on Higher Education

www.ache.alabama.gov

Source: Alabama Statewide Student Database
Includes Credit Students Only

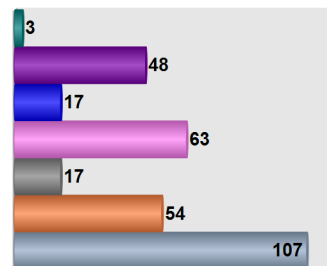
Race/Ethnicity

Race Summary



■ African Am / Non-Hispanic
■ White / Non-Hispanic
■ Other Races

Detail of Other Races



■ Native Hawaiian / Pacific Islander
■ Am Indian/Alaskan Native
■ Asian
■ Hispanic
■ NR Alien
■ Multiracial Designations
■ Unknown / Not Reported

Origins of All Students

Florida	3
Georgia	6
Mississippi	2
Tennessee	104
Other US States and Territories	17
Non-US	1
From Alabama	2,996

Top Five Alabama Counties - Undergraduate Students

Madison	31%
Limestone	13%
Morgan	11%
Cullman	6%
Marshall	6%

Top Five Alabama Public - Feeder High Schools

# of 2013-14 H.S. Graduates Enrolled	N/A
.....	N/A
.....	N/A
.....	N/A
.....	N/A
.....	N/A

Summary of 2013-2014 Completions

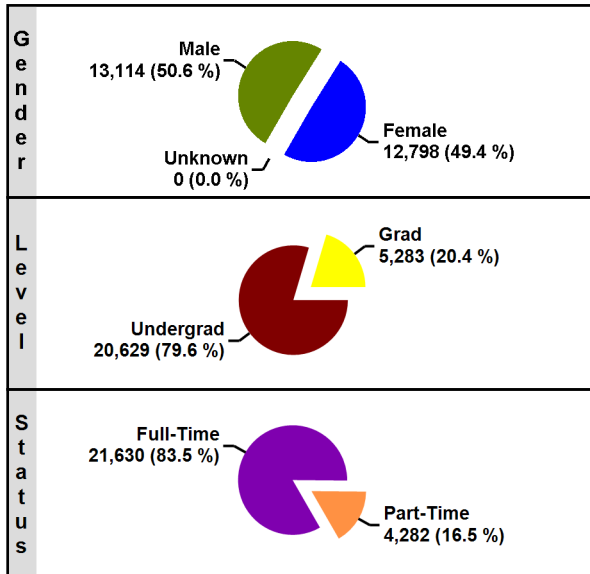
<1 Year	0
<2 Year	0
Associate	0
<4 Year	0
Baccalaureate	833
Post Baccalaureate	0
Master's	0
Post Master's	0
Doctoral	0

Retention of 1st Time Degree-Seeking Freshmen

# of Fall 2013 Cohort Students	N/A
Enrolled or Completed Same Inst. FA 2014	N/A
Enrolled Other AL Public Inst. FA 2014	N/A

Enrollment

Total Enrollment 25,912



Students Enrolled in Remedial Courses

Math Only	0
English Only	0
Math & English	0

Enrollment by Type of Tuition Paid

Type	Undergraduate	Graduate
In-State	13,983	2,133
Out-of-State	6,549	2,849
Non-Resident Exempt, paying In-State	97	301
Consortium	0	0
Distance Education	0	0

Financial Aid

Received	14,773
Not Received	11,139

Migration within Alabama Public Institutions

Transfer In	1,350
Transfer Out	272



Fall 2014
Auburn, AL

Auburn University



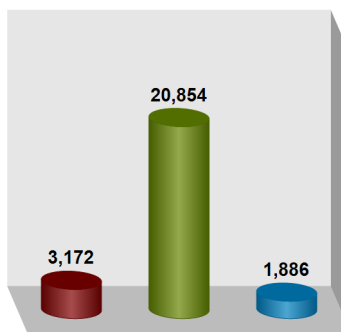
Institutional Student Profiles
Alabama Commission on Higher Education

www.ache.alabama.gov

Source: Alabama Statewide Student Database
Includes Credit Students Only

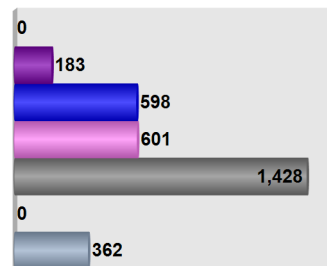
Race/Ethnicity

Race Summary



■ African Am / Non-Hispanic
■ White / Non-Hispanic
■ Other Races

Detail of Other Races



■ Native Hawaiian / Pacific Islander
■ Am Indian/Alaskan Native
■ Asian
■ Hispanic
■ NR Alien
■ Multiracial Designations
■ Unknown / Not Reported

Origins of All Students

Florida	1,325
Georgia	2,921
Mississippi	130
Tennessee	786
Other US States and Territories	4,110
Non-US	1,403
From Alabama	15,237

Top Five Alabama Counties - Undergraduate Students

Jefferson	10%
Madison	9%
Lee	7%
Shelby	6%
Montgomery	4%

Top Five Alabama Public - Feeder High Schools

# of 2013-14 H.S. Graduates Enrolled	1,966
Auburn	Auburn City 138
Vestavia Hills	Vestavia Hills City 130
Bob Jones	Madison City 92
Hoover	Hoover City 86
Oak Mountain	Shelby County 84

Summary of 2013-2014 Completions

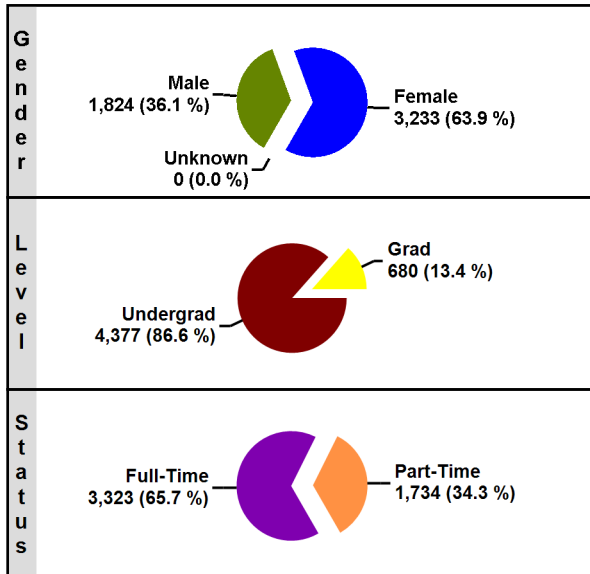
<1 Year	0
<2 Year	0
Associate	0
<4 Year	0
Baccalaureate	4,485
Post Baccalaureate	62
Master's	1,097
Post Master's	31
Doctoral	490

Retention of 1st Time Degree-Seeking Freshmen

# of Fall 2013 Cohort Students	3,726
Enrolled or Completed Same Inst. FA 2014	90%
Enrolled Other AL Public Inst. FA 2014	2%

Enrollment

Total Enrollment 5,057



Students Enrolled in Remedial Courses

Math Only	445
English Only	63
Math & English	89

Enrollment by Type of Tuition Paid

Type	Undergraduate	Graduate
In-State	4,034	609
Out-of-State	327	64
Non-Resident Exempt, paying In-State	15	7
Consortium	0	0
Distance Education	1	0

Financial Aid

Received	3,402
Not Received	1,655

Migration within Alabama Public Institutions

Transfer In	342
Transfer Out	259



Fall 2014
Montgomery, AL

Auburn University at Montgomery

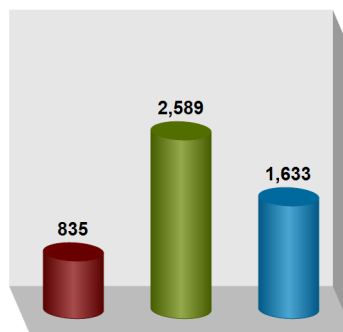


Institutional Student Profiles
Alabama Commission on Higher Education
www.ache.alabama.gov

Source: Alabama Statewide Student Database
Includes Credit Students Only

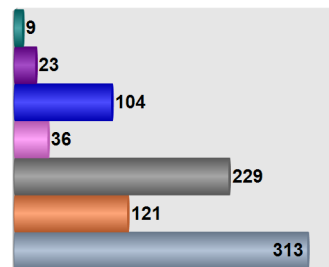
Race/Ethnicity

Race Summary



■ African Am / Non-Hispanic
■ White / Non-Hispanic
■ Other Races

Detail of Other Races



■ Native Hawaiian / Pacific Islander
■ Am Indian/Alaskan Native
■ Asian
■ Hispanic
■ NR Alien
■ Multiracial Designations
■ Unknown / Not Reported

Origins of All Students

Florida	34
Georgia	76
Mississippi	2
Tennessee	14
Other US States and Territories	180
Non-US	118
From Alabama	4,633

Top Five Alabama Counties - Undergraduate Students

Montgomery	34%
Elmore	17%
Autauga	11%
Lee	4%
Jefferson	3%

Top Five Alabama Public - Feeder High Schools

# of 2013-14 H.S. Graduates Enrolled			
Prattville	Autauga County	44	
Wetumpka	Elmore County	34	
Stanhope Elmore	Elmore County	23	
Brewbaker Technology	Montgomery County	22	
Jefferson Davis	Montgomery County	20	

Summary of 2013-2014 Completions

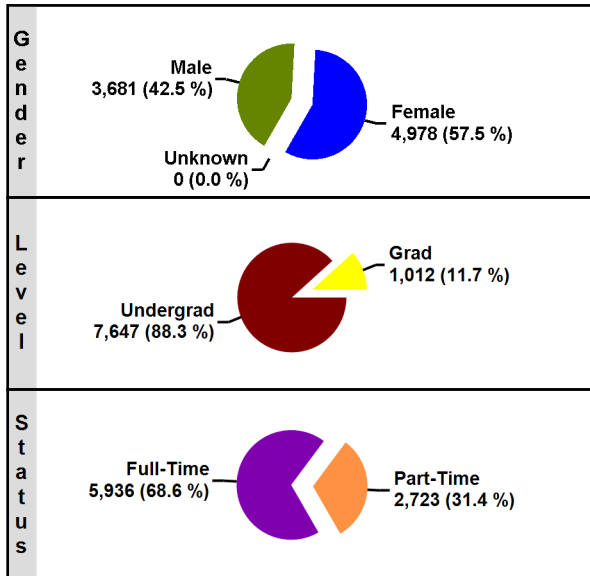
<1 Year	0
<2 Year	0
Associate	0
<4 Year	0
Baccalaureate	605
Post Baccalaureate	1
Master's	227
Post Master's	12
Doctoral	0

Retention of 1st Time Degree-Seeking Freshmen

# of Fall 2013 Cohort Students	671
Enrolled or Completed Same Inst. FA 2014	61%
Enrolled Other AL Public Inst. FA 2014	11%

Enrollment

Total Enrollment 8,659



Students Enrolled in Remedial Courses

Math Only	169
English Only	158
Math & English	71

Enrollment by Type of Tuition Paid

Type	Undergraduate	Graduate
In-State	7,145	893
Out-of-State	248	97
Non-Resident Exempt, paying In-State	254	22
Consortium	0	0
Distance Education	0	0

Financial Aid

Received	6,915
Not Received	1,744

Migration within Alabama Public Institutions

Transfer In	363
Transfer Out	271



Fall 2014
Jacksonville, AL

Jacksonville State University



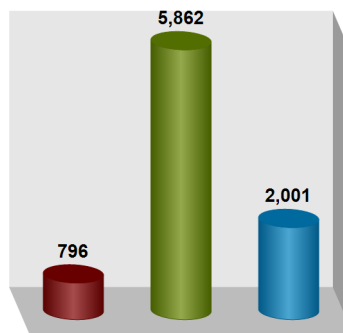
Institutional Student Profiles
Alabama Commission on Higher Education

www.ache.alabama.gov

Source: Alabama Statewide Student Database
Includes Credit Students Only

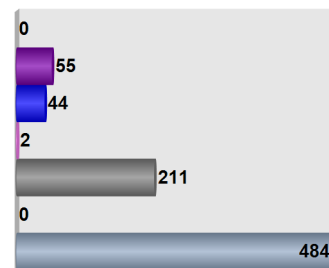
Race/Ethnicity

Race Summary



■ African Am / Non-Hispanic
■ White / Non-Hispanic
■ Other Races

Detail of Other Races



■ Native Hawaiian / Pacific Islander
■ Am Indian/Alaskan Native
■ Asian
■ Hispanic
■ NR Alien
■ Multiracial Designations
■ Unknown / Not Reported

Origins of All Students

Florida	26
Georgia	305
Mississippi	5
Tennessee	15
Other US States and Territories	81
Non-US	4
From Alabama	8,223

Top Five Alabama Counties - Undergraduate Students

AL UNKNOWN	77%
Calhoun	6%
Etowah	2%
Jefferson	2%
Talladega	1%

Top Five Alabama Public - Feeder High Schools

# of 2013-14 H.S. Graduates Enrolled		
Oxford	Oxford City	44
Gadsden City	Gadsden City	31
Southside	Etowah County	30
Jacksonville	Jacksonville City	27
White Plains	Calhoun County	22

Summary of 2013-2014 Completions

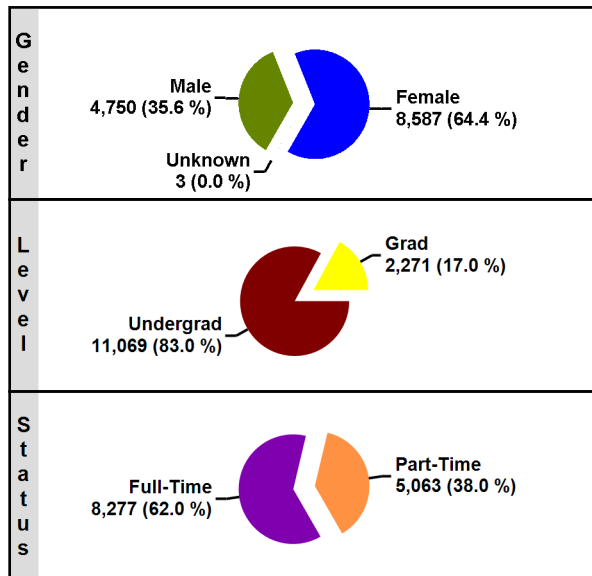
<1 Year	0
<2 Year	0
Associate	0
<4 Year	0
Baccalaureate	1,304
Post Baccalaureate	6
Master's	342
Post Master's	47
Doctoral	0

Retention of 1st Time Degree-Seeking Freshmen

# of Fall 2013 Cohort Students	1,035
Enrolled or Completed Same Inst. FA 2014	71%
Enrolled Other AL Public Inst. FA 2014	9%

Enrollment

Total Enrollment 13,340



Students Enrolled in Remedial Courses

Math Only	916
English Only	87
Math & English	114

Enrollment by Type of Tuition Paid

Type	Undergraduate	Graduate
In-State	9,500	1,784
Out-of-State	574	185
Non-Resident Exempt, paying In-State	907	267
Consortium	0	0
Distance Education	88	35

Financial Aid

Received	11,512
Not Received	1,828

Migration within Alabama Public Institutions

Transfer In	889
Transfer Out	368

Fall 2014
Troy, AL

Troy University

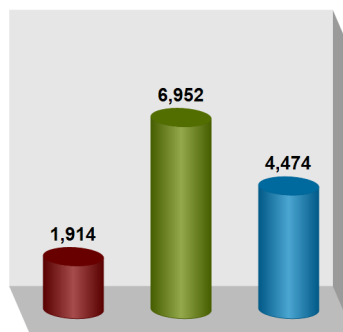


Institutional Student Profiles
Alabama Commission on Higher Education
www.ache.alabama.gov

Source: Alabama Statewide Student Database
Includes Credit Students Only

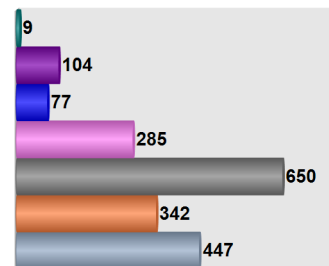
Race/Ethnicity

Race Summary



■ African Am / Non-Hispanic
■ White / Non-Hispanic
■ Other Races

Detail of Other Races



■ Native Hawaiian / Pacific Islander
■ Am Indian/Alaskan Native
■ Asian
■ Hispanic
■ NR Alien
■ Multiracial Designations
■ Unknown / Not Reported

Origins of All Students

Florida	680
Georgia	721
Mississippi	30
Tennessee	26
Other US States and Territories	282
Non-US	706
From Alabama	10,895

Top Five Alabama Counties - Undergraduate Students

Montgomery	14%
Houston	9%
Pike	6%
Elmore	5%
Jefferson	4%

Top Five Alabama Public - Feeder High Schools

# of 2013-14 H.S. Graduates Enrolled		
Enterprise	Enterprise City	43
Charles Henderson	Troy City	31
Northview	Dothan City	24
Thompson	Alabaster City	23
Brewbaker Technology	Montgomery County	22

Summary of 2013-2014 Completions

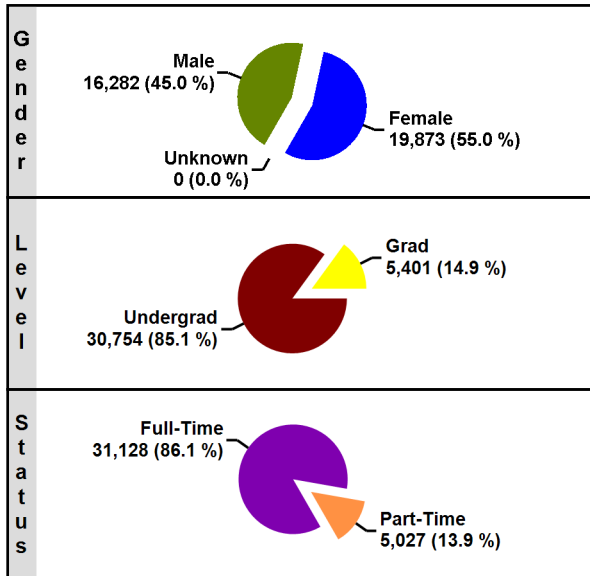
<1 Year	0
<2 Year	0
Associate	189
<4 Year	0
Baccalaureate	1,674
Post Baccalaureate	0
Master's	687
Post Master's	27
Doctoral	17

Retention of 1st Time Degree-Seeking Freshmen

# of Fall 2013 Cohort Students	1,827
Enrolled or Completed Same Inst. FA 2014	66%
Enrolled Other AL Public Inst. FA 2014	7%

Enrollment

Total Enrollment 36,155



Students Enrolled in Remedial Courses

Math Only	349
English Only	0
Math & English	0

Enrollment by Type of Tuition Paid

Type	Undergraduate	Graduate
In-State	14,816	2,487
Out-of-State	13,638	1,346
Non-Resident Exempt, paying In-State	47	14
Consortium	233	6
Distance Education	2,020	1,548

Financial Aid

Received	23,239
Not Received	12,916

Migration within Alabama Public Institutions

Transfer In	1,098
Transfer Out	487



Fall 2014
Tuscaloosa, AL

University of Alabama

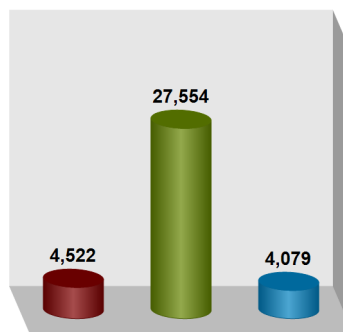


Institutional Student Profiles
Alabama Commission on Higher Education
www.ache.alabama.gov

Source: Alabama Statewide Student Database
Includes Credit Students Only

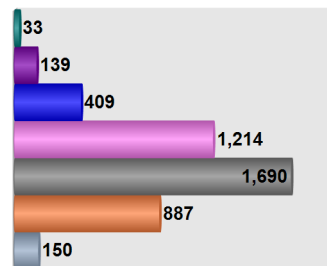
Race/Ethnicity

Race Summary



■ African Am / Non-Hispanic
■ White / Non-Hispanic
■ Other Races

Detail of Other Races



■ Native Hawaiian / Pacific Islander
■ Am Indian/Alaskan Native
■ Asian
■ Hispanic
■ NR Alien
■ Multiracial Designations
■ Unknown / Not Reported

Origins of All Students

Florida	1,661
Georgia	2,368
Mississippi	509
Tennessee	1,387
Other US States and Territories	10,790
Non-US	1,484
From Alabama	17,956

Top Five Alabama Counties - Undergraduate Students

Jefferson	10%
Tuscaloosa	8%
Madison	4%
Shelby	4%
Mobile	3%

Top Five Alabama Public - Feeder High Schools

# of 2013-14 H.S. Graduates Enrolled	1,876	
Mountain Brook	Mountain Brook City	106
Vestavia Hills	Vestavia Hills City	85
Hoover	Hoover City	70
Spain Park	Hoover City	64
Bob Jones	Madison City	57

Summary of 2013-2014 Completions

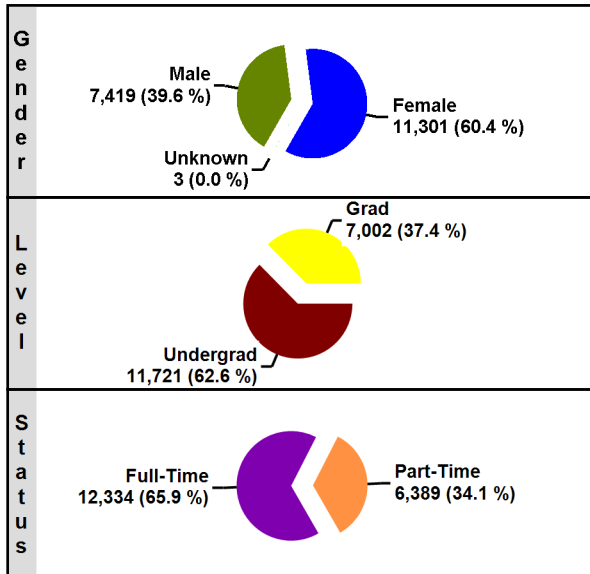
<1 Year	0
<2 Year	0
Associate	0
<4 Year	0
Baccalaureate	5,408
Post Baccalaureate	0
Master's	1,645
Post Master's	28
Doctoral	501

Retention of 1st Time Degree-Seeking Freshmen

# of Fall 2013 Cohort Students	6,454
Enrolled or Completed Same Inst. FA 2014	86%
Enrolled Other AL Public Inst. FA 2014	2%

Enrollment

Total Enrollment 18,723



Students Enrolled in Remedial Courses

Math Only	426
English Only	111
Math & English	95

Enrollment by Type of Tuition Paid

Type	Undergraduate	Graduate
In-State	9,843	4,256
Out-of-State	1,081	1,354
Non-Resident Exempt, paying In-State	787	1,220
Consortium	10	172
Distance Education	0	0

Financial Aid

Received	11,514
Not Received	7,209

Migration within Alabama Public Institutions

Transfer In	1,131
Transfer Out	286



Fall 2014
Birmingham, AL

University of Alabama at Birmingham

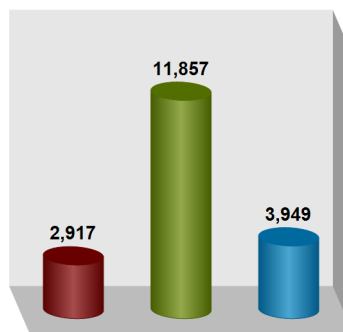


Institutional Student Profiles
Alabama Commission on Higher Education
www.ache.alabama.gov

Source: Alabama Statewide Student Database
Includes Credit Students Only

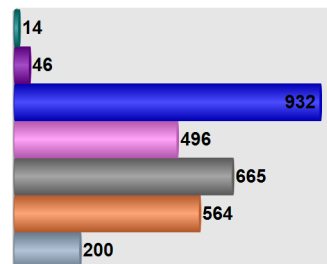
Race/Ethnicity

Race Summary



■ African Am / Non-Hispanic
■ White / Non-Hispanic
■ Other Races

Detail of Other Races



■ Native Hawaiian / Pacific Islander
■ Am Indian/Alaskan Native
■ Asian
■ Hispanic
■ NR Alien
■ Multiracial Designations
■ Unknown / Not Reported

Origins of All Students

Florida	336
Georgia	813
Mississippi	315
Tennessee	265
Other US States and Territories	1,380
Non-US	665
From Alabama	14,949

Top Five Alabama Counties - Undergraduate Students

Jefferson	40%
Shelby	12%
Madison	6%
St. Clair	3%
Montgomery	2%

Top Five Alabama Public - Feeder High Schools

# of 2013-14 H.S. Graduates Enrolled		
Hoover	Hoover City	57
Pelham	Shelby County	41
Hewitt-Trussville	Trussville City	37
Oak Mountain	Shelby County	35
Virgil Grissom	Huntsville City	35

Summary of 2013-2014 Completions

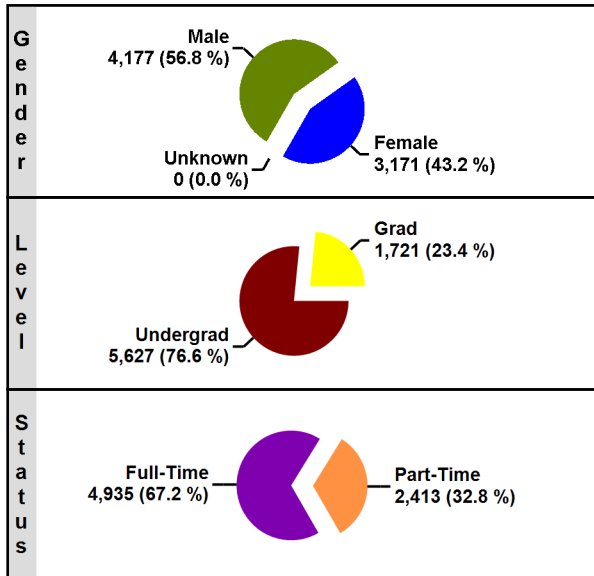
<1 Year	0
<2 Year	21
Associate	0
<4 Year	0
Baccalaureate	2,042
Post Baccalaureate	24
Master's	1,597
Post Master's	69
Doctoral	538

Retention of 1st Time Degree-Seeking Freshmen

# of Fall 2013 Cohort Students	1,773
Enrolled or Completed Same Inst. FA 2014	81%
Enrolled Other AL Public Inst. FA 2014	6%

Enrollment

Total Enrollment 7,348



Students Enrolled in Remedial Courses

Math Only	0
English Only	0
Math & English	0

Enrollment by Type of Tuition Paid

Type	Undergraduate	Graduate
In-State	4,909	1,239
Out-of-State	458	136
Non-Resident Exempt, paying In-State	215	261
Consortium	45	3
Distance Education	0	82

Financial Aid

Received	4,477
Not Received	2,871

Migration within Alabama Public Institutions

Transfer In	503
Transfer Out	139



Fall 2014
Huntsville, AL

University of Alabama in Huntsville



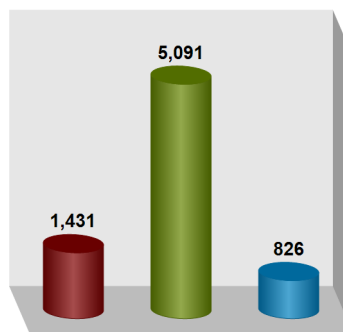
Institutional Student Profiles
Alabama Commission on Higher Education

www.ache.alabama.gov

Source: Alabama Statewide Student Database
Includes Credit Students Only

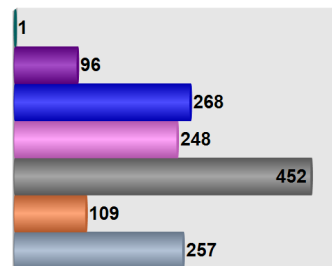
Race/Ethnicity

Race Summary



■ African Am / Non-Hispanic
■ White / Non-Hispanic
■ Other Races

Detail of Other Races



■ Native Hawaiian / Pacific Islander
■ Am Indian/Alaskan Native
■ Asian
■ Hispanic
■ NR Alien
■ Multiracial Designations
■ Unknown / Not Reported

Origins of All Students

Florida	24
Georgia	52
Mississippi	11
Tennessee	399
Other US States and Territories	383
Non-US	451
From Alabama	6,028

Top Five Alabama Counties - Undergraduate Students

Madison	51%
Limestone	6%
Morgan	6%
Marshall	4%
AL UNKNOWN	3%

Top Five Alabama Public - Feeder High Schools

# of 2013-14 H.S. Graduates Enrolled		
Bob Jones	Madison City	48
Sparkman	Madison County	32
Virgil Grissom	Huntsville City	30
Buckhorn	Madison County	22
East Limestone	Limestone County	15

Summary of 2013-2014 Completions

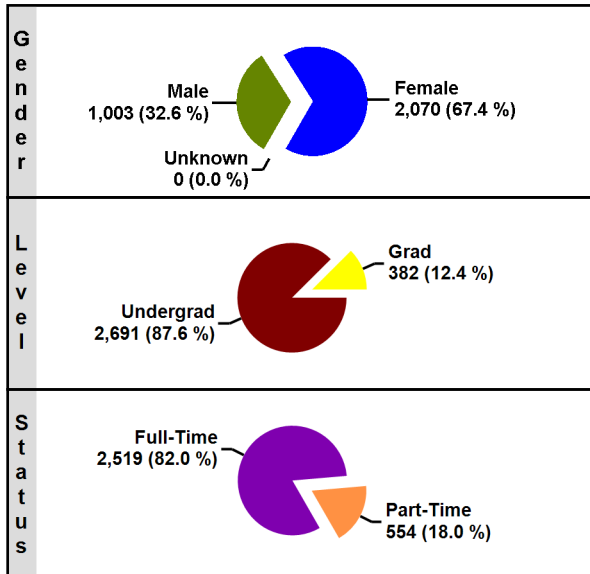
<1 Year	1
<2 Year	0
Associate	0
<4 Year	0
Baccalaureate	1,070
Post Baccalaureate	23
Master's	466
Post Master's	5
Doctoral	34

Retention of 1st Time Degree-Seeking Freshmen

# of Fall 2013 Cohort Students	651
Enrolled or Completed Same Inst. FA 2014	74%
Enrolled Other AL Public Inst. FA 2014	8%

Enrollment

Total Enrollment 3,073



Students Enrolled in Remedial Courses

Math Only	0
English Only	0
Math & English	0

Enrollment by Type of Tuition Paid

Type	Undergraduate	Graduate
In-State	2,514	370
Out-of-State	177	12
Non-Resident Exempt, paying In-State	0	0
Consortium	0	0
Distance Education	0	0

Financial Aid

Received	2,373
Not Received	700

Migration within Alabama Public Institutions

Transfer In	168
Transfer Out	127



Fall 2014
Montevallo, AL

University of Montevallo



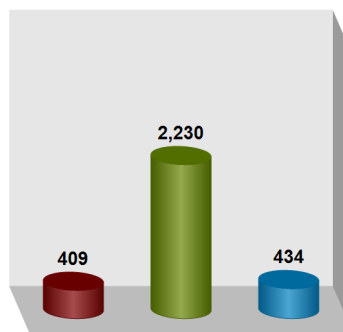
Institutional Student Profiles
Alabama Commission on Higher Education

www.ache.alabama.gov

Source: Alabama Statewide Student Database
Includes Credit Students Only

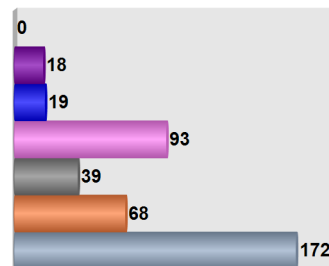
Race/Ethnicity

Race Summary



■ African Am / Non-Hispanic
■ White / Non-Hispanic
■ Other Races

Detail of Other Races



■ Native Hawaiian / Pacific Islander
■ Am Indian/Alaskan Native
■ Asian
■ Hispanic
■ NR Alien
■ Multiracial Designations
■ Unknown / Not Reported

Origins of All Students

Florida	42
Georgia	26
Mississippi	4
Tennessee	19
Other US States and Territories	91
Non-US	39
From Alabama	2,852

Top Five Alabama Counties - Undergraduate Students

Shelby	30%
Jefferson	23%
Chilton	5%
Madison	5%
St. Clair	3%

Top Five Alabama Public - Feeder High Schools

# of 2013-14 H.S. Graduates Enrolled			
Thompson	Alabaster City	25	
Hoover	Hoover City	18	
Pelham	Shelby County	18	
Calera High	Shelby County	15	
Booker T Washington	Montgomery County	11	

Summary of 2013-2014 Completions

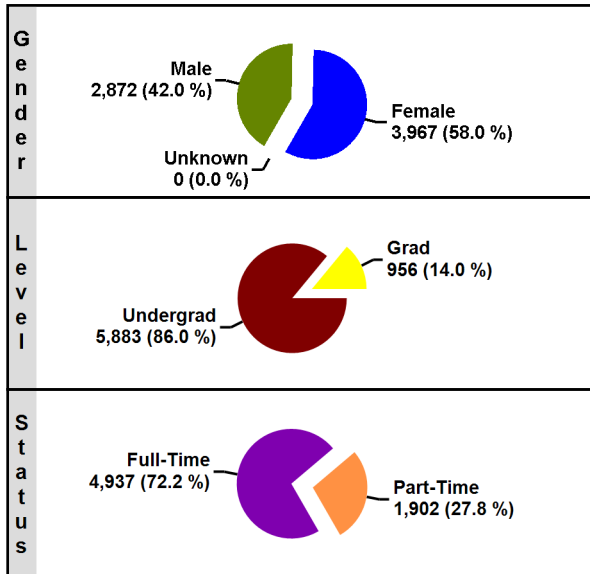
<1 Year	0
<2 Year	0
Associate	0
<4 Year	0
Baccalaureate	280
Post Baccalaureate	0
Master's	187
Post Master's	16
Doctoral	0

Retention of 1st Time Degree-Seeking Freshmen

# of Fall 2013 Cohort Students	531
Enrolled or Completed Same Inst. FA 2014	77%
Enrolled Other AL Public Inst. FA 2014	8%

Enrollment

Total Enrollment 6,839



Students Enrolled in Remedial Courses

Math Only	0
English Only	83
Math & English	0

Enrollment by Type of Tuition Paid

Type	Undergraduate	Graduate
In-State	4,723	627
Out-of-State	455	157
Non-Resident Exempt, paying In-State	705	172
Consortium	0	0
Distance Education	0	0

Financial Aid

Received	4,299
Not Received	2,540

Migration within Alabama Public Institutions

Transfer In	273
Transfer Out	222



Fall 2014
Florence, AL

University of North Alabama

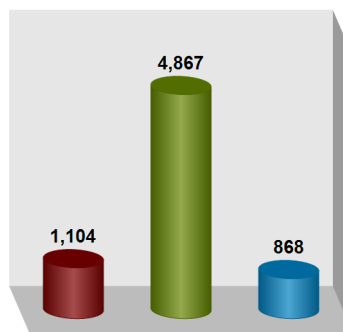


Institutional Student Profiles
Alabama Commission on Higher Education
www.ache.alabama.gov

Source: Alabama Statewide Student Database
Includes Credit Students Only

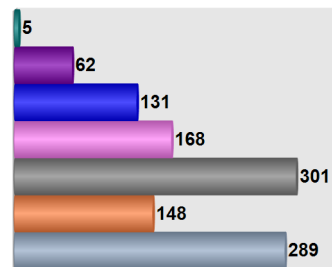
Race/Ethnicity

Race Summary



■ African Am / Non-Hispanic
■ White / Non-Hispanic
■ Other Races

Detail of Other Races



■ Native Hawaiian / Pacific Islander
■ Am Indian/Alaskan Native
■ Asian
■ Hispanic
■ NR Alien
■ Multiracial Designations
■ Unknown / Not Reported

Origins of All Students

Florida	40
Georgia	51
Mississippi	244
Tennessee	469
Other US States and Territories	274
Non-US	413
From Alabama	5,348

Top Five Alabama Counties - Undergraduate Students

Lauderdale	24%
Madison	11%
Colbert	11%
Morgan	5%
Limestone	4%

Top Five Alabama Public - Feeder High Schools

# of 2013-14 H.S. Graduates Enrolled		
Florence	Florence City	56
Muscle Shoals	Muscle Shoals City	32
Sparkman	Madison County	27
Brooks	Lauderdale County	25
Decatur	Decatur City	18

Summary of 2013-2014 Completions

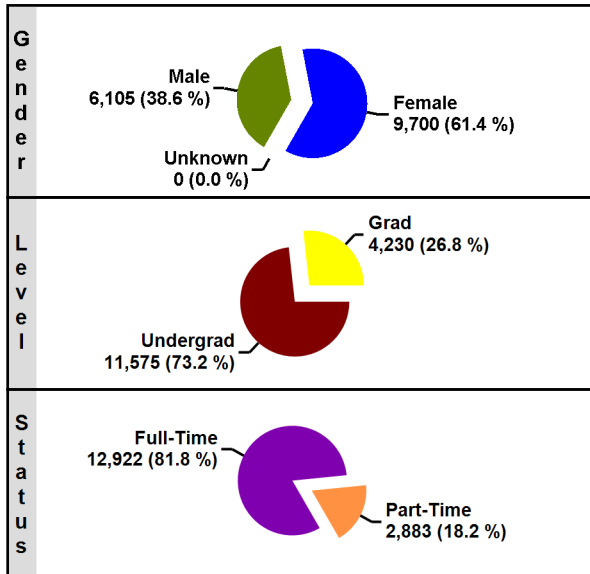
<1 Year	0
<2 Year	0
Associate	0
<4 Year	0
Baccalaureate	1,035
Post Baccalaureate	0
Master's	313
Post Master's	21
Doctoral	0

Retention of 1st Time Degree-Seeking Freshmen

# of Fall 2013 Cohort Students	971
Enrolled or Completed Same Inst. FA 2014	71%
Enrolled Other AL Public Inst. FA 2014	10%

Enrollment

Total Enrollment 15,805



Students Enrolled in Remedial Courses

Math Only	359
English Only	31
Math & English	19

Enrollment by Type of Tuition Paid

Type	Undergraduate	Graduate
In-State	9,106	1,699
Out-of-State	879	312
Non-Resident Exempt, paying In-State	1,446	284
Consortium	24	4
Distance Education	120	1,931

Financial Aid

Received	10,920
Not Received	4,885

Migration within Alabama Public Institutions

Transfer In	439
Transfer Out	308



Fall 2014
Mobile, AL

University of South Alabama



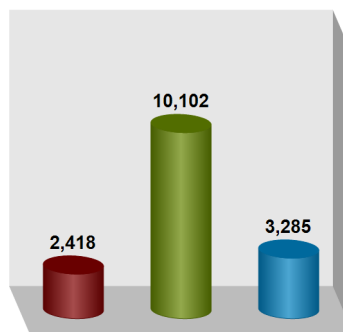
Institutional Student Profiles Alabama Commission on Higher Education

www.ache.alabama.gov

Source: Alabama Statewide Student Database
Includes Credit Students Only

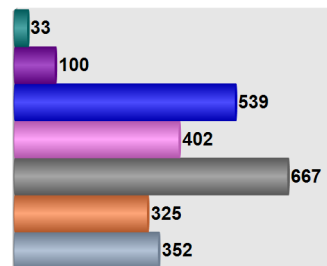
Race/Ethnicity

Race Summary



■ African Am / Non-Hispanic
■ White / Non-Hispanic
■ Other Races

Detail of Other Races



■ Native Hawaiian / Pacific Islander
■ Am Indian/Alaskan Native
■ Asian
■ Hispanic
■ NR Alien
■ Multiracial Designations
■ Unknown / Not Reported

Origins of All Students

Florida	1,094
Georgia	324
Mississippi	1,409
Tennessee	107
Other US States and Territories	1,913
Non-US	644
From Alabama	10,314

Top Five Alabama Counties - Undergraduate Students

Mobile	44%
Baldwin	10%
Jefferson	4%
Shelby	2%
Madison	2%

Top Five Alabama Public - Feeder High Schools

# of 2013-14 H.S. Graduates Enrolled		
116	Baker	Mobile County
55	Murphy	Mobile County
51	Mary G Montgomery	Mobile County
43	WP Davidson	Mobile County
39	Alma Bryant	Mobile County

Summary of 2013-2014 Completions

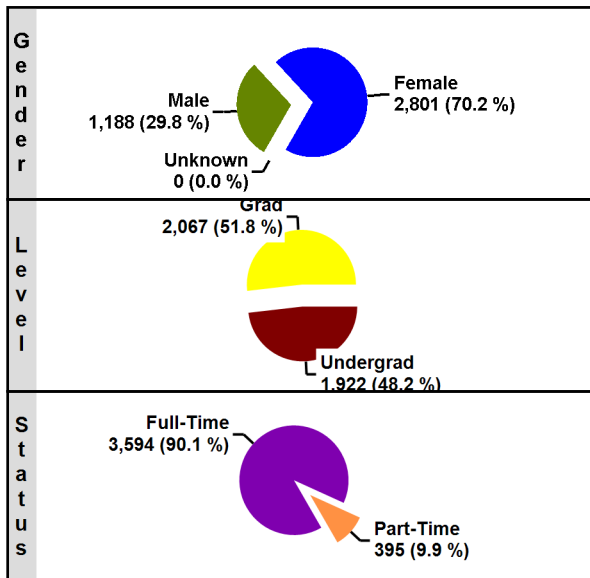
96	<1 Year
32	<2 Year
0	Associate
26	<4 Year
1,848	Baccalaureate
0	Post Baccalaureate
747	Master's
51	Post Master's
193	Doctoral

Retention of 1st Time Degree-Seeking Freshmen

1,878	# of Fall 2013 Cohort Students
70%	Enrolled or Completed Same Inst. FA 2014
8%	Enrolled Other AL Public Inst. FA 2014

Enrollment

Total Enrollment 3,989



Students Enrolled in Remedial Courses

Math Only	61
English Only	56
Math & English	46

Enrollment by Type of Tuition Paid

Type	Undergraduate	Graduate
In-State	1,283	198
Out-of-State	138	22
Non-Resident Exempt, paying In-State	305	44
Consortium	0	0
Distance Education	196	1,803

Financial Aid

Received	3,370
Not Received	619

Migration within Alabama Public Institutions

Transfer In	119
Transfer Out	106



Fall 2014
Livingston, AL

University of West Alabama



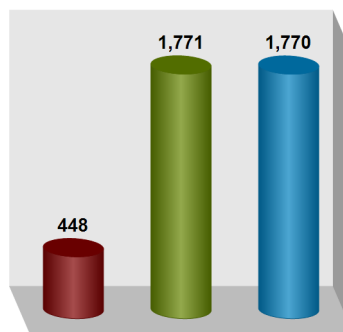
Institutional Student Profiles
Alabama Commission on Higher Education

www.ache.alabama.gov

Source: Alabama Statewide Student Database
Includes Credit Students Only

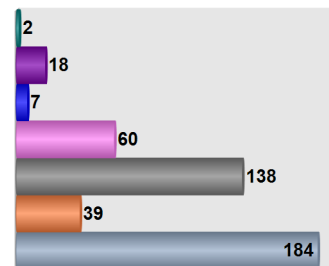
Race/Ethnicity

Race Summary



African Am / Non-Hispanic
White / Non-Hispanic
Other Races

Detail of Other Races



Native Hawaiian / Pacific Islander
Am Indian/Alaskan Native
Asian
Hispanic
NR Alien
Multiracial Designations
Unknown / Not Reported

Origins of All Students

Florida	67
Georgia	171
Mississippi	576
Tennessee	39
Other US States and Territories	219
Non-US	117
From Alabama	2,800

Top Five Alabama Counties - Undergraduate Students

Marengo	9%
Sumter	9%
Tuscaloosa	7%
Jefferson	5%
Choctaw	4%

Top Five Alabama Public - Feeder High Schools

# of 2013-14 H.S. Graduates Enrolled		219
Demopolis	Demopolis City	18
Foley	Baldwin County	9
Sumter Central	Sumter County	9
Sweet Water	Marengo County	6
Thomasville	Thomasville City	6

Summary of 2013-2014 Completions

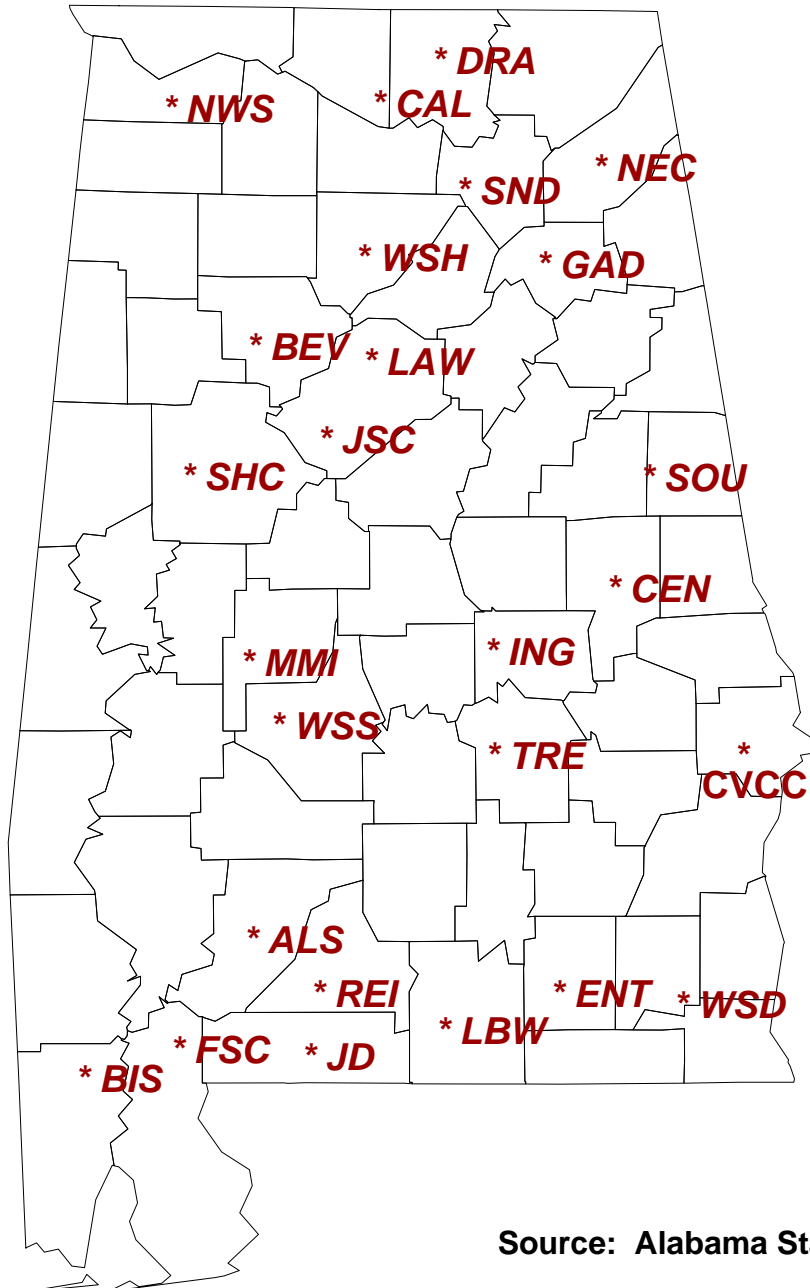
<1 Year	0
<2 Year	0
Associate	41
<4 Year	0
Baccalaureate	226
Post Baccalaureate	0
Master's	577
Post Master's	187
Doctoral	0

Retention of 1st Time Degree-Seeking Freshmen

# of Fall 2013 Cohort Students	380
Enrolled or Completed Same Inst. FA 2014	63%
Enrolled Other AL Public Inst. FA 2014	12%

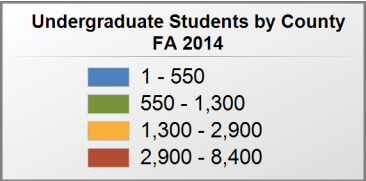
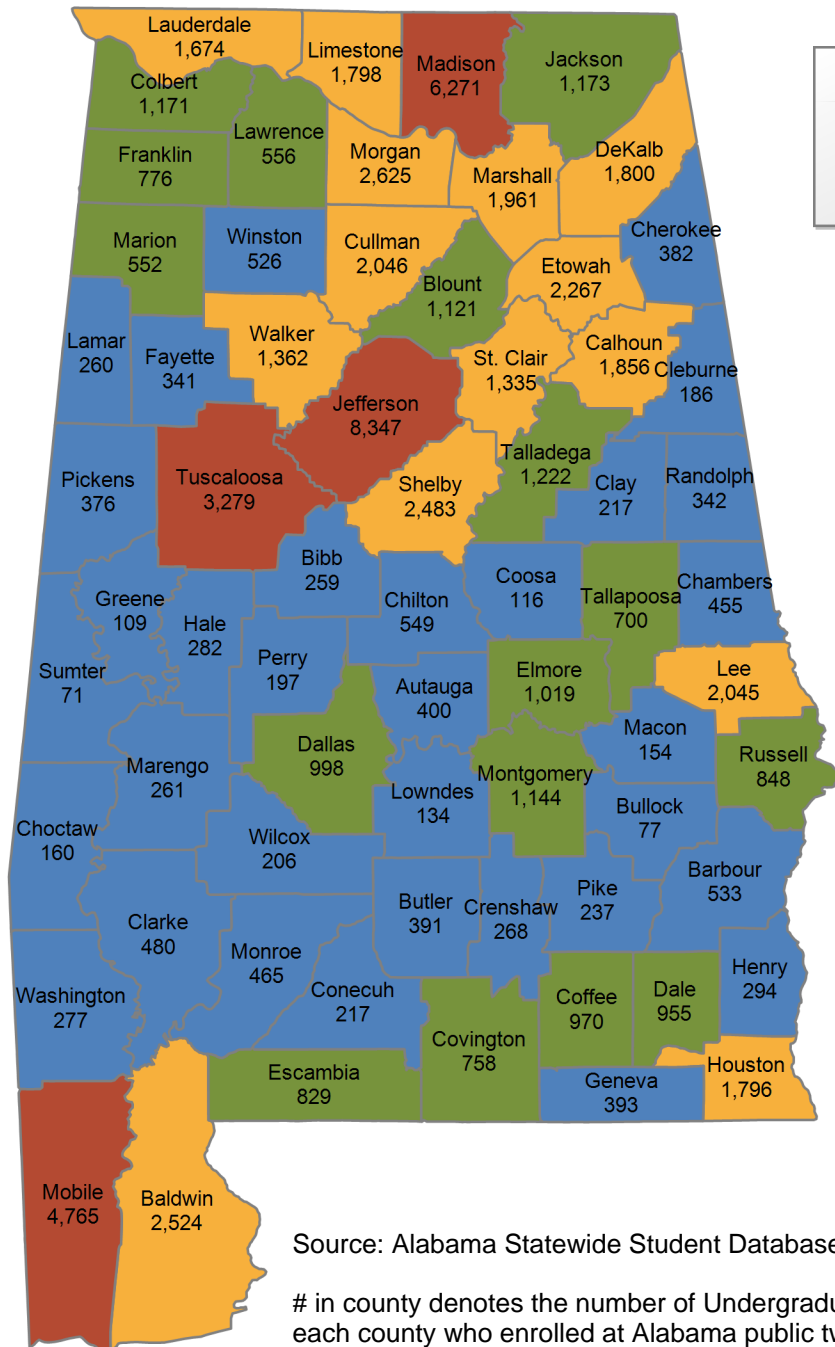
ALABAMA COMMISSION ON HIGHER EDUCATION INSTITUTIONAL STUDENT PROFILES FALL 2014

ALL PUBLIC 2-YEAR INSTITUTIONS



- Alabama Southern Community College (ALS)
- Bevill State Community College (BEV)
- Bishop State Community College (BIS)
- Calhoun Community College (CAL)
- Central Alabama Community College (CEN)
- Chattahoochee Valley Community College (CVCC)
- Drake State Community and Technical College (DRA)
- Enterprise State Community College (ENT)
- Faulkner State Community College (FSC)
- Gadsden State Community College (GAD)
- Ingram State Technical College (ING)
- Jefferson Davis Community College (JD)
- Jefferson State Community College (JSC)
- Lawson State Community College (LAW)
- Lurleen B. Wallace Community College (LBW)
- Marion Military Institute (MMI)
- Northeast Alabama Community College (NEC)
- Northwest-Shoals Community College (NWS)
- Reid State Technical College (REI)
- Shelton State Community College (SHC)
- Snead State Community College (SND)
- Southern Union State Community College (SOU)
- Trenholm State Technical College (TRE)
- Wallace Community College Dothan (WSD)
- Wallace State Community College Hanceville (WSH)
- Wallace State Community College Selma (WSS)

Source: Alabama Statewide Student Database



3,373 student(s) with an 'UNKNOWN' county is(are) not depicted on this map.

ALL ALABAMA PUBLIC 2-YEAR INSTITUTIONS

UNDERGRADUATE ENROLLMENT ONLY

UNDERGRADUATE STUDENTS

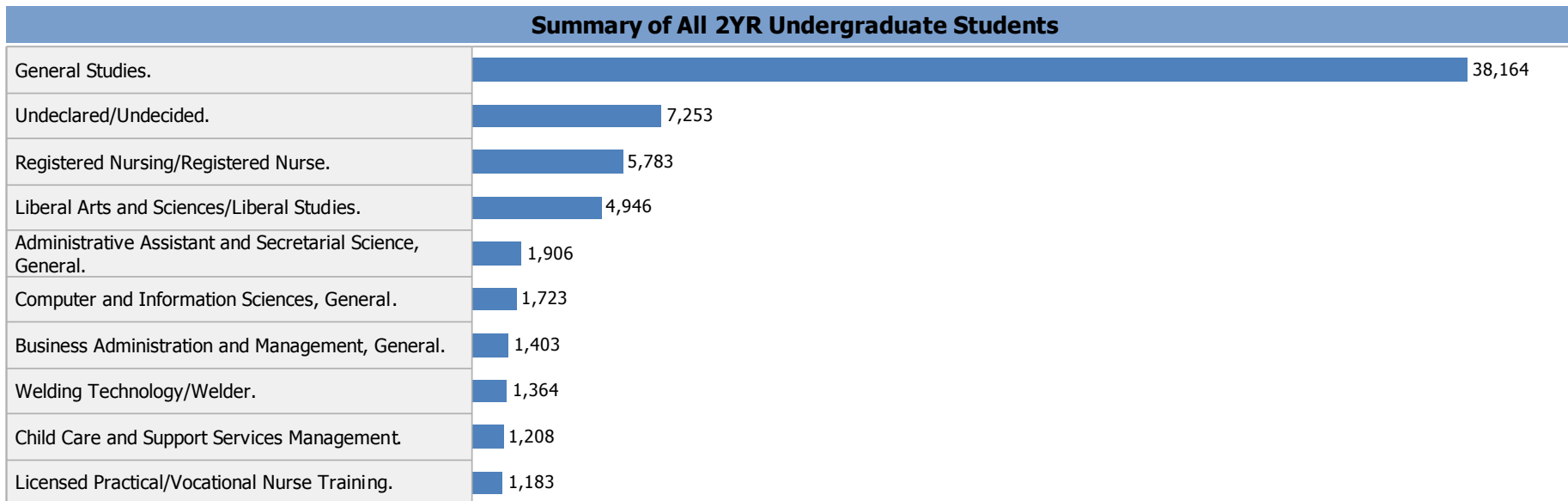
Total: 83,097
From Alabama: 78,014

Source: Alabama Statewide Student Database

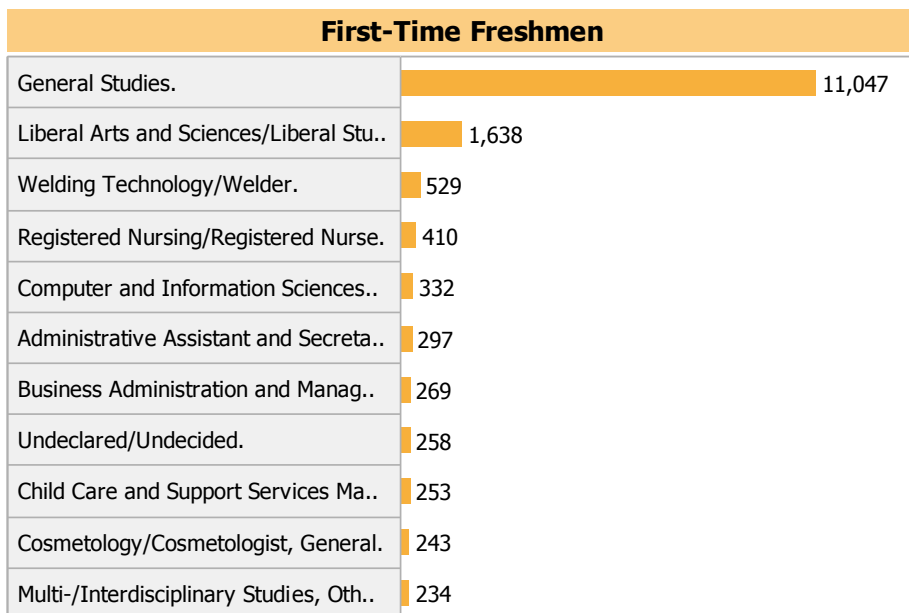
in county denotes the number of Undergraduate students from each county who enrolled at Alabama public two-year institutions FA 2014.



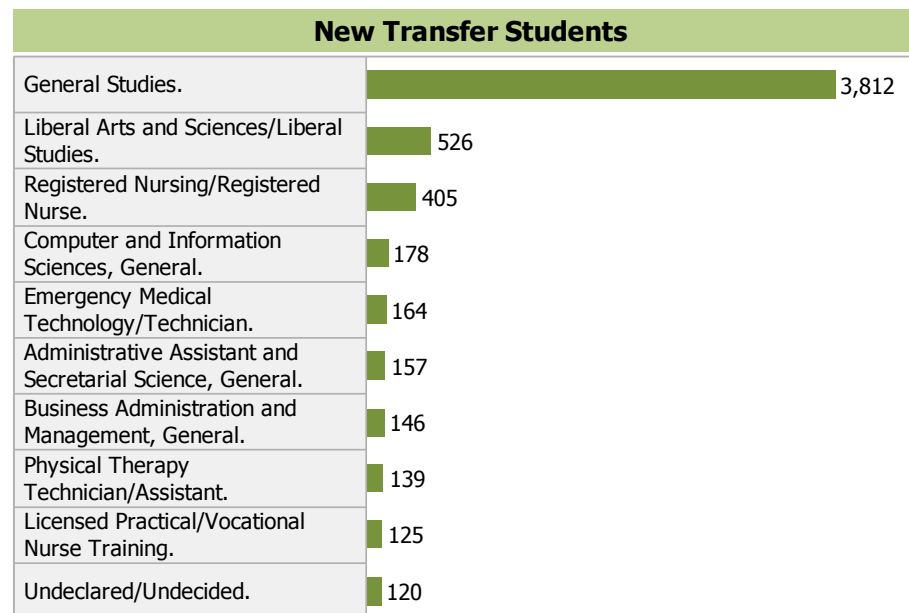
ACHE Summary of Top 10 Majors of Students Enrolled Fall 2014 at 2YR Public Institutions (Total Number of Students at Alabama Public 2YR Institutions was 83,097)



Number of undergraduate students enrolled at Alabama public 2YR institutions was 83,097.

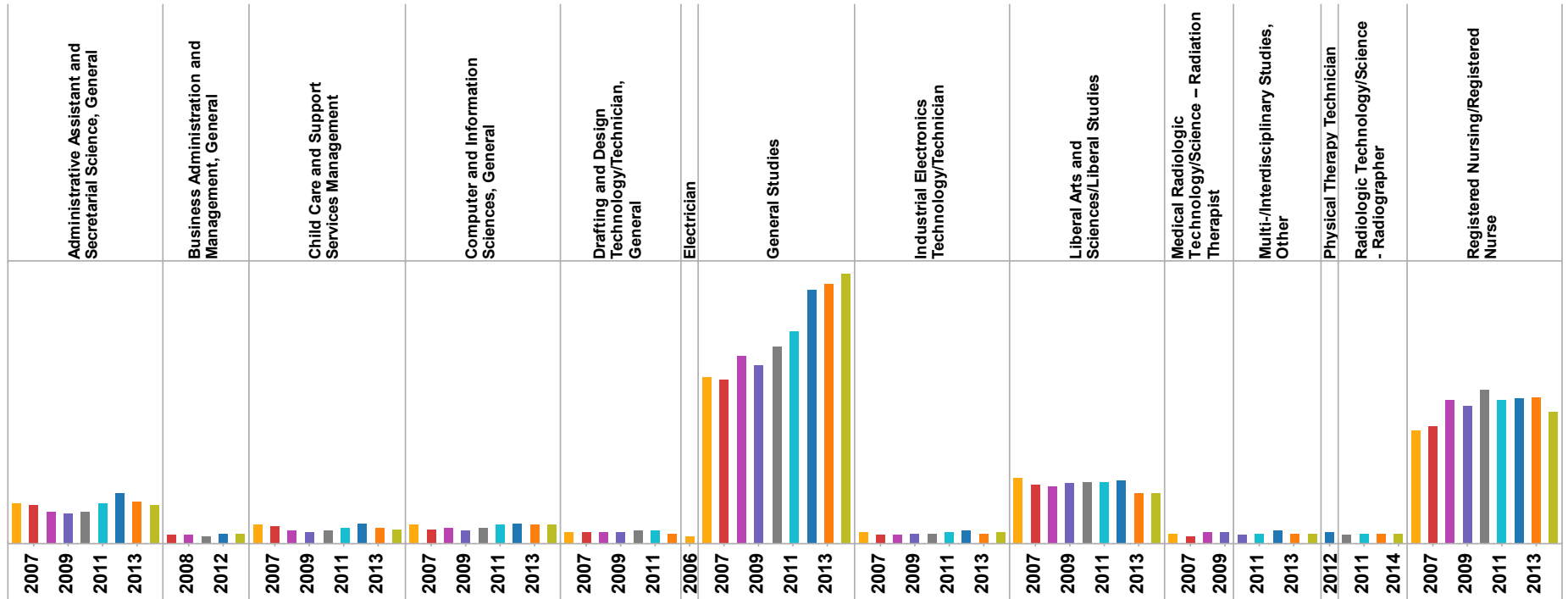


Number of first-time freshmen enrolled at Alabama public 2YR institutions was 19,554.



Number of transfer students enrolled at Alabama public 2YR institutions was 7,572.

ALABAMA COMMISSION ON HIGHER EDUCATION
Top Areas of Associate Degrees Conferred 2006 through 2014
Alabama Public Institutions



Top Areas of Associate Degrees Conferred

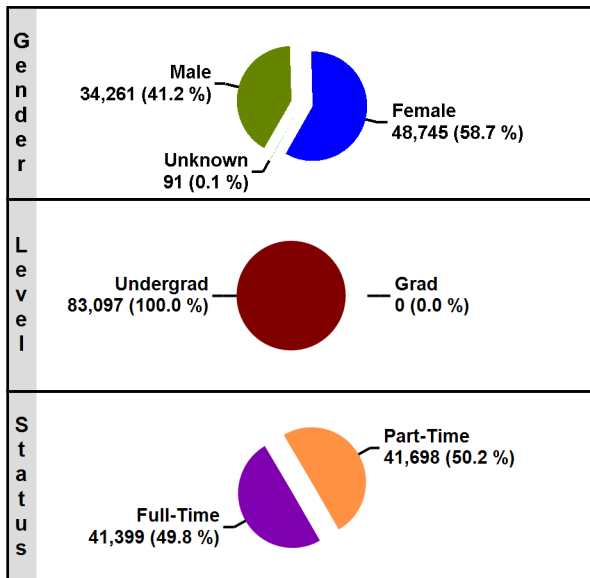
Major	2006	2007	2008	2009	2010	2011	2012	2013	2014
Administrative Assistant and Secretarial Science, General	523	497	408	394	416	515	642	541	503
Business Administration and Management, General		114	117		91		137		133
Child Care and Support Services Management	249	224	172	154	173	196	256	203	191
Computer and Information Sciences, General	246	177	197	168	196	249	255	241	243
Drafting and Design Technology/Technician, General	149	147	139	153	164	159		134	
Electrician	95								
General Studies	2,142	2,099	2,413	2,293	2,542	2,732	3,280	3,353	3,469
Industrial Electronics Technology/Technician	139	111	118	132	138	146	161	136	142
Liberal Arts and Sciences/Liberal Studies	854	764	731	768	787	800	815	642	649
Medical Radiologic Technology/Science – Radiation Therapist	125	100	143	144					
Multi-/Interdisciplinary Studies, Other				112		123	165	131	136
Physical Therapy Technician							148		
Radiologic Technology/Science - Radiographer					117	125		137	126
Registered Nursing/Registered Nurse	1,460	1,510	1,840	1,780	1,985	1,857	1,867	1,894	1,707

Notes: (1.) A blank space indicates item was not in Top 10 for the specified year. (2.) Includes only Associate levels of completions. (3.) There was a fluctuation of Top 10 Areas of Associate Degrees Conferred over the 9-year time span with a total of 14 areas identified; all areas were not in Top 10 each year.

Source: Alabama Statewide Student Database.

Enrollment

Total Enrollment 83,097



Students Enrolled in Remedial Courses

Math Only	8,349
English Only	2,442
Math & English	4,536

Enrollment by Type of Tuition Paid

Type	Undergraduate	Graduate
In-State	79,884	0
Out-of-State	1,479	0
Non-Resident Exempt, paying In-State	1,734	0
Consortium	0	0
Distance Education	0	0

Financial Aid


Received	56,232
Not Received	26,865

Migration within Alabama Public Institutions

Transfer In	3,836
Transfer Out	7,846

Fall 2014
ALABAMA

Two-Year Public Institutions



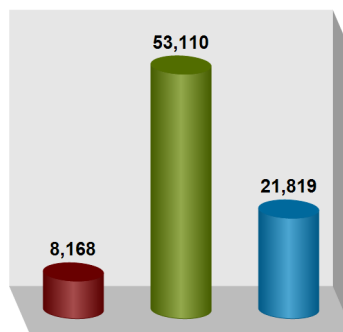
Institutional Student Profiles
Alabama Commission on Higher Education

www.ache.alabama.gov

Source: Alabama Statewide Student Database
Includes Credit Students Only

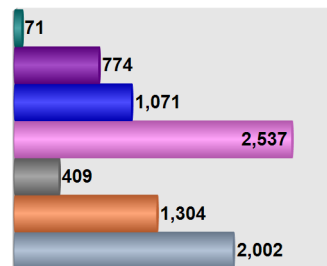
Race/Ethnicity

Race Summary



■ African Am / Non-Hispanic
■ White / Non-Hispanic
■ Other Races

Detail of Other Races



■ Native Hawaiian / Pacific Islander
■ Am Indian/Alaskan Native
■ Asian
■ Hispanic
■ NR Alien
■ Multiracial Designations
■ Unknown / Not Reported

Origins of All Students

Florida	643
Georgia	1,307
Mississippi	213
Tennessee	354
Other US States and Territories	2,267
Non-US	299
From Alabama	78,014

Top Five Alabama Counties - Undergraduate Students

Jefferson	10%
Madison	8%
Mobile	6%
AL UNKNOWN	4%
Tuscaloosa	4%

Top Five Alabama Public - Feeder High Schools

# of 2013-14 H.S. Graduates Enrolled	12,231	
Enterprise	Enterprise City	130
Tuscaloosa County	Tuscaloosa County	120
Sparkman	Madison County	116
Smiths Station	Lee County	110
Auburn	Auburn City	108

Summary of 2013-2014 Completions

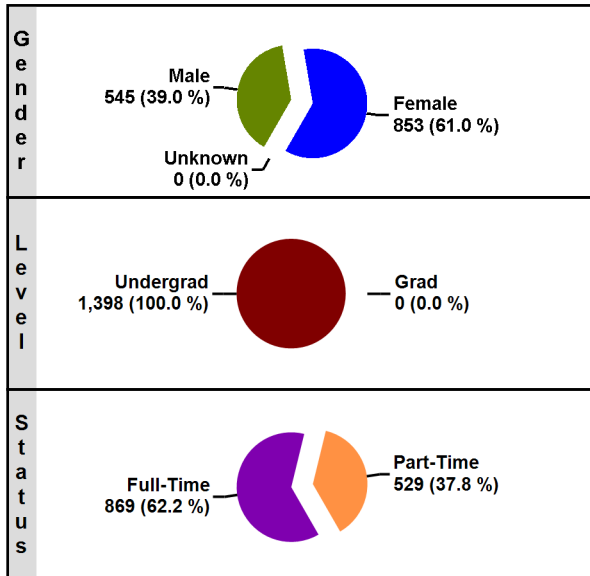
<1 Year	3,155
<2 Year	2,046
Associate	9,245
<4 Year	0
Baccalaureate	0
Post Baccalaureate	0
Master's	0
Post Master's	0
Doctoral	0

Retention of 1st Time Degree-Seeking Freshmen

# of Fall 2013 Cohort Students	19,659
Enrolled or Completed Same Inst. FA 2014	53%
Enrolled Other AL Public Inst. FA 2014	5%

Enrollment

Total Enrollment 1,398



Students Enrolled in Remedial Courses

Math Only	107
English Only	54
Math & English	115

Enrollment by Type of Tuition Paid

Type	Undergraduate	Graduate
In-State	1,356	0
Out-of-State	33	0
Non-Resident Exempt, paying In-State	9	0
Consortium	0	0
Distance Education	0	0

Financial Aid

Received	1,159
Not Received	239

Migration within Alabama Public Institutions

Transfer In	56
Transfer Out	149



Fall 2014
Monroeville, AL

Alabama Southern Community College



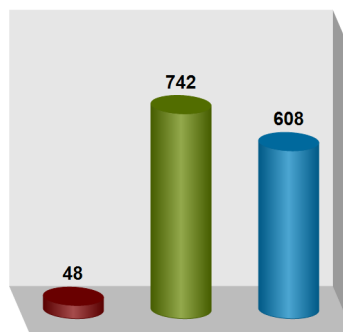
Institutional Student Profiles
Alabama Commission on Higher Education

www.ache.alabama.gov

Source: Alabama Statewide Student Database
Includes Credit Students Only

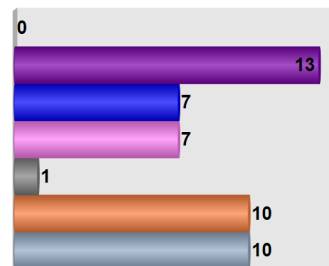
Race/Ethnicity

Race Summary



■ African Am / Non-Hispanic
■ White / Non-Hispanic
■ Other Races

Detail of Other Races



■ Native Hawaiian / Pacific Islander
■ Am Indian/Alaskan Native
■ Asian
■ Hispanic
■ NR Alien
■ Multiracial Designations
■ Unknown / Not Reported

Origins of All Students

Florida	22
Georgia	14
Mississippi	5
Tennessee	0
Other US States and Territories	67
Non-US	0
From Alabama	1,290

Top Five Alabama Counties - Undergraduate Students

Clarke	27%
Monroe	21%
Choctaw	9%
Wilcox	8%
Washington	7%

Top Five Alabama Public - Feeder High Schools

# of 2013-14 H.S. Graduates Enrolled			
Thomasville	Thomasville City	41	
Jackson	Clarke County	37	
Excel	Monroe County	35	
Clarke County	Clarke County	32	
Leroy	Washington County	19	

Summary of 2013-2014 Completions

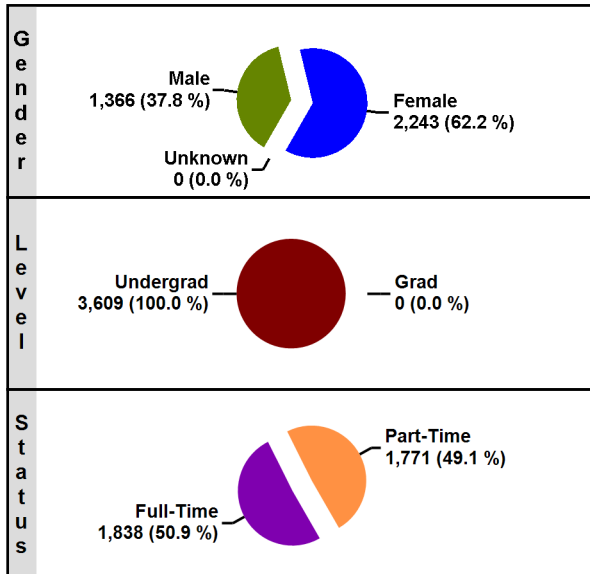
<1 Year	45
<2 Year	37
Associate	183
<4 Year	0
Baccalaureate	0
Post Baccalaureate	0
Master's	0
Post Master's	0
Doctoral	0

Retention of 1st Time Degree-Seeking Freshmen

# of Fall 2013 Cohort Students	469
Enrolled or Completed Same Inst. FA 2014	55%
Enrolled Other AL Public Inst. FA 2014	7%

Enrollment

Total Enrollment 3,609



Students Enrolled in Remedial Courses

Math Only	433
English Only	92
Math & English	250

Enrollment by Type of Tuition Paid

Type	Undergraduate	Graduate
In-State	3,513	0
Out-of-State	17	0
Non-Resident Exempt, paying In-State	79	0
Consortium	0	0
Distance Education	0	0

Financial Aid

Received	2,730
Not Received	879

Migration within Alabama Public Institutions

Transfer In	140
Transfer Out	258



Fall 2014
Sumiton, AL

Bevill State Community College



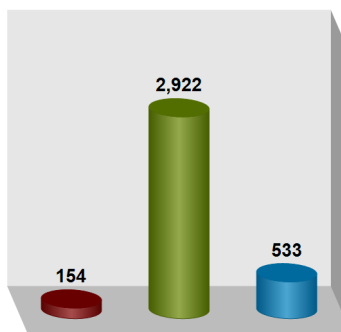
Institutional Student Profiles
Alabama Commission on Higher Education

www.ache.alabama.gov

Source: Alabama Statewide Student Database
Includes Credit Students Only

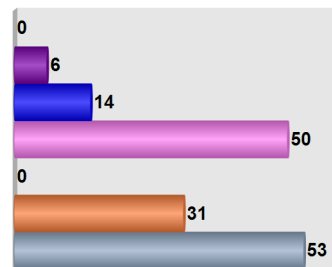
Race/Ethnicity

Race Summary



■ African Am / Non-Hispanic
■ White / Non-Hispanic
■ Other Races

Detail of Other Races



■ Native Hawaiian / Pacific Islander
■ Am Indian/Alaskan Native
■ Asian
■ Hispanic
■ NR Alien
■ Multiracial Designations
■ Unknown / Not Reported

Origins of All Students

Florida	0
Georgia	2
Mississippi	85
Tennessee	1
Other US States and Territories	361
Non-US	0
From Alabama	3,160

Top Five Alabama Counties - Undergraduate Students

Walker	32%
Marion	12%
Jefferson	12%
Fayette	8%
Lamar	7%

Top Five Alabama Public - Feeder High Schools

# of 2013-14 H.S. Graduates Enrolled		
Walker	Jasper City	75
Curry	Walker County	48
Lamar County High-	Lamar County	42
Carbon Hill	Walker County	40
Fayette County	Fayette County	40

Summary of 2013-2014 Completions

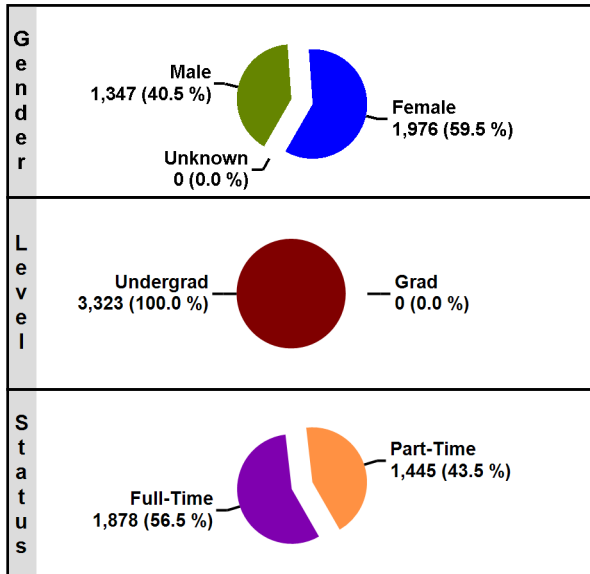
<1 Year	146
<2 Year	100
Associate	403
<4 Year	0
Baccalaureate	0
Post Baccalaureate	0
Master's	0
Post Master's	0
Doctoral	0

Retention of 1st Time Degree-Seeking Freshmen

# of Fall 2013 Cohort Students	905
Enrolled or Completed Same Inst. FA 2014	56%
Enrolled Other AL Public Inst. FA 2014	4%

Enrollment

Total Enrollment 3,323



Students Enrolled in Remedial Courses

Math Only	407
English Only	135
Math & English	324

Enrollment by Type of Tuition Paid

Type	Undergraduate	Graduate
In-State	3,195	0
Out-of-State	83	0
Non-Resident Exempt, paying In-State	45	0
Consortium	0	0
Distance Education	0	0

Financial Aid

Received	2,776
Not Received	547

Migration within Alabama Public Institutions

Transfer In	204
Transfer Out	224



Fall 2014
Mobile, AL

Bishop State Community College

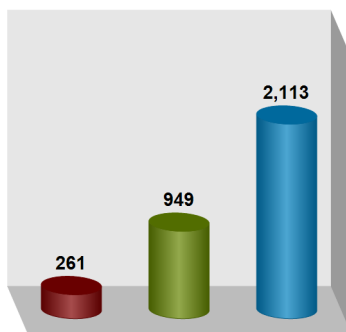


Institutional Student Profiles
Alabama Commission on Higher Education
www.ache.alabama.gov

Source: Alabama Statewide Student Database
Includes Credit Students Only

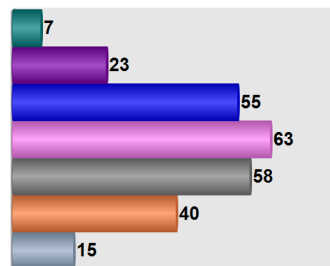
Race/Ethnicity

Race Summary



■ African Am / Non-Hispanic
■ White / Non-Hispanic
■ Other Races

Detail of Other Races



■ Native Hawaiian / Pacific Islander
■ Am Indian/Alaskan Native
■ Asian
■ Hispanic
■ NR Alien
■ Multiracial Designations
■ Unknown / Not Reported

Origins of All Students

Florida	10
Georgia	4
Mississippi	51
Tennessee	0
Other US States and Territories	47
Non-US	47
From Alabama	3,164

Top Five Alabama Counties - Undergraduate Students

Mobile	86%
Baldwin	3%
Washington	3%
AL UNKNOWN	2%
Clarke	1%

Top Five Alabama Public - Feeder High Schools

# of 2013-14 H.S. Graduates Enrolled		
Murphy	Mobile County	66
John L Leflore Magnet	Mobile County	43
Mattie T Blount	Mobile County	33
Ben C Rain	Mobile County	28
WP Davidson	Mobile County	27

Summary of 2013-2014 Completions

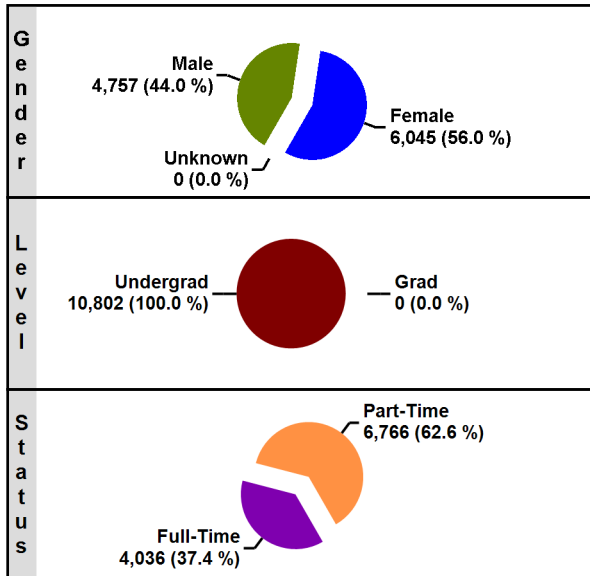
<1 Year	193
<2 Year	80
Associate	286
<4 Year	0
Baccalaureate	0
Post Baccalaureate	0
Master's	0
Post Master's	0
Doctoral	0

Retention of 1st Time Degree-Seeking Freshmen

# of Fall 2013 Cohort Students	965
Enrolled or Completed Same Inst. FA 2014	39%
Enrolled Other AL Public Inst. FA 2014	3%

Enrollment

Total Enrollment 10,802



Students Enrolled in Remedial Courses

Math Only	620
English Only	439
Math & English	486

Enrollment by Type of Tuition Paid

Type	Undergraduate	Graduate
In-State	10,622	0
Out-of-State	113	0
Non-Resident Exempt, paying In-State	67	0
Consortium	0	0
Distance Education	0	0

Financial Aid

Received	5,287
Not Received	5,515

Migration within Alabama Public Institutions

Transfer In	291
Transfer Out	1,139



Fall 2014
Decatur, AL

Calhoun Community College

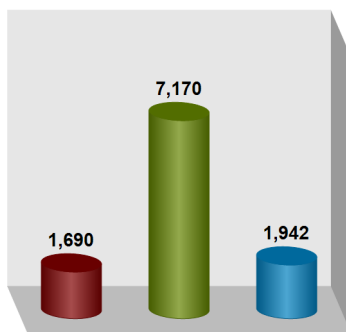


Institutional Student Profiles
Alabama Commission on Higher Education
www.ache.alabama.gov

Source: Alabama Statewide Student Database
Includes Credit Students Only

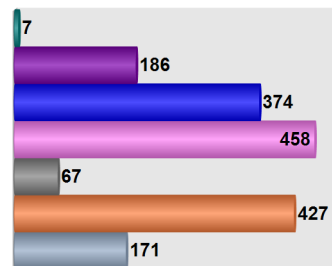
Race/Ethnicity

Race Summary



■ African Am / Non-Hispanic
■ White / Non-Hispanic
■ Other Races

Detail of Other Races



■ Native Hawaiian / Pacific Islander
■ Am Indian/Alaskan Native
■ Asian
■ Hispanic
■ NR Alien
■ Multiracial Designations
■ Unknown / Not Reported

Origins of All Students

Florida	11
Georgia	15
Mississippi	5
Tennessee	146
Other US States and Territories	64
Non-US	4
From Alabama	10,557

Top Five Alabama Counties - Undergraduate Students

Madison	46%
Morgan	19%
Limestone	15%
AL UNKNOWN	10%
Lawrence	3%

Top Five Alabama Public - Feeder High Schools

# of 2013-14 H.S. Graduates Enrolled	1,176	
Sparkman	Madison County	95
Bob Jones	Madison City	86
Virgil Grissom	Huntsville City	68
Austin	Decatur City	66
Decatur	Decatur City	58

Summary of 2013-2014 Completions

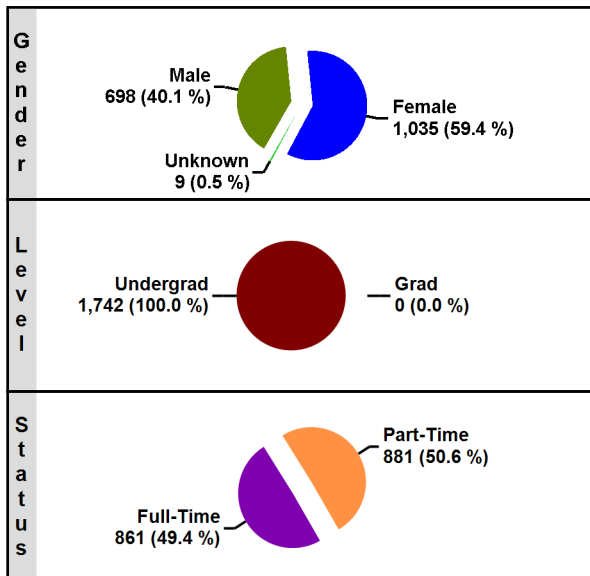
<1 Year	318
<2 Year	42
Associate	1,032
<4 Year	0
Baccalaureate	0
Post Baccalaureate	0
Master's	0
Post Master's	0
Doctoral	0

Retention of 1st Time Degree-Seeking Freshmen

# of Fall 2013 Cohort Students	2,081
Enrolled or Completed Same Inst. FA 2014	53%
Enrolled Other AL Public Inst. FA 2014	5%

Enrollment

Total Enrollment 1,742



Students Enrolled in Remedial Courses

Math Only	124
English Only	74
Math & English	49

Enrollment by Type of Tuition Paid

Type	Undergraduate	Graduate
In-State	1,731	0
Out-of-State	11	0
Non-Resident Exempt, paying In-State	0	0
Consortium	0	0
Distance Education	0	0

Financial Aid

Received	1,239
Not Received	503

Migration within Alabama Public Institutions

Transfer In	24
Transfer Out	252



Fall 2014
Alexander City, AL

Central Alabama Community College

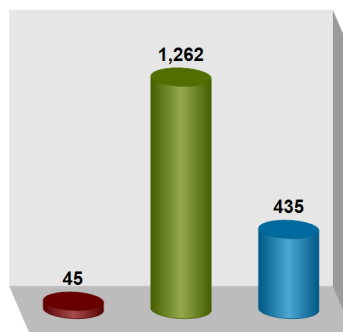


Institutional Student Profiles
Alabama Commission on Higher Education
www.ache.alabama.gov

Source: Alabama Statewide Student Database
Includes Credit Students Only

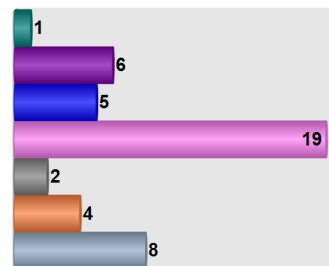
Race/Ethnicity

Race Summary



■ African Am / Non-Hispanic
■ White / Non-Hispanic
■ Other Races

Detail of Other Races



■ Native Hawaiian / Pacific Islander
■ Am Indian/Alaskan Native
■ Asian
■ Hispanic
■ NR Alien
■ Multiracial Designations
■ Unknown / Not Reported

Origins of All Students

Florida	0
Georgia	5
Mississippi	0
Tennessee	0
Other US States and Territories	2
Non-US	1
From Alabama	1,734

Top Five Alabama Counties - Undergraduate Students

Talladega	46%
Tallapoosa	27%
Elmore	8%
Coosa	5%
Shelby	5%

Top Five Alabama Public - Feeder High Schools

# of 2013-14 H.S. Graduates Enrolled	364	
Benjamin Russell	Alexander City	80
Sylacauga	Sylacauga City	47
Talladega	Talladega City	25
Childersburg	Talladega County	23
Fayetteville	Talladega County	20

Summary of 2013-2014 Completions

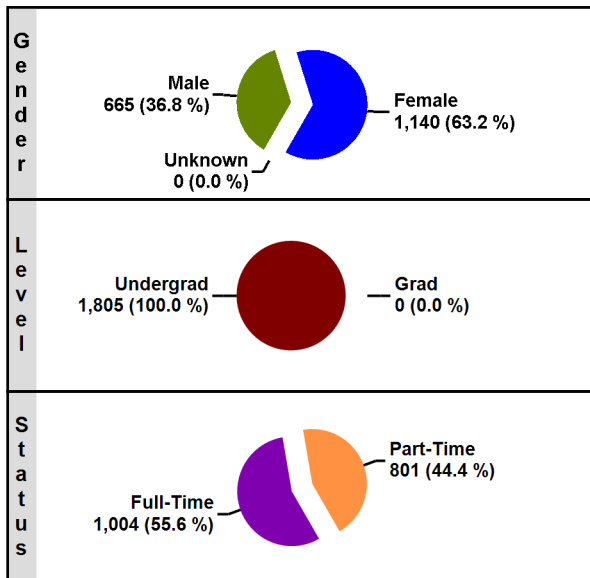
<1 Year	12
<2 Year	27
Associate	237
<4 Year	0
Baccalaureate	0
Post Baccalaureate	0
Master's	0
Post Master's	0
Doctoral	0

Retention of 1st Time Degree-Seeking Freshmen

# of Fall 2013 Cohort Students	404
Enrolled or Completed Same Inst. FA 2014	56%
Enrolled Other AL Public Inst. FA 2014	7%

Enrollment

Total Enrollment 1,805



Students Enrolled in Remedial Courses

Math Only	331
English Only	29
Math & English	147

Enrollment by Type of Tuition Paid

Type	Undergraduate	Graduate
In-State	1,246	0
Out-of-State	35	0
Non-Resident Exempt, paying In-State	524	0
Consortium	0	0
Distance Education	0	0

Financial Aid

Received	1,478
Not Received	327

Migration within Alabama Public Institutions

Transfer In	51
Transfer Out	133



Fall 2014
Phenix City, AL

Chattahoochee Valley Community College

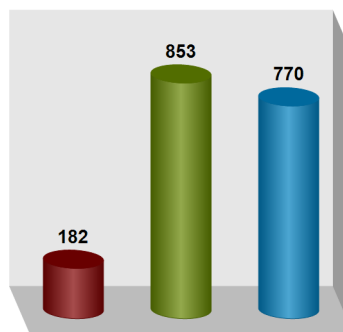


Institutional Student Profiles
Alabama Commission on Higher Education
www.ache.alabama.gov

Source: Alabama Statewide Student Database
Includes Credit Students Only

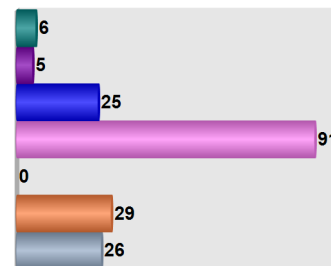
Race/Ethnicity

Race Summary



■ African Am / Non-Hispanic
■ White / Non-Hispanic
■ Other Races

Detail of Other Races



■ Native Hawaiian / Pacific Islander
■ Am Indian/Alaskan Native
■ Asian
■ Hispanic
■ NR Alien
■ Multiracial Designations
■ Unknown / Not Reported

Origins of All Students

Florida	1
Georgia	562
Mississippi	0
Tennessee	0
Other US States and Territories	19
Non-US	0
From Alabama	1,223

Top Five Alabama Counties - Undergraduate Students

Russell	41%
Lee	23%
AL UNKNOWN	1%
Barbour	1%
Chambers	1%

Top Five Alabama Public - Feeder High Schools

# of 2013-14 H.S. Graduates Enrolled			
Central	Phenix City	92	208
Smiths Station	Lee County	59	
Russell County	Russell County	30	
Beauregard	Lee County	4	
Beulah	Lee County	4	

Summary of 2013-2014 Completions

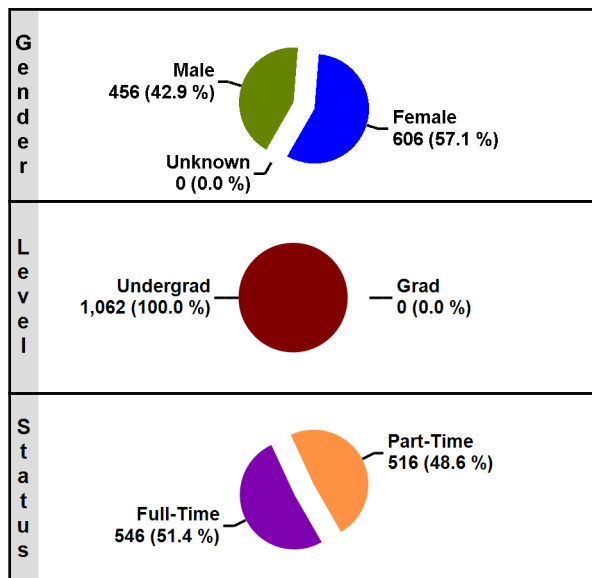
<1 Year	21
<2 Year	7
Associate	219
<4 Year	0
Baccalaureate	0
Post Baccalaureate	0
Master's	0
Post Master's	0
Doctoral	0

Retention of 1st Time Degree-Seeking Freshmen

# of Fall 2013 Cohort Students	421
Enrolled or Completed Same Inst. FA 2014	48%
Enrolled Other AL Public Inst. FA 2014	3%

Enrollment

Total Enrollment 1,062



Students Enrolled in Remedial Courses

Math Only	161
English Only	43
Math & English	93

Enrollment by Type of Tuition Paid

Type	Undergraduate	Graduate
In-State	1,057	0
Out-of-State	5	0
Non-Resident Exempt, paying In-State	0	0
Consortium	0	0
Distance Education	0	0

Financial Aid

Received	864
Not Received	198

Migration within Alabama Public Institutions

Transfer In	27
Transfer Out	42



Fall 2014
Huntsville, AL

Drake State Community and Technical College



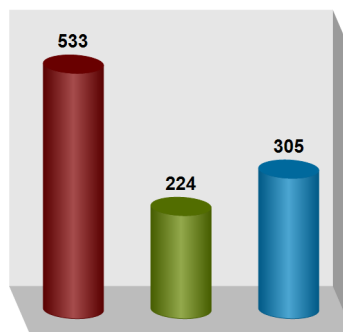
Institutional Student Profiles
Alabama Commission on Higher Education

www.ache.alabama.gov

Source: Alabama Statewide Student Database
Includes Credit Students Only

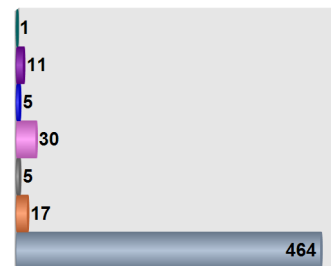
Race/Ethnicity

Race Summary



■ African Am / Non-Hispanic
■ White / Non-Hispanic
■ Other Races

Detail of Other Races



■ Native Hawaiian / Pacific Islander
■ Am Indian/Alaskan Native
■ Asian
■ Hispanic
■ NR Alien
■ Multiracial Designations
■ Unknown / Not Reported

Origins of All Students

Florida	1
Georgia	0
Mississippi	0
Tennessee	19
Other US States and Territories	29
Non-US	0
From Alabama	1,013

Top Five Alabama Counties - Undergraduate Students

Madison	84%
Limestone	3%
Morgan	3%
Jackson	2%
Marshall	2%

Top Five Alabama Public - Feeder High Schools

# of 2013-14 H.S. Graduates Enrolled		
Lee	Huntsville City	14
Hazel Green	Madison County	8
Sparkman	Madison County	8
Madison County	Madison County	6
SR Butler	Huntsville City	5

Summary of 2013-2014 Completions

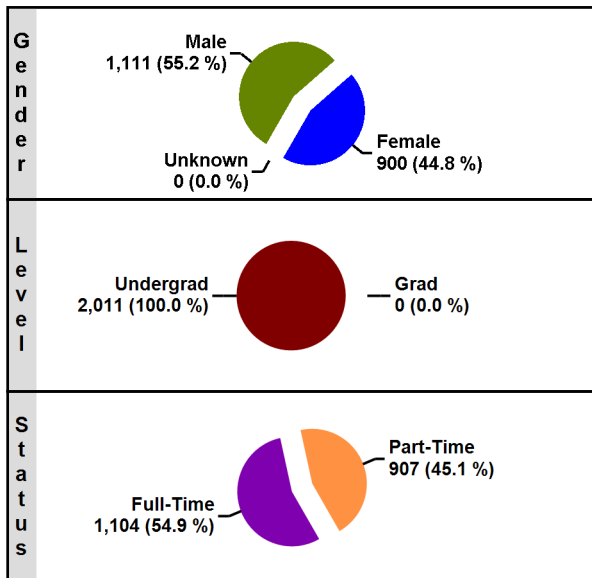
<1 Year	27
<2 Year	55
Associate	98
<4 Year	0
Baccalaureate	0
Post Baccalaureate	0
Master's	0
Post Master's	0
Doctoral	0

Retention of 1st Time Degree-Seeking Freshmen

# of Fall 2013 Cohort Students	213
Enrolled or Completed Same Inst. FA 2014	33%
Enrolled Other AL Public Inst. FA 2014	7%

Enrollment

Total Enrollment 2,011



Students Enrolled in Remedial Courses

Math Only	203
English Only	52
Math & English	82

Enrollment by Type of Tuition Paid

Type	Undergraduate	Graduate
In-State	1,954	0
Out-of-State	12	0
Non-Resident Exempt, paying In-State	45	0
Consortium	0	0
Distance Education	0	0

Financial Aid

Received	1,572
Not Received	439

Migration within Alabama Public Institutions

Transfer In	89
Transfer Out	276



Fall 2014
Enterprise, AL

Enterprise State Community College



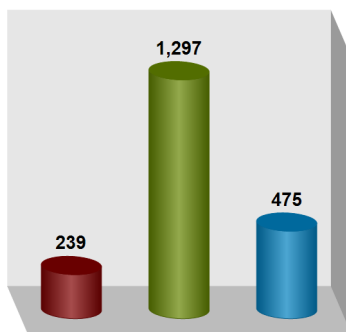
Institutional Student Profiles
Alabama Commission on Higher Education

www.ache.alabama.gov

Source: Alabama Statewide Student Database
Includes Credit Students Only

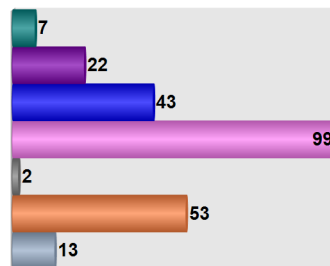
Race/Ethnicity

Race Summary



■ African Am / Non-Hispanic
■ White / Non-Hispanic
■ Other Races

Detail of Other Races



■ Native Hawaiian / Pacific Islander
■ Am Indian/Alaskan Native
■ Asian
■ Hispanic
■ NR Alien
■ Multiracial Designations
■ Unknown / Not Reported

Origins of All Students

Florida	48
Georgia	5
Mississippi	2
Tennessee	3
Other US States and Territories	122
Non-US	1
From Alabama	1,830

Top Five Alabama Counties - Undergraduate Students

Coffee	34%
Dale	15%
Mobile	10%
Geneva	7%
AL UNKNOWN	5%

Top Five Alabama Public - Feeder High Schools

# of 2013-14 H.S. Graduates Enrolled		277
Enterprise	Enterprise City	110
Daleville	Daleville City	17
New Brockton	Coffee County	15
Carroll	Ozark City	12
Kinston School	Coffee County	9

Summary of 2013-2014 Completions

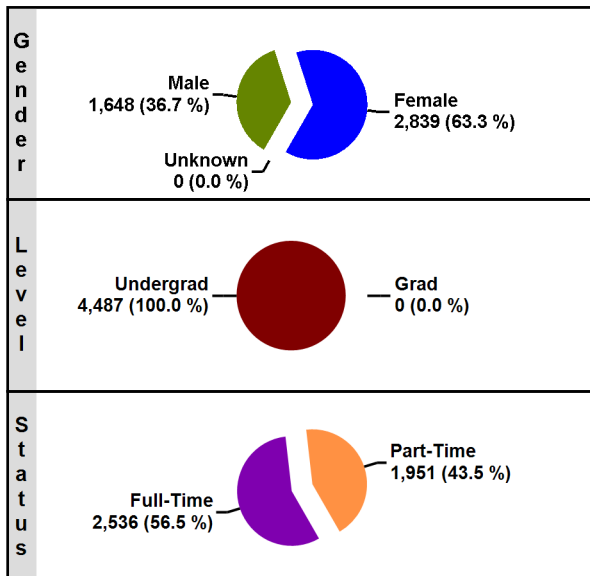
<1 Year	9
<2 Year	2
Associate	272
<4 Year	0
Baccalaureate	0
Post Baccalaureate	0
Master's	0
Post Master's	0
Doctoral	0

Retention of 1st Time Degree-Seeking Freshmen

# of Fall 2013 Cohort Students	414
Enrolled or Completed Same Inst. FA 2014	48%
Enrolled Other AL Public Inst. FA 2014	7%

Enrollment

Total Enrollment 4,487



Students Enrolled in Remedial Courses

Math Only	351
English Only	94
Math & English	202

Enrollment by Type of Tuition Paid

Type	Undergraduate	Graduate
In-State	4,386	0
Out-of-State	55	0
Non-Resident Exempt, paying In-State	46	0
Consortium	0	0
Distance Education	0	0

Financial Aid

Received	3,263
Not Received	1,224

Migration within Alabama Public Institutions

Transfer In	247
Transfer Out	488



Fall 2014
Bay Minette, AL

Faulkner State Community College

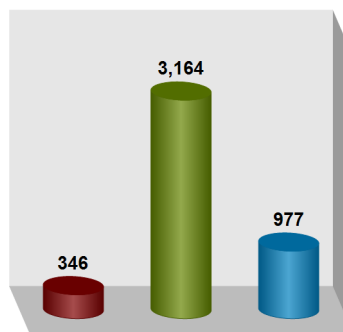


Institutional Student Profiles
Alabama Commission on Higher Education
www.ache.alabama.gov

Source: Alabama Statewide Student Database
Includes Credit Students Only

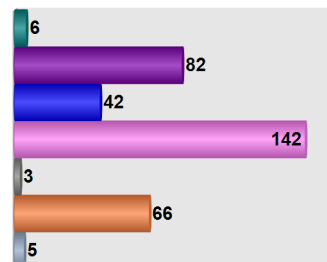
Race/Ethnicity

Race Summary



■ African Am / Non-Hispanic
■ White / Non-Hispanic
■ Other Races

Detail of Other Races



■ Native Hawaiian / Pacific Islander
■ Am Indian/Alaskan Native
■ Asian
■ Hispanic
■ NR Alien
■ Multiracial Designations
■ Unknown / Not Reported

Origins of All Students

Florida	55
Georgia	9
Mississippi	6
Tennessee	2
Other US States and Territories	102
Non-US	2
From Alabama	4,311

Top Five Alabama Counties - Undergraduate Students

Baldwin	50%
Mobile	34%
AL UNKNOWN	4%
Escambia	2%
Washington	1%

Top Five Alabama Public - Feeder High Schools

# of 2013-14 H.S. Graduates Enrolled	784
Baldwin County	Baldwin County 73
Fairhope	Baldwin County 69
Daphne	Baldwin County 53
Spanish Fort	Baldwin County 43
Robertsdale	Baldwin County 42

Summary of 2013-2014 Completions

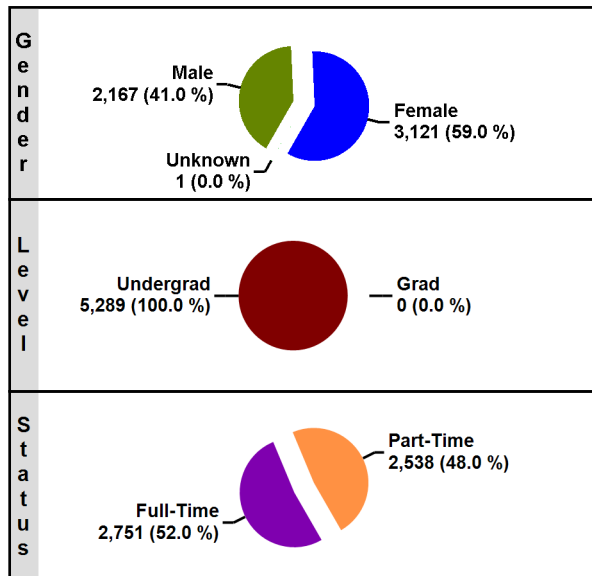
<1 Year	26
<2 Year	40
Associate	431
<4 Year	0
Baccalaureate	0
Post Baccalaureate	0
Master's	0
Post Master's	0
Doctoral	0

Retention of 1st Time Degree-Seeking Freshmen

# of Fall 2013 Cohort Students	1,288
Enrolled or Completed Same Inst. FA 2014	56%
Enrolled Other AL Public Inst. FA 2014	5%

Enrollment

Total Enrollment 5,289



Students Enrolled in Remedial Courses

Math Only	644
English Only	148
Math & English	210

Enrollment by Type of Tuition Paid

Type	Undergraduate	Graduate
In-State	5,183	0
Out-of-State	93	0
Non-Resident Exempt, paying In-State	13	0
Consortium	0	0
Distance Education	0	0

Financial Aid

Received	3,448
Not Received	1,841

Migration within Alabama Public Institutions

Transfer In	177
Transfer Out	364



Fall 2014
Gadsden, AL

Gadsden State Community College



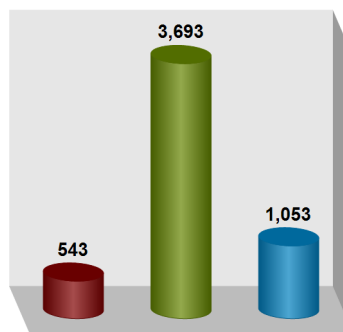
Institutional Student Profiles
Alabama Commission on Higher Education

www.ache.alabama.gov

Source: Alabama Statewide Student Database
Includes Credit Students Only

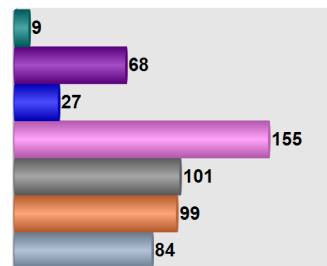
Race/Ethnicity

Race Summary



■ African Am / Non-Hispanic
■ White / Non-Hispanic
■ Other Races

Detail of Other Races



■ Native Hawaiian / Pacific Islander
■ Am Indian/Alaskan Native
■ Asian
■ Hispanic
■ NR Alien
■ Multiracial Designations
■ Unknown / Not Reported

Origins of All Students

Florida	11
Georgia	53
Mississippi	0
Tennessee	4
Other US States and Territories	269
Non-US	60
From Alabama	4,892

Top Five Alabama Counties - Undergraduate Students

Etowah	33%
Calhoun	32%
Cherokee	6%
Talladega	5%
St. Clair	4%

Top Five Alabama Public - Feeder High Schools

# of 2013-14 H.S. Graduates Enrolled		
Gadsden City	Gadsden City	77
Oxford	Oxford City	55
Etowah	Attalla City	52
Southside	Etowah County	49
Alexandria	Calhoun County	40

Summary of 2013-2014 Completions

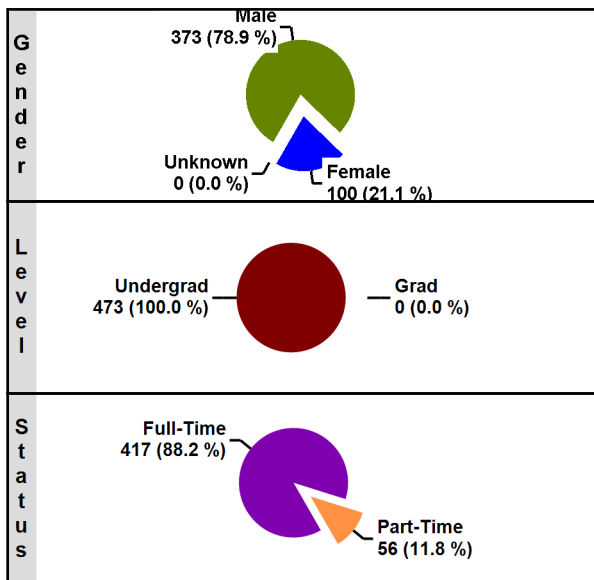
<1 Year	157
<2 Year	148
Associate	571
<4 Year	0
Baccalaureate	0
Post Baccalaureate	0
Master's	0
Post Master's	0
Doctoral	0

Retention of 1st Time Degree-Seeking Freshmen

# of Fall 2013 Cohort Students	1,388
Enrolled or Completed Same Inst. FA 2014	49%
Enrolled Other AL Public Inst. FA 2014	4%

Enrollment

Total Enrollment 473



Students Enrolled in Remedial Courses

Math Only	0
English Only	0
Math & English	0

Enrollment by Type of Tuition Paid

Type	Undergraduate	Graduate
In-State	473	0
Out-of-State	0	0
Non-Resident Exempt, paying In-State	0	0
Consortium	0	0
Distance Education	0	0

Financial Aid

Received	469
Not Received	4

Migration within Alabama Public Institutions

Transfer In	8
Transfer Out	2



Fall 2014
Deatsville, AL

Ingram State Technical College



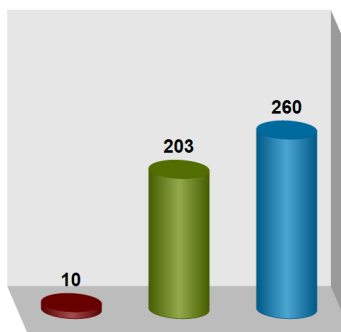
Institutional Student Profiles
Alabama Commission on Higher Education

www.ache.alabama.gov

Source: Alabama Statewide Student Database
Includes Credit Students Only

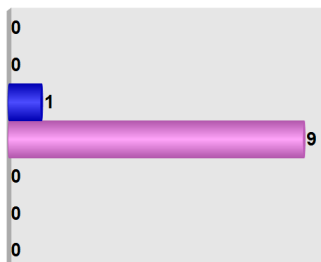
Race/Ethnicity

Race Summary



African Am / Non-Hispanic
White / Non-Hispanic
Other Races

Detail of Other Races



Native Hawaiian / Pacific Islander
Am Indian/Alaskan Native
Asian
Hispanic
NR Alien
Multiracial Designations
Unknown / Not Reported

Origins of All Students

Florida	0
Georgia	0
Mississippi	0
Tennessee	0
Other US States and Territories	0
Non-US	0
From Alabama	473

Top Five Alabama Counties - Undergraduate Students

Elmore	90%
Jefferson	9%
Shelby	< 1%
St. Clair	< 1%

Top Five Alabama Public - Feeder High Schools

# of 2013-14 H.S. Graduates Enrolled	N/A
.....	N/A
.....	N/A
.....	N/A
.....	N/A
.....	N/A

Summary of 2013-2014 Completions

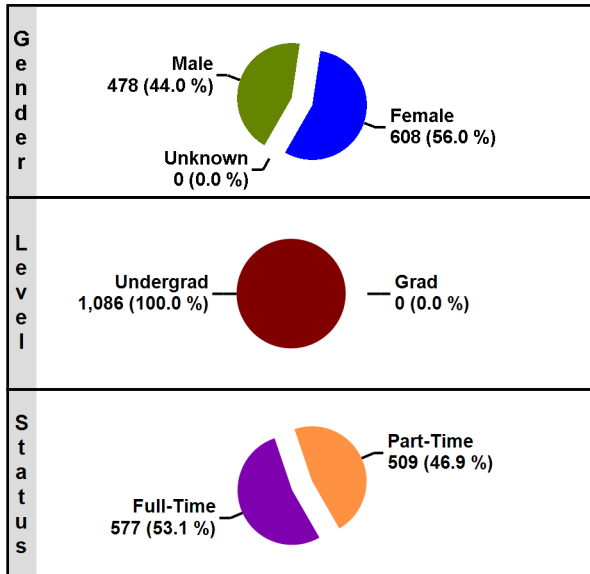
<1 Year	469
<2 Year	98
Associate	36
<4 Year	0
Baccalaureate	0
Post Baccalaureate	0
Master's	0
Post Master's	0
Doctoral	0

Retention of 1st Time Degree-Seeking Freshmen

# of Fall 2013 Cohort Students	N/A
Enrolled or Completed Same Inst. FA 2014	N/A
Enrolled Other AL Public Inst. FA 2014	N/A

Enrollment

Total Enrollment 1,086



Students Enrolled in Remedial Courses

Math Only	96
English Only	35
Math & English	58

Enrollment by Type of Tuition Paid

Type	Undergraduate	Graduate
In-State	906	0
Out-of-State	5	0
Non-Resident Exempt, paying In-State	175	0
Consortium	0	0
Distance Education	0	0

Financial Aid

Received	939
Not Received	147

Migration within Alabama Public Institutions

Transfer In	39
Transfer Out	128



Fall 2014
Brewton, AL

Jefferson Davis Community College



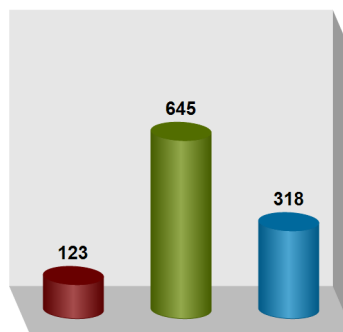
Institutional Student Profiles
Alabama Commission on Higher Education

www.ache.alabama.gov

Source: Alabama Statewide Student Database
Includes Credit Students Only

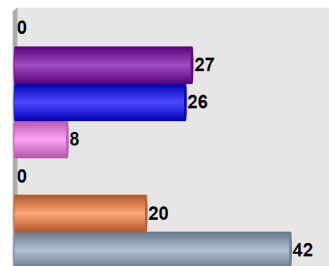
Race/Ethnicity

Race Summary



African Am / Non-Hispanic
White / Non-Hispanic
Other Races

Detail of Other Races



Native Hawaiian / Pacific Islander
Am Indian/Alaskan Native
Asian
Hispanic
NR Alien
Multiracial Designations
Unknown / Not Reported

Origins of All Students

Florida	180
Georgia	1
Mississippi	0
Tennessee	0
Other US States and Territories	40
Non-US	0
From Alabama	865

Top Five Alabama Counties - Undergraduate Students

Escambia	55%
Conecuh	6%
AL UNKNOWN	5%
Baldwin	3%
Mobile	3%

Top Five Alabama Public - Feeder High Schools

# of 2013-14 H.S. Graduates Enrolled	130	
W S Neal	Escambia County	29
Flomaton	Escambia County	25
Escambia County	Escambia County	23
TR Miller	Brewton City	23
Hillcrest	Conecuh County	6

Summary of 2013-2014 Completions

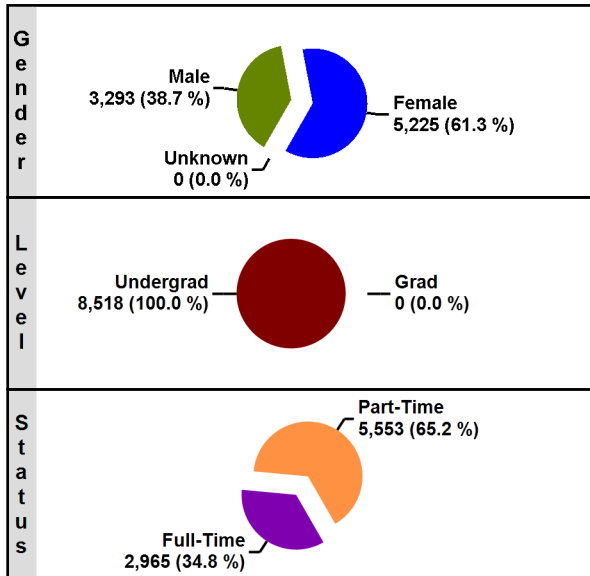
<1 Year	48
<2 Year	40
Associate	132
<4 Year	0
Baccalaureate	0
Post Baccalaureate	0
Master's	0
Post Master's	0
Doctoral	0

Retention of 1st Time Degree-Seeking Freshmen

# of Fall 2013 Cohort Students	299
Enrolled or Completed Same Inst. FA 2014	46%
Enrolled Other AL Public Inst. FA 2014	8%

Enrollment

Total Enrollment 8,518



Students Enrolled in Remedial Courses

Math Only	951
English Only	240
Math & English	473

Enrollment by Type of Tuition Paid

Type	Undergraduate	Graduate
In-State	8,312	0
Out-of-State	171	0
Non-Resident Exempt, paying In-State	35	0
Consortium	0	0
Distance Education	0	0

Financial Aid

Received	4,451
Not Received	4,067

Migration within Alabama Public Institutions

Transfer In	548
Transfer Out	1025



Fall 2014
Birmingham, AL

Jefferson State Community College



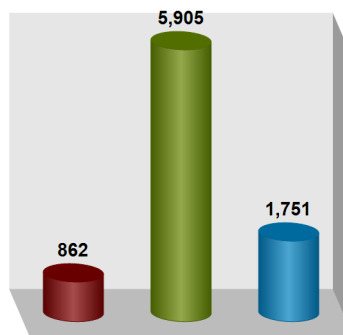
Institutional Student Profiles
Alabama Commission on Higher Education

www.ache.alabama.gov

Source: Alabama Statewide Student Database
Includes Credit Students Only

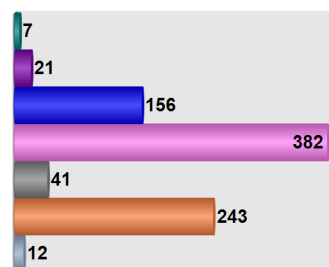
Race/Ethnicity

Race Summary



■ African Am / Non-Hispanic
■ White / Non-Hispanic
■ Other Races

Detail of Other Races



■ Native Hawaiian / Pacific Islander
■ Am Indian/Alaskan Native
■ Asian
■ Hispanic
■ NR Alien
■ Multiracial Designations
■ Unknown / Not Reported

Origins of All Students

Florida	44
Georgia	49
Mississippi	15
Tennessee	30
Other US States and Territories	132
Non-US	92
From Alabama	8,156

Top Five Alabama Counties - Undergraduate Students

Jefferson	46%
Shelby	24%
St. Clair	11%
Chilton	5%
Blount	1%

Top Five Alabama Public - Feeder High Schools

# of 2013-14 H.S. Graduates Enrolled		
Hoover	Hoover City	75
Pelham	Shelby County	61
Thompson	Alabaster City	53
Hewitt-Trussville	Trussville City	45
Pell City	Pell City	40

Summary of 2013-2014 Completions

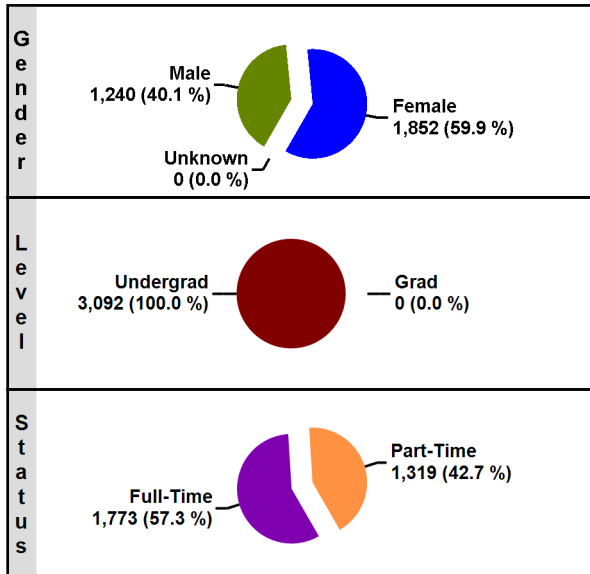
<1 Year	225
<2 Year	291
Associate	874
<4 Year	0
Baccalaureate	0
Post Baccalaureate	0
Master's	0
Post Master's	0
Doctoral	0

Retention of 1st Time Degree-Seeking Freshmen

# of Fall 2013 Cohort Students	1,658
Enrolled or Completed Same Inst. FA 2014	52%
Enrolled Other AL Public Inst. FA 2014	6%

Enrollment

Total Enrollment 3,092



Students Enrolled in Remedial Courses

Math Only	373
English Only	120
Math & English	392

Enrollment by Type of Tuition Paid

Type	Undergraduate	Graduate
In-State	3,053	0
Out-of-State	39	0
Non-Resident Exempt, paying In-State	0	0
Consortium	0	0
Distance Education	0	0

Financial Aid

Received	2,659
Not Received	433

Migration within Alabama Public Institutions

Transfer In	192
Transfer Out	277



Fall 2014
Birmingham, AL

Lawson State Community College

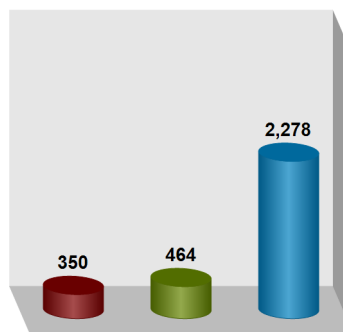


Institutional Student Profiles
Alabama Commission on Higher Education
www.ache.alabama.gov

Source: Alabama Statewide Student Database
Includes Credit Students Only


Race/Ethnicity

Race Summary



■ African Am / Non-Hispanic
■ White / Non-Hispanic
■ Other Races

Detail of Other Races



■ Native Hawaiian / Pacific Islander
■ Am Indian/Alaskan Native
■ Asian
■ Hispanic
■ NR Alien
■ Multiracial Designations
■ Unknown / Not Reported

Origins of All Students

Florida	3
Georgia	15
Mississippi	1
Tennessee	2
Other US States and Territories	25
Non-US	4
From Alabama	3,042

Top Five Alabama Counties - Undergraduate Students

Jefferson	83%
Shelby	4%
Tuscaloosa	3%
Bibb	1%
Marengo	1%

Top Five Alabama Public - Feeder High Schools

# of 2013-14 H.S. Graduates Enrolled		
Bessemer City	Bessemer City	52
Jackson-Olin	Birmingham City	37
Pleasant Grove	Jefferson County	27
Wenonah	Birmingham City	26
McAdory	Jefferson County	23

Summary of 2013-2014 Completions

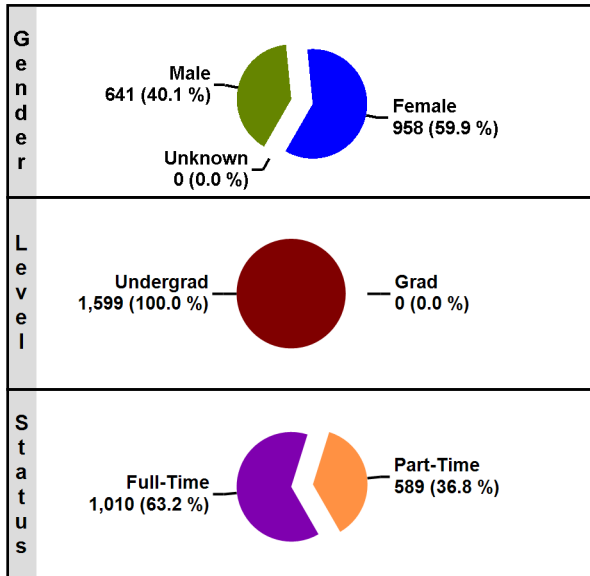
<1 Year	89
<2 Year	121
Associate	226
<4 Year	0
Baccalaureate	0
Post Baccalaureate	0
Master's	0
Post Master's	0
Doctoral	0

Retention of 1st Time Degree-Seeking Freshmen

# of Fall 2013 Cohort Students	699
Enrolled or Completed Same Inst. FA 2014	47%
Enrolled Other AL Public Inst. FA 2014	4%

Enrollment

Total Enrollment 1,599



Students Enrolled in Remedial Courses

Math Only	223
English Only	40
Math & English	118

Enrollment by Type of Tuition Paid

Type	Undergraduate	Graduate
In-State	1,552	0
Out-of-State	19	0
Non-Resident Exempt, paying In-State	28	0
Consortium	0	0
Distance Education	0	0

Financial Aid

Received	1,294
Not Received	305


Migration within Alabama Public Institutions

Transfer In	62
Transfer Out	221



Fall 2014
Andalusia, AL

Lurleen B. Wallace Community College



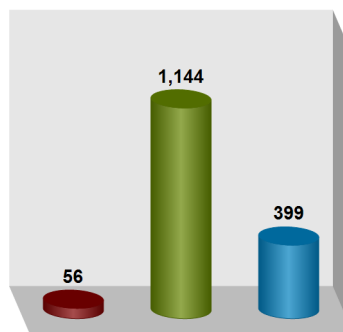
Institutional Student Profiles
Alabama Commission on Higher Education

www.ache.alabama.gov

Source: Alabama Statewide Student Database
Includes Credit Students Only

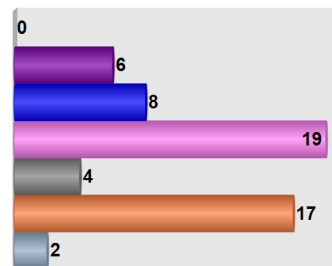
Race/Ethnicity

Race Summary



■ African Am / Non-Hispanic
■ White / Non-Hispanic
■ Other Races

Detail of Other Races



■ Native Hawaiian / Pacific Islander
■ Am Indian/Alaskan Native
■ Asian
■ Hispanic
■ NR Alien
■ Multiracial Designations
■ Unknown / Not Reported

Origins of All Students

Florida	34
Georgia	9
Mississippi	0
Tennessee	0
Other US States and Territories	82
Non-US	1
From Alabama	1,473

Top Five Alabama Counties - Undergraduate Students

Covington	41%
Crenshaw	14%
Butler	14%
Coffee	8%
AL UNKNOWN	4%

Top Five Alabama Public - Feeder High Schools

# of 2013-14 H.S. Graduates Enrolled		
Andalusia	Andalusia City	53
Straughn	Covington County	47
Opp	Opp City	40
Greenville	Butler County	37
Brantley	Crenshaw County	22

Summary of 2013-2014 Completions

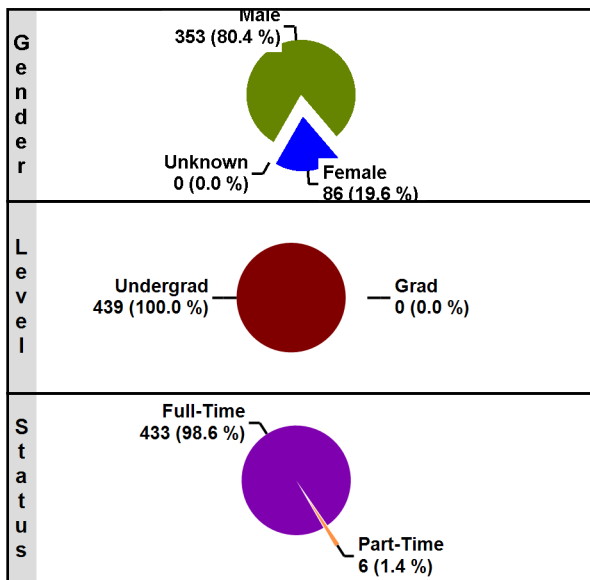
<1 Year	96
<2 Year	63
Associate	234
<4 Year	0
Baccalaureate	0
Post Baccalaureate	0
Master's	0
Post Master's	0
Doctoral	0

Retention of 1st Time Degree-Seeking Freshmen

# of Fall 2013 Cohort Students	464
Enrolled or Completed Same Inst. FA 2014	56%
Enrolled Other AL Public Inst. FA 2014	8%

Enrollment

Total Enrollment 439



Students Enrolled in Remedial Courses

Math Only	51
English Only	7
Math & English	37

Enrollment by Type of Tuition Paid

Type	Undergraduate	Graduate
In-State	185	0
Out-of-State	254	0
Non-Resident Exempt, paying In-State	0	0
Consortium	0	0
Distance Education	0	0

Financial Aid

Received	419
Not Received	20

Migration within Alabama Public Institutions

Transfer In	19
Transfer Out	35



Fall 2014
Marion, AL

Marion Military Institute



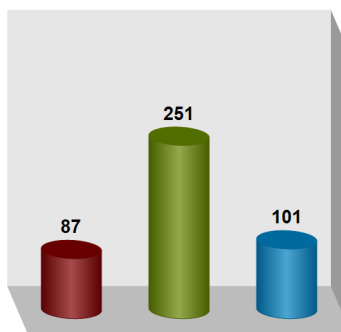
Institutional Student Profiles
Alabama Commission on Higher Education

www.ache.alabama.gov

Source: Alabama Statewide Student Database
Includes Credit Students Only

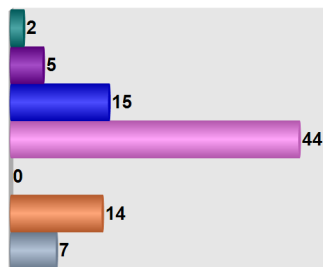
Race/Ethnicity

Race Summary



African Am / Non-Hispanic
White / Non-Hispanic
Other Races

Detail of Other Races



Native Hawaiian / Pacific Islander
Am Indian/Alaskan Native
Asian
Hispanic
NR Alien
Multiracial Designations
Unknown / Not Reported

Origins of All Students

Florida	45
Georgia	29
Mississippi	8
Tennessee	10
Other US States and Territories	162
Non-US	0
From Alabama	185

Top Five Alabama Counties - Undergraduate Students

Madison	6%
Jefferson	6%
Mobile	3%
Montgomery	2%
Tuscaloosa	2%

Top Five Alabama Public - Feeder High Schools

# of 2013-14 H.S. Graduates Enrolled		75
Bob Jones	Madison City	5
Huntsville	Huntsville City	5
Sparkman	Madison County	3
Thompson	Alabaster City	3
Virgil Grissom	Huntsville City	3

Summary of 2013-2014 Completions

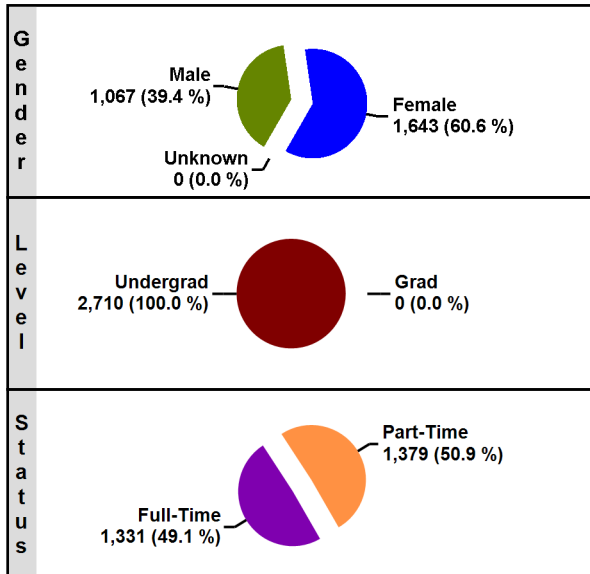
<1 Year	0
<2 Year	0
Associate	84
<4 Year	0
Baccalaureate	0
Post Baccalaureate	0
Master's	0
Post Master's	0
Doctoral	0

Retention of 1st Time Degree-Seeking Freshmen

# of Fall 2013 Cohort Students	249
Enrolled or Completed Same Inst. FA 2014	35%
Enrolled Other AL Public Inst. FA 2014	6%

Enrollment

Total Enrollment 2,710



Students Enrolled in Remedial Courses

Math Only	249
English Only	55
Math & English	89

Enrollment by Type of Tuition Paid

Type	Undergraduate	Graduate
In-State	2,668	0
Out-of-State	8	0
Non-Resident Exempt, paying In-State	34	0
Consortium	0	0
Distance Education	0	0

Financial Aid

Received	2,089
Not Received	621

Migration within Alabama Public Institutions

Transfer In	38
Transfer Out	271



Fall 2014
Rainsville, AL

Northeast Alabama Community College



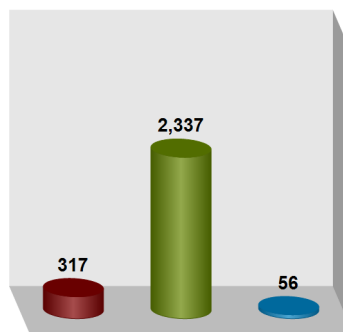
Institutional Student Profiles
Alabama Commission on Higher Education

www.ache.alabama.gov

Source: Alabama Statewide Student Database
Includes Credit Students Only

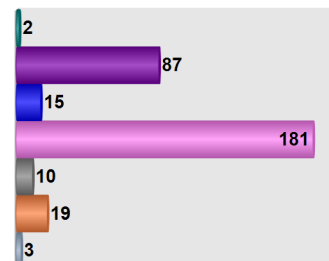
Race/Ethnicity

Race Summary



■ African Am / Non-Hispanic
■ White / Non-Hispanic
■ Other Races

Detail of Other Races



■ Native Hawaiian / Pacific Islander
■ Am Indian/Alaskan Native
■ Asian
■ Hispanic
■ NR Alien
■ Multiracial Designations
■ Unknown / Not Reported

Origins of All Students

Florida	0
Georgia	31
Mississippi	0
Tennessee	3
Other US States and Territories	4
Non-US	1
From Alabama	2,671

Top Five Alabama Counties - Undergraduate Students

DeKalb	54%
Jackson	39%
Marshall	4%
Madison	1%
Cherokee	< 1%

Top Five Alabama Public - Feeder High Schools

# of 2013-14 H.S. Graduates Enrolled		
Fort Payne	Fort Payne City	57
Scottsboro	Scottsboro City	57
Sylvania School	Dekalb County	40
Pisgah	Jackson County	38
North Sand Mountain	Jackson County	32

Summary of 2013-2014 Completions

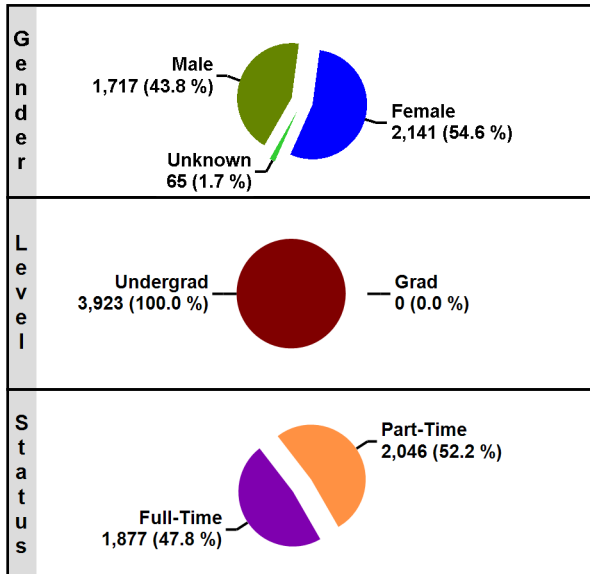
<1 Year	207
<2 Year	128
Associate	412
<4 Year	0
Baccalaureate	0
Post Baccalaureate	0
Master's	0
Post Master's	0
Doctoral	0

Retention of 1st Time Degree-Seeking Freshmen

# of Fall 2013 Cohort Students	664
Enrolled or Completed Same Inst. FA 2014	56%
Enrolled Other AL Public Inst. FA 2014	4%

Enrollment

Total Enrollment 3,923



Students Enrolled in Remedial Courses

Math Only	402
English Only	77
Math & English	184

Enrollment by Type of Tuition Paid

Type	Undergraduate	Graduate
In-State	3,838	0
Out-of-State	7	0
Non-Resident Exempt, paying In-State	78	0
Consortium	0	0
Distance Education	0	0

Financial Aid

Received	2,445
Not Received	1,478

Migration within Alabama Public Institutions

Transfer In	58
Transfer Out	292



Fall 2014
Muscle Shoals, AL

Northwest-Shoals Community College

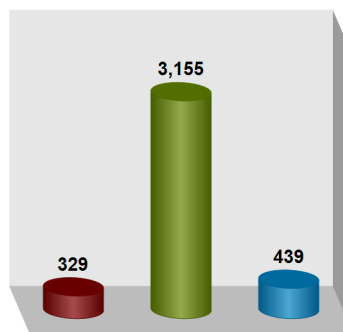


Institutional Student Profiles
Alabama Commission on Higher Education
www.ache.alabama.gov

Source: Alabama Statewide Student Database
Includes Credit Students Only

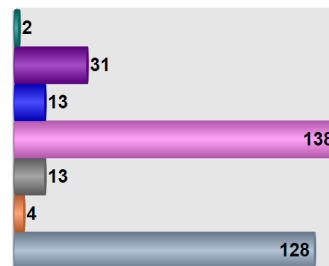
Race/Ethnicity

Race Summary



■ African Am / Non-Hispanic
■ White / Non-Hispanic
■ Other Races

Detail of Other Races



■ Native Hawaiian / Pacific Islander
■ Am Indian/Alaskan Native
■ Asian
■ Hispanic
■ NR Alien
■ Multiracial Designations
■ Unknown / Not Reported

Origins of All Students

Florida	0
Georgia	1
Mississippi	10
Tennessee	86
Other US States and Territories	85
Non-US	1
From Alabama	3,740

Top Five Alabama Counties - Undergraduate Students

Lauderdale	37%
Colbert	28%
Franklin	18%
Winston	5%
Lawrence	5%

Top Five Alabama Public - Feeder High Schools

# of 2013-14 H.S. Graduates Enrolled	653
Muscle Shoals	Muscle Shoals City 68
Russellville	Russellville City 59
Rogers	Lauderdale County 44
Florence	Florence City 39
Wilson	Lauderdale County 37

Summary of 2013-2014 Completions

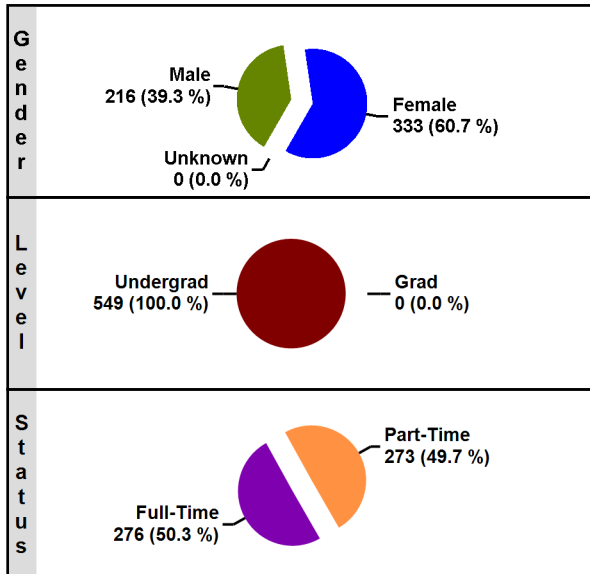
<1 Year	214
<2 Year	83
Associate	357
<4 Year	0
Baccalaureate	0
Post Baccalaureate	0
Master's	0
Post Master's	0
Doctoral	0

Retention of 1st Time Degree-Seeking Freshmen

# of Fall 2013 Cohort Students	811
Enrolled or Completed Same Inst. FA 2014	55%
Enrolled Other AL Public Inst. FA 2014	4%

Enrollment

Total Enrollment 549



Students Enrolled in Remedial Courses

Math Only	24
English Only	14
Math & English	23

Enrollment by Type of Tuition Paid

Type	Undergraduate	Graduate
In-State	533	0
Out-of-State	0	0
Non-Resident Exempt, paying In-State	16	0
Consortium	0	0
Distance Education	0	0

Financial Aid

Received	502
Not Received	47

Migration within Alabama Public Institutions

Transfer In	52
Transfer Out	22



Fall 2014
Evergreen, AL

Reid State Technical College



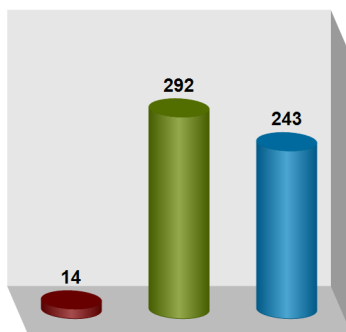
Institutional Student Profiles
Alabama Commission on Higher Education

www.ache.alabama.gov

Source: Alabama Statewide Student Database
Includes Credit Students Only

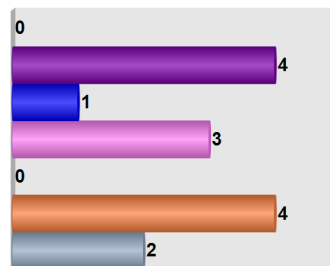
Race/Ethnicity

Race Summary



■ African Am / Non-Hispanic
■ White / Non-Hispanic
■ Other Races

Detail of Other Races



■ Native Hawaiian / Pacific Islander
■ Am Indian/Alaskan Native
■ Asian
■ Hispanic
■ NR Alien
■ Multiracial Designations
■ Unknown / Not Reported

Origins of All Students

Florida	14
Georgia	0
Mississippi	0
Tennessee	0
Other US States and Territories	8
Non-US	0
From Alabama	527

Top Five Alabama Counties - Undergraduate Students

Butler	23%
Escambia	17%
Monroe	16%
Conecuh	15%
AL UNKNOWN	8%

Top Five Alabama Public - Feeder High Schools

# of 2013-14 H.S. Graduates Enrolled	61	
Excel	Monroe County	11
Monroe County	Monroe County	10
W S Neal	Escambia County	9
Escambia County	Escambia County	8
Greenville	Butler County	8

Summary of 2013-2014 Completions

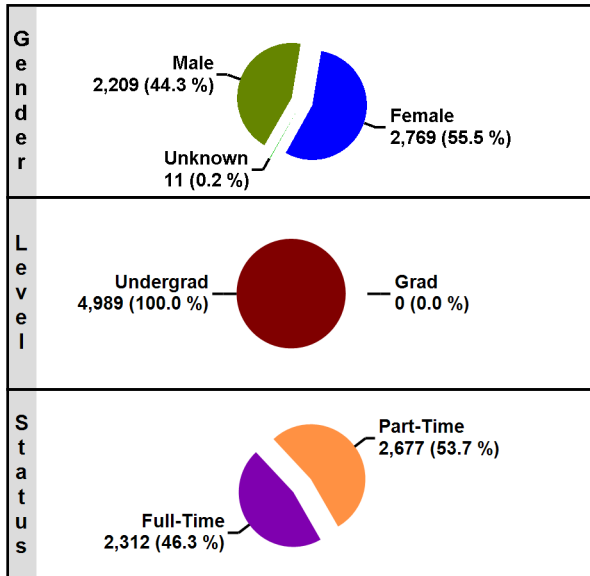
<1 Year	66
<2 Year	55
Associate	40
<4 Year	0
Baccalaureate	0
Post Baccalaureate	0
Master's	0
Post Master's	0
Doctoral	0

Retention of 1st Time Degree-Seeking Freshmen

# of Fall 2013 Cohort Students	77
Enrolled or Completed Same Inst. FA 2014	53%
Enrolled Other AL Public Inst. FA 2014	3%

Enrollment

Total Enrollment 4,989



Students Enrolled in Remedial Courses

Math Only	416
English Only	225
Math & English	204

Enrollment by Type of Tuition Paid

Type	Undergraduate	Graduate
In-State	4,786	0
Out-of-State	168	0
Non-Resident Exempt, paying In-State	35	0
Consortium	0	0
Distance Education	0	0

Financial Aid

Received	2,853
Not Received	2,136

Migration within Alabama Public Institutions

Transfer In	516
Transfer Out	460



Fall 2014
Tuscaloosa, AL

Shelton State Community College



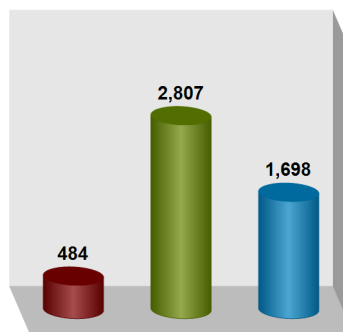
Institutional Student Profiles
Alabama Commission on Higher Education

www.ache.alabama.gov

Source: Alabama Statewide Student Database
Includes Credit Students Only

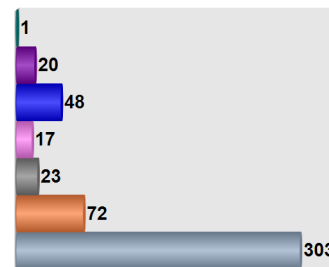
Race/Ethnicity

Race Summary



■ African Am / Non-Hispanic
■ White / Non-Hispanic
■ Other Races

Detail of Other Races



■ Native Hawaiian / Pacific Islander
■ Am Indian/Alaskan Native
■ Asian
■ Hispanic
■ NR Alien
■ Multiracial Designations
■ Unknown / Not Reported

Origins of All Students

Florida	20
Georgia	38
Mississippi	20
Tennessee	15
Other US States and Territories	141
Non-US	61
From Alabama	4,694

Top Five Alabama Counties - Undergraduate Students

Tuscaloosa	58%
Jefferson	6%
Hale	5%
Bibb	3%
Pickens	3%

Top Five Alabama Public - Feeder High Schools

# of 2013-14 H.S. Graduates Enrolled	858	
Tuscaloosa County	Tuscaloosa County	114
Hillcrest	Tuscaloosa County	93
Northridge	Tuscaloosa City	60
Brookwood	Tuscaloosa County	50
Paul W Bryant	Tuscaloosa City	45

Summary of 2013-2014 Completions

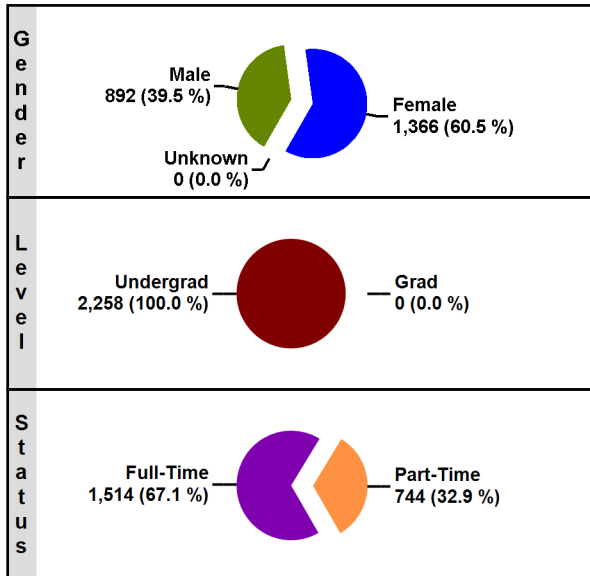
<1 Year	80
<2 Year	102
Associate	365
<4 Year	0
Baccalaureate	0
Post Baccalaureate	0
Master's	0
Post Master's	0
Doctoral	0

Retention of 1st Time Degree-Seeking Freshmen

# of Fall 2013 Cohort Students	1,356
Enrolled or Completed Same Inst. FA 2014	52%
Enrolled Other AL Public Inst. FA 2014	7%

Enrollment

Total Enrollment 2,258



Students Enrolled in Remedial Courses

Math Only	378
English Only	30
Math & English	188

Enrollment by Type of Tuition Paid

Type	Undergraduate	Graduate
In-State	2,210	0
Out-of-State	41	0
Non-Resident Exempt, paying In-State	7	0
Consortium	0	0
Distance Education	0	0

Financial Aid

Received	1,721
Not Received	537

Migration within Alabama Public Institutions

Transfer In	78
Transfer Out	389



Fall 2014
Boaz, AL

Snead State Community College



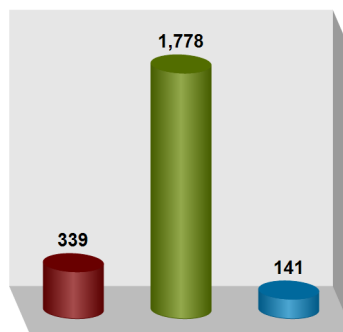
Institutional Student Profiles
Alabama Commission on Higher Education

www.ache.alabama.gov

Source: Alabama Statewide Student Database
Includes Credit Students Only

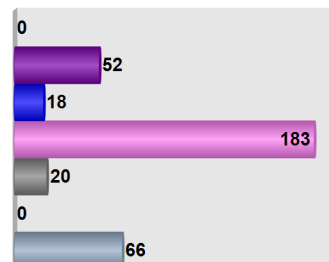
Race/Ethnicity

Race Summary



■ African Am / Non-Hispanic
■ White / Non-Hispanic
■ Other Races

Detail of Other Races



■ Native Hawaiian / Pacific Islander
■ Am Indian/Alaskan Native
■ Asian
■ Hispanic
■ NR Alien
■ Multiracial Designations
■ Unknown / Not Reported

Origins of All Students

Florida	2
Georgia	19
Mississippi	2
Tennessee	4
Other US States and Territories	18
Non-US	0
From Alabama	2,213

Top Five Alabama Counties - Undergraduate Students

Marshall	59%
Etowah	17%
DeKalb	7%
Blount	4%
Madison	2%

Top Five Alabama Public - Feeder High Schools

# of 2013-14 H.S. Graduates Enrolled		
Albertville	Albertville City	83
Boaz	Boaz City	66
Guntersville	Guntersville City	44
Sardis	Etowah County	44
Douglas	Marshall County	40

Summary of 2013-2014 Completions

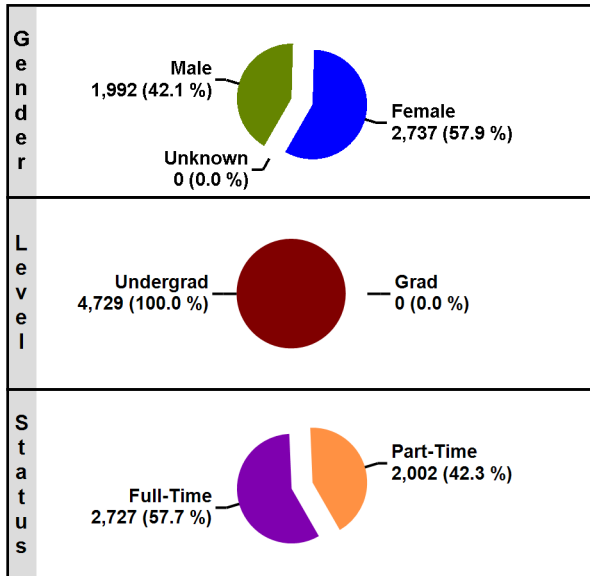
<1 Year	59
<2 Year	6
Associate	439
<4 Year	0
Baccalaureate	0
Post Baccalaureate	0
Master's	0
Post Master's	0
Doctoral	0

Retention of 1st Time Degree-Seeking Freshmen

# of Fall 2013 Cohort Students	716
Enrolled or Completed Same Inst. FA 2014	61%
Enrolled Other AL Public Inst. FA 2014	7%

Enrollment

Total Enrollment 4,729



Students Enrolled in Remedial Courses

Math Only	320
English Only	150
Math & English	253

Enrollment by Type of Tuition Paid

Type	Undergraduate	Graduate
In-State	4,274	0
Out-of-State	173	0
Non-Resident Exempt, paying In-State	282	0
Consortium	0	0
Distance Education	0	0

Financial Aid

Received	3,088
Not Received	1,641

Migration within Alabama Public Institutions

Transfer In	341
Transfer Out	426



Fall 2014
Wadley, AL

Southern Union State Community College

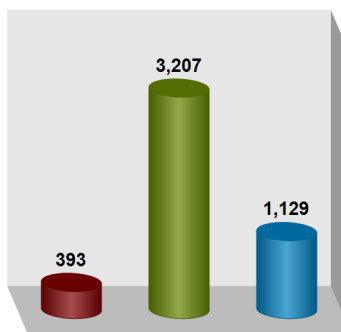


Institutional Student Profiles
Alabama Commission on Higher Education
www.ache.alabama.gov

Source: Alabama Statewide Student Database
Includes Credit Students Only

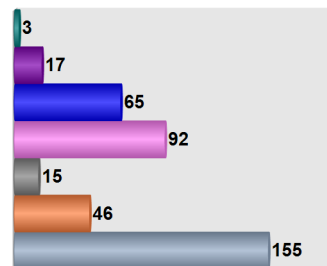
Race/Ethnicity

Race Summary



■ African Am / Non-Hispanic
■ White / Non-Hispanic
■ Other Races

Detail of Other Races



■ Native Hawaiian / Pacific Islander
■ Am Indian/Alaskan Native
■ Asian
■ Hispanic
■ NR Alien
■ Multiracial Designations
■ Unknown / Not Reported

Origins of All Students

Florida	27
Georgia	303
Mississippi	2
Tennessee	7
Other US States and Territories	161
Non-US	23
From Alabama	4,206

Top Five Alabama Counties - Undergraduate Students

Lee	32%
AL UNKNOWN	14%
Chambers	9%
Randolph	6%
Tallapoosa	4%

Top Five Alabama Public - Feeder High Schools

# of 2013-14 H.S. Graduates Enrolled			
Opelika	Opelika City	99	806
Auburn	Auburn City	96	
Beauregard	Lee County	55	
Valley	Chambers County	52	
Smiths Station	Lee County	48	

Summary of 2013-2014 Completions

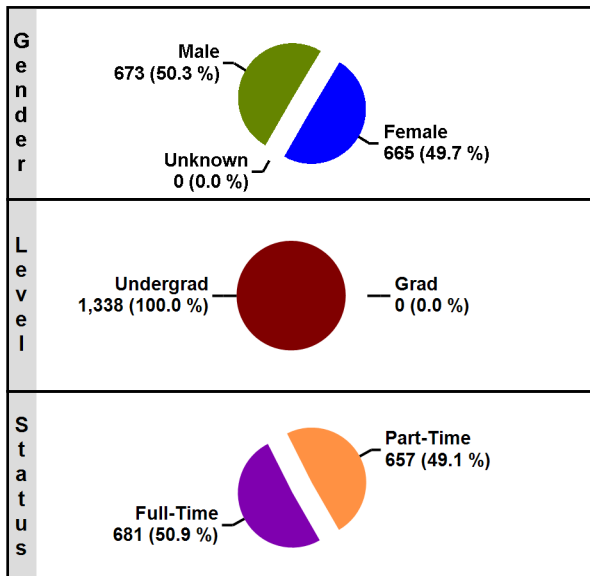
<1 Year	43
<2 Year	80
Associate	637
<4 Year	0
Baccalaureate	0
Post Baccalaureate	0
Master's	0
Post Master's	0
Doctoral	0

Retention of 1st Time Degree-Seeking Freshmen

# of Fall 2013 Cohort Students	1,202
Enrolled or Completed Same Inst. FA 2014	56%
Enrolled Other AL Public Inst. FA 2014	5%

Enrollment

Total Enrollment 1,338



Students Enrolled in Remedial Courses

Math Only	110
English Only	44
Math & English	70

Enrollment by Type of Tuition Paid

Type	Undergraduate	Graduate
In-State	1,337	0
Out-of-State	1	0
Non-Resident Exempt, paying In-State	0	0
Consortium	0	0
Distance Education	0	0

Financial Aid

Received	1,042
Not Received	296

Migration within Alabama Public Institutions

Transfer In	88
Transfer Out	31



Fall 2014
Montgomery, AL

Trenholm State Technical College

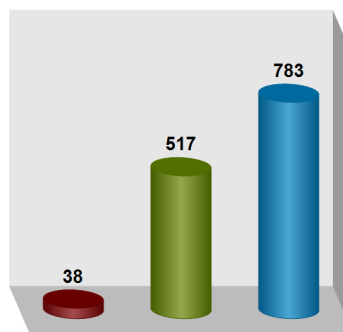


Institutional Student Profiles
Alabama Commission on Higher Education
www.ache.alabama.gov

Source: Alabama Statewide Student Database
Includes Credit Students Only

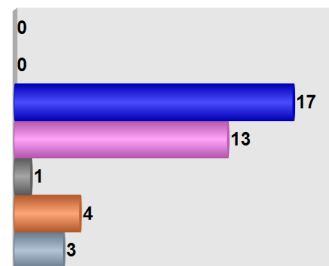
Race/Ethnicity

Race Summary



■ African Am / Non-Hispanic
■ White / Non-Hispanic
■ Other Races

Detail of Other Races



■ Native Hawaiian / Pacific Islander
■ Am Indian/Alaskan Native
■ Asian
■ Hispanic
■ NR Alien
■ Multiracial Designations
■ Unknown / Not Reported

Origins of All Students

Florida	1
Georgia	0
Mississippi	0
Tennessee	1
Other US States and Territories	17
Non-US	1
From Alabama	1,318

Top Five Alabama Counties - Undergraduate Students

Montgomery	55%
Elmore	15%
Autauga	10%
Macon	3%
Lowndes	3%

Top Five Alabama Public - Feeder High Schools

# of 2013-14 H.S. Graduates Enrolled		
Jefferson Davis	Montgomery County	21
Prattville	Autauga County	14
Lee	Montgomery County	11
Carver Senior	Montgomery County	9
Lanier Senior	Montgomery County	9

Summary of 2013-2014 Completions

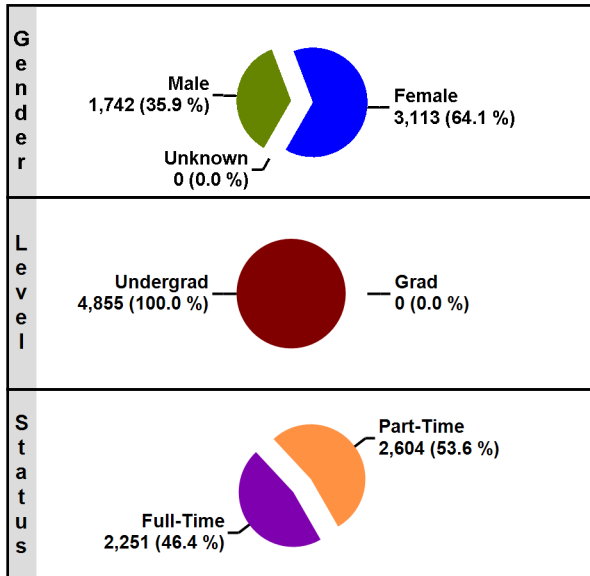
<1 Year	225
<2 Year	58
Associate	200
<4 Year	0
Baccalaureate	0
Post Baccalaureate	0
Master's	0
Post Master's	0
Doctoral	0

Retention of 1st Time Degree-Seeking Freshmen

# of Fall 2013 Cohort Students	270
Enrolled or Completed Same Inst. FA 2014	49%
Enrolled Other AL Public Inst. FA 2014	2%

Enrollment

Total Enrollment 4,855



Students Enrolled in Remedial Courses

Math Only	743
English Only	102
Math & English	232

Enrollment by Type of Tuition Paid

Type	Undergraduate	Graduate
In-State	4,594	0
Out-of-State	45	0
Non-Resident Exempt, paying In-State	216	0
Consortium	0	0
Distance Education	0	0

Financial Aid

Received	3,575
Not Received	1,280


Migration within Alabama Public Institutions

Transfer In	133
Transfer Out	411



Fall 2014
Dothan, AL

Wallace Community College Dothan

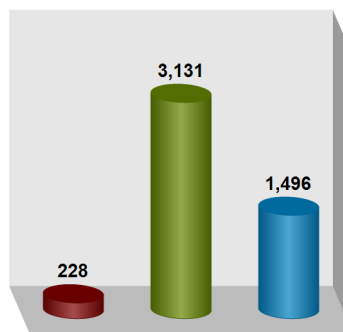


Institutional Student Profiles
Alabama Commission on Higher Education
www.ache.alabama.gov

Source: Alabama Statewide Student Database
Includes Credit Students Only

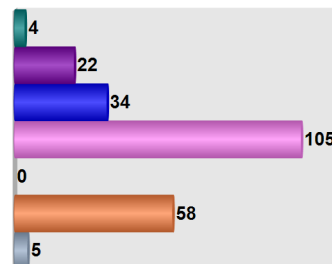
Race/Ethnicity

Race Summary



■ African Am / Non-Hispanic
■ White / Non-Hispanic
■ Other Races

Detail of Other Races



■ Native Hawaiian / Pacific Islander
■ Am Indian/Alaskan Native
■ Asian
■ Hispanic
■ NR Alien
■ Multiracial Designations
■ Unknown / Not Reported

Origins of All Students

Florida	104
Georgia	120
Mississippi	0
Tennessee	5
Other US States and Territories	235
Non-US	0
From Alabama	4,391

Top Five Alabama Counties - Undergraduate Students

Houston	34%
AL UNKNOWN	18%
Dale	13%
Barbour	10%
Henry	5%

Top Five Alabama Public - Feeder High Schools

# of 2013-14 H.S. Graduates Enrolled	594	
Northview	Dothan City	80
Dothan	Dothan City	55
Carroll	Ozark City	50
Rehobeth	Houston County	44
Eufaula	Eufaula City	43

Summary of 2013-2014 Completions

<1 Year	240
<2 Year	131
Associate	577
<4 Year	0
Baccalaureate	0
Post Baccalaureate	0
Master's	0
Post Master's	0
Doctoral	0

Retention of 1st Time Degree-Seeking Freshmen

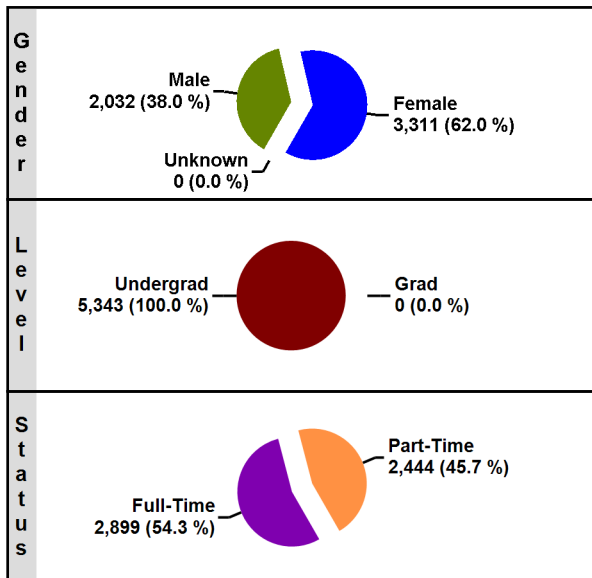
# of Fall 2013 Cohort Students	1,044
Enrolled or Completed Same Inst. FA 2014	53%
Enrolled Other AL Public Inst. FA 2014	5%

Enrollment



Fall 2014
Hanceville, AL

Total Enrollment 5,343 Wallace State Community College Hanceville



Institutional Student Profiles
Alabama Commission on Higher Education

www.ache.alabama.gov

Source: Alabama Statewide Student Database
Includes Credit Students Only

Origins of All Students

Florida	7
Georgia	20
Mississippi	1
Tennessee	16
Other US States and Territories	34
Non-US	0
From Alabama	5,265

Top Five Alabama Counties - Undergraduate Students

Cullman	36%
Blount	16%
Jefferson	15%
Morgan	9%
Marshall	5%

Top Five Alabama Public - Feeder High Schools

# of 2013-14 H.S. Graduates Enrolled	829	
Cullman	Cullman City	74
Hayden	Blount County	51
West Point	Cullman County	43
Hanceville	Cullman County	37
Arab	Arab City	36

Students Enrolled in Remedial Courses

Math Only	534
English Only	80
Math & English	198

Enrollment by Type of Tuition Paid

Type	Undergraduate	Graduate
In-State	5,259	0
Out-of-State	84	0
Non-Resident Exempt, paying In-State	0	0
Consortium	0	0
Distance Education	0	0

Financial Aid

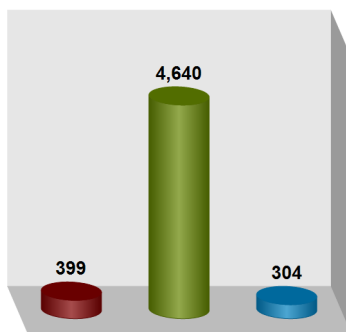
Received	3,631
Not Received	1,712

Migration within Alabama Public Institutions

Transfer In	305
Transfer Out	431

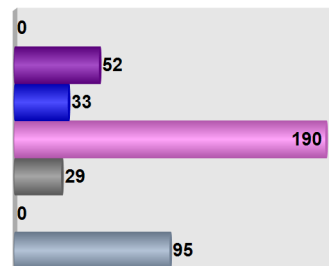
Race/Ethnicity

Race Summary



■ African Am / Non-Hispanic
■ White / Non-Hispanic
■ Other Races

Detail of Other Races



■ Native Hawaiian / Pacific Islander
■ Am Indian/Alaskan Native
■ Asian
■ Hispanic
■ NR Alien
■ Multiracial Designations
■ Unknown / Not Reported

Summary of 2013-2014 Completions

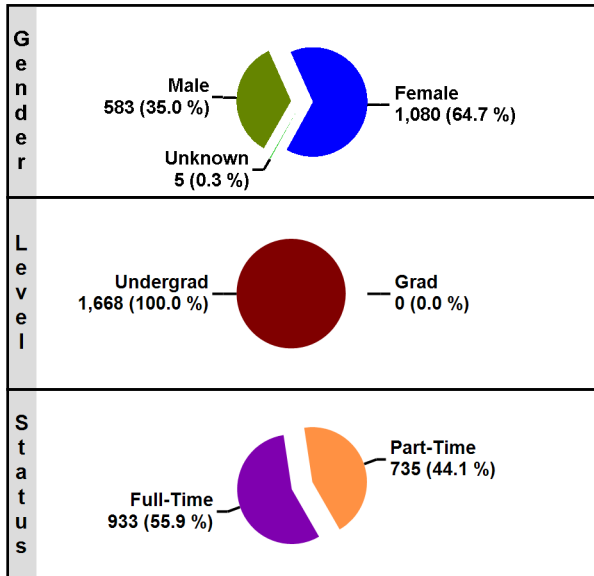
<1 Year	116
<2 Year	82
Associate	679
<4 Year	0
Baccalaureate	0
Post Baccalaureate	0
Master's	0
Post Master's	0
Doctoral	0

Retention of 1st Time Degree-Seeking Freshmen

# of Fall 2013 Cohort Students	1,194
Enrolled or Completed Same Inst. FA 2014	61%
Enrolled Other AL Public Inst. FA 2014	3%

Enrollment

Total Enrollment 1,668



Students Enrolled in Remedial Courses

Math Only	98
English Only	63
Math & English	59

Enrollment by Type of Tuition Paid

Type	Undergraduate	Graduate
In-State	1,661	0
Out-of-State	7	0
Non-Resident Exempt, paying In-State	0	0
Consortium	0	0
Distance Education	0	0

Financial Aid

Received	1,239
Not Received	429

Migration within Alabama Public Institutions

Transfer In	53
Transfer Out	100



Fall 2014
Selma, AL

Wallace State Community College Selma

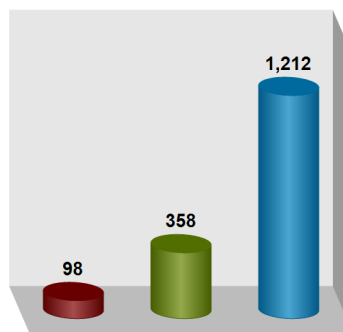


Institutional Student Profiles
Alabama Commission on Higher Education
www.ache.alabama.gov

Source: Alabama Statewide Student Database
Includes Credit Students Only


Race/Ethnicity

Race Summary



■ African Am / Non-Hispanic
■ White / Non-Hispanic
■ Other Races

Detail of Other Races



■ Native Hawaiian / Pacific Islander
■ Am Indian/Alaskan Native
■ Asian
■ Hispanic
■ NR Alien
■ Multiracial Designations
■ Unknown / Not Reported

Origins of All Students

Florida	3
Georgia	3
Mississippi	0
Tennessee	0
Other US States and Territories	41
Non-US	0
From Alabama	1,621

Top Five Alabama Counties - Undergraduate Students

Dallas	56%
Perry	9%
Montgomery	7%
Autauga	5%
Wilcox	4%

Top Five Alabama Public - Feeder High Schools

# of 2013-14 H.S. Graduates Enrolled			
261	Selma	Selma City	62
45	Dallas County	Dallas County	45
33	Southside	Dallas County	33
19	Robert C Hatch	Perry County	19
17	Wilcox Central	Wilcox County	17

Summary of 2013-2014 Completions

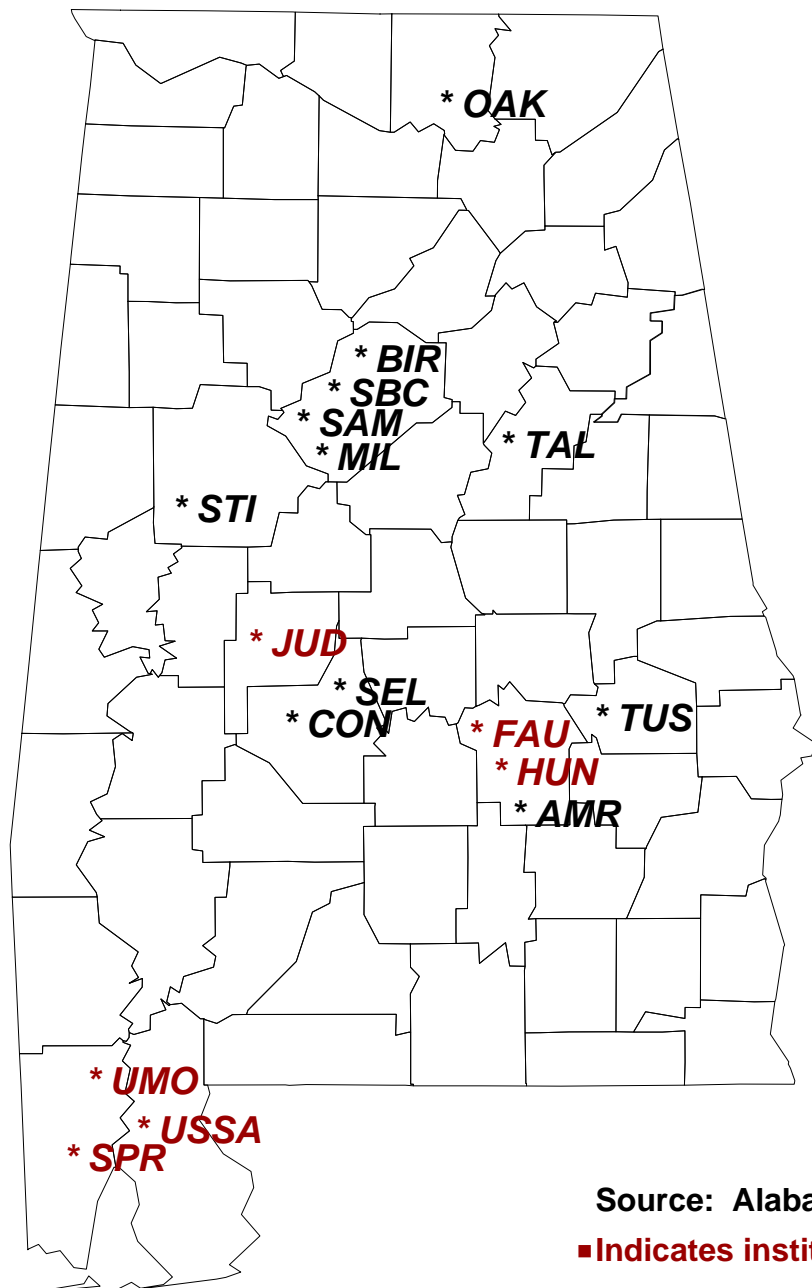
<1 Year	24
<2 Year	170
Associate	221
<4 Year	0
Baccalaureate	0
Post Baccalaureate	0
Master's	0
Post Master's	0
Doctoral	0

Retention of 1st Time Degree-Seeking Freshmen

# of Fall 2013 Cohort Students	408
Enrolled or Completed Same Inst. FA 2014	56%
Enrolled Other AL Public Inst. FA 2014	4%

ALABAMA COMMISSION ON HIGHER EDUCATION INSTITUTIONAL STUDENT PROFILES FALL 2014

NON-PROFIT INDEPENDENT INSTITUTIONS



- Amridge University (AMR)
- Birmingham-Southern College (BIR)
- Concordia College (CON)
- Faulkner University (FAU)
- Huntingdon College (HUN)
- Judson College (JUD)
- Miles College (MIL)
- Oakwood University (OAK)
- Samford University (SAM)
- Selma University (SEL)
- Southeastern Bible College (SBC)
- Spring Hill College (SPR)
- Stillman College (STI)
- Talladega College (TAL)
- Tuskegee University (TUS)
- United States Sports Academy (USSA)
- University of Mobile (UMO)

Source: Alabama Statewide Student Database

■ Indicates institutions that submitted Fall 2014 data

Alabama Independent Colleges

The Alabama Association of Independent Colleges and Universities (AAICU) promotes and protects the interests of independent higher education in Alabama and oversees scholarship fundraising efforts for students attending each of its fourteen member schools.

These 14 member colleges and universities:

- Employ almost 5,000 people
- Generate well over \$1.4 billion in economic impact each year
- Are attended by more than 24,000 students
- Provide some form of financial aid to over 92% of these students
- Offer a wide range of associate, bachelor, and graduate degree programs
- Have an articulation agreement with all the state's two year colleges that allows their students to seamlessly transfer to AAICU member colleges
- Enroll a higher percentage of "pell-grant" recipients than public four-year colleges

These 14 member colleges possess excellence in teaching and technology, low faculty-student ratios, high retention of students, and a unique, personal approach to education. These institutions teach students to master critical thinking skills, communicate effectively, gain an appreciation for the arts and humanities and a commitment to community service.

AAICU is governed by a Board of Directors, currently chaired by Rev. Dr. Cameron West, President of Huntingdon College. The Board is comprised of the college presidents of member institutions as well as business trustees from throughout the state. AAICU's president is Paul Hankins, and he is responsible for leading the association on a day to day basis.

Fall 2014
Montgomery, AL

Alabama Independent Colleges



Institutional Student Profiles
Alabama Commission on Higher Education
www.ache.alabama.gov
Source: Alabama Statewide Student Database
Includes Credit Students Only

Institutions and Founding Dates

 Amridge University	1967
 Birmingham Southern College	1856
 Concordia College	1922
 Faulkner University	1942
 Huntingdon College	1854
 Judson College	1838
 Miles College	1898
 Samford University	1841
 Spring Hill College	1830
 Stillman College	1876
 Talladega College	1867
 Tuskegee University	1881
 United States Sports Academy	1972
 University of Mobile	1961

General Paul Hankins, President
Alabama Association of Independent Colleges
and Universities (AAICU)



5950 Carmichael Place, Suite 213
Montgomery, AL 36117
Phone: 334-356-2220 Fax: 334-356-2202
www.aaicu.net

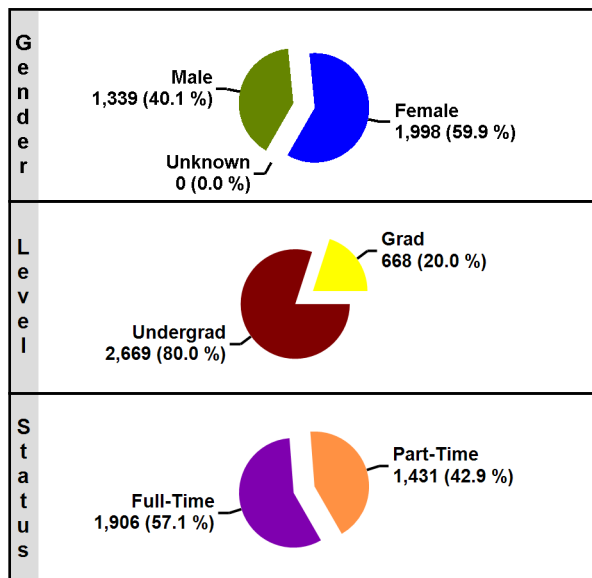
Message from General Paul Hankins

AAICU is excited to include data this year from six of Alabama's independent institutions: Faulkner University, Huntingdon College, Judson College, Spring Hill College, United States Sports Academy, and the University of Mobile. Although participation in the Alabama Statewide Student Database by our member colleges is completely voluntary, by including our data, the state is able to paint a more complete picture of its higher education capacity for potential students, businesses, and economic development prospects.

AAICU schools account for 14% of Alabama's bachelor degrees and 24% of Alabama's professional degrees while producing over \$1.4B in direct economic impact within the state. In addition, we have a formal articulation agreement with all of the two year colleges in the state's Department of Postsecondary Education -- enabling their over 16,000 students a year who go on to four year colleges the ability to transfer seamlessly to our independent colleges throughout the state. Our schools continue to support this initiative to include our data and we intend to increase the number of schools participating in the coming year.

Enrollment

Total Enrollment 3,337



Students Enrolled in Remedial Courses

Math Only	247
English Only	16
Math & English	45

Enrollment by Type of Tuition Paid

Flat-Rate Tuition	3,337
-------------------	-------

Financial Aid

Received	2,447
Not Received	890

“Choose Faulkner: A Christian University where every individual matters every day.”



Fall 2014
Montgomery, AL

Faulkner University

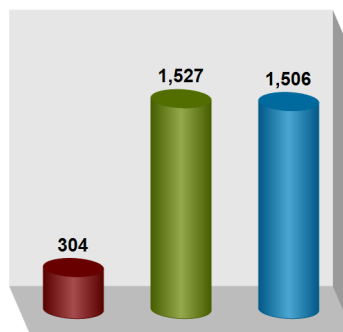


Institutional Student Profiles
Alabama Commission on Higher Education
www.ache.alabama.gov

Source: Alabama Statewide Student Database
Includes Credit Students Only

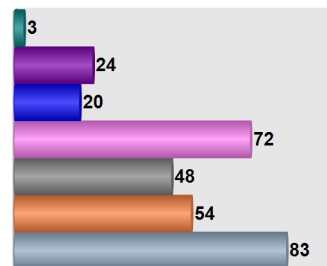
Race/Ethnicity

Race Summary



■ African Am / Non-Hispanic
■ White / Non-Hispanic
■ Other Races

Detail of Other Races



■ Native Hawaiian / Pacific Islander
■ Am Indian/Alaskan Native
■ Asian
■ Hispanic
■ NR Alien
■ Multiracial Designations
■ Unknown / Not Reported

Origins of All Students

Florida	102
Georgia	160
Mississippi	30
Tennessee	68
Other US States and Territories	177
Non-US	61
From Alabama	2,739

Top Five Alabama Counties - Undergraduate Students

Mobile	21%
Montgomery	14%
Jefferson	10%
Elmore	9%
Madison	5%

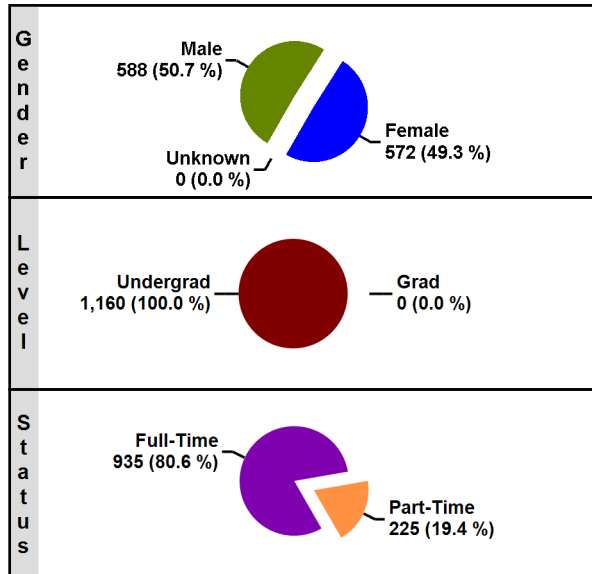
Top Five Alabama Public - Feeder High Schools

# of 2013-14 H.S. Graduates Enrolled	168	
Pinson Valley	Jefferson County	5
Benjamin Russell	Alexander City	4
Brookwood	Tuscaloosa County	4
Columbia	Huntsville City	4
Hazel Green	Madison County	4



Enrollment

Total Enrollment 1,160



Students Enrolled in Remedial Courses

Math Only	0
English Only	0
Math & English	0

Enrollment by Type of Tuition Paid

Flat-Rate Tuition 1,160

Financial Aid

Received 1,093
Not Received 67

“Huntingdon College . . . is committed to nurturing growth in faith, wisdom, and service and to graduating individuals prepared to succeed in a rapidly changing world.”



Fall 2014 Montgomery, AL Huntingdon College



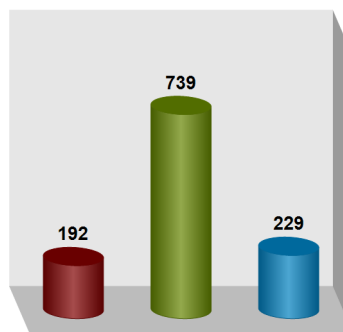
Institutional Student Profiles Alabama Commission on Higher Education

www.ache.alabama.gov

Source: Alabama Statewide Student Database
Includes Credit Students Only

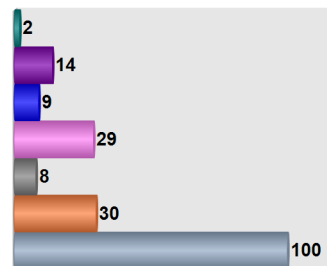
Race/Ethnicity

Race Summary



■ African Am / Non-Hispanic
■ White / Non-Hispanic
■ Other Races

Detail of Other Races



■ Native Hawaiian / Pacific Islander
■ Am Indian/Alaskan Native
■ Asian
■ Hispanic
■ NR Alien
■ Multiracial Designations
■ Unknown / Not Reported

Origins of All Students

Florida	N/A
Georgia	N/A
Mississippi	N/A
Tennessee	N/A
Other US States and Territories	N/A
Non-US	N/A
From Alabama	N/A

Top Five Alabama Counties - Undergraduate Students

.....	N/A
.....	
.....	

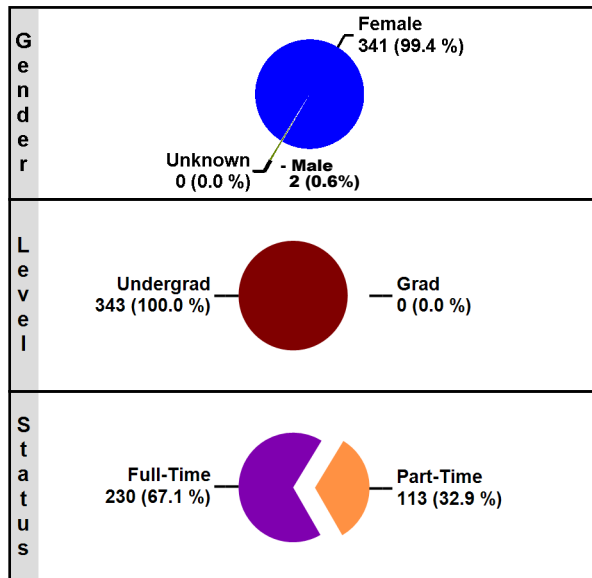
Top Five Alabama Public - Feeder High Schools

# of 2013-14 H.S. Graduates Enrolled	120	
Prattville	Autauga County	11
Carroll	Ozark City	4
Enterprise	Enterprise City	4
Fultondale	Jefferson County	4
Hewitt-Trussville	Trussville City	4



Enrollment

Total Enrollment 343



Students Enrolled in Remedial Courses

Math Only	0
English Only	0
Math & English	0

Enrollment by Type of Tuition Paid

Flat-Rate Tuition	343
-------------------	-----

Financial Aid

Received	332
Not Received	11

“Judson is committed to a distinctly Christian education for women with a mind for making a difference.”



Fall 2014
Marion, AL

Judson College



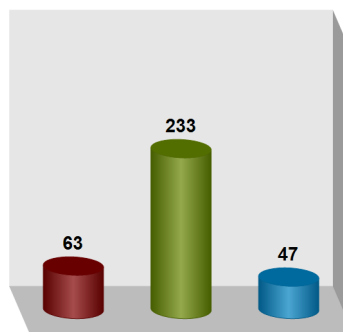
Institutional Student Profiles
Alabama Commission on Higher Education

www.ache.alabama.gov

Source: Alabama Statewide Student Database
Includes Credit Students Only

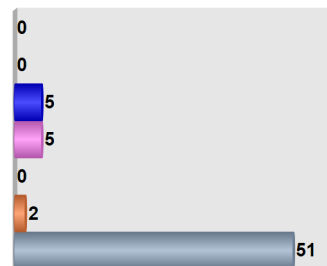
Race/Ethnicity

Race Summary



■ African Am / Non-Hispanic
■ White / Non-Hispanic
■ Other Races

Detail of Other Races



■ Native Hawaiian / Pacific Islander
■ Am Indian/Alaskan Native
■ Asian
■ Hispanic
■ NR Alien
■ Multiracial Designations
■ Unknown / Not Reported

Origins of All Students

Florida	14
Georgia	7
Mississippi	5
Tennessee	3
Other US States and Territories	85
Non-US	4
From Alabama	225

Top Five Alabama Counties - Undergraduate Students

Perry	8%
Jefferson	7%
Tuscaloosa	3%
Hale	3%
Mobile	3%

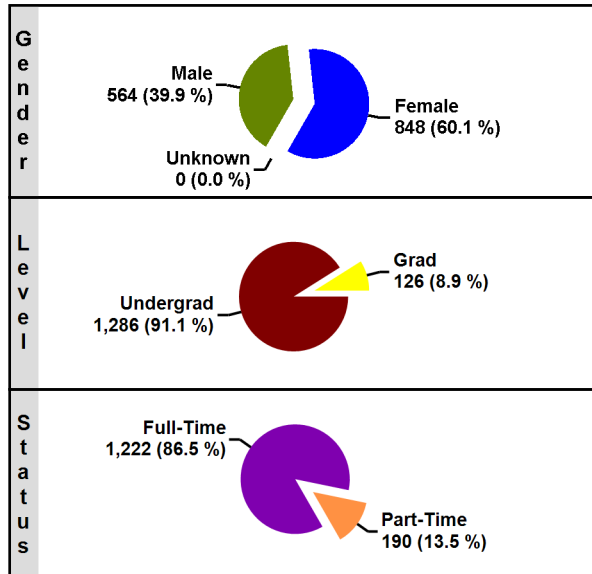
Top Five Alabama Public - Feeder High Schools

# of 2013-14 H.S. Graduates Enrolled	N/A
.....	N/A
.....	N/A
.....	N/A
.....	N/A
.....	N/A



Enrollment

Total Enrollment 1,412



Students Enrolled in Remedial Courses

Math Only	73
English Only	0
Math & English	0

Enrollment by Type of Tuition Paid

Flat-Rate Tuition	1,412
-------------------	-------

Financial Aid

Received	1,198
Not Received	214

*“Spring Hill College . . .
Forming leaders engaged in
learning, faith, justice and
service for life.”*



Fall 2014
Mobile, AL

Spring Hill College



Institutional Student Profiles Alabama Commission on Higher Education

www.ache.alabama.gov

Source: Alabama Statewide Student Database
Includes Credit Students Only

Origins of All Students

Florida	108
Georgia	40
Mississippi	62
Tennessee	24
Other US States and Territories	564
Non-US	14
From Alabama	600

Top Five Alabama Counties - Undergraduate Students

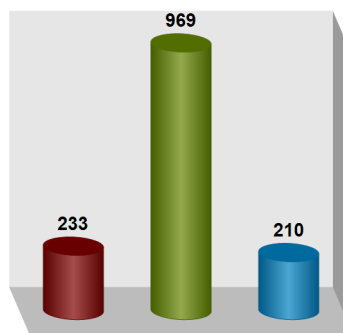
Mobile	25%
Baldwin	7%
Jefferson	2%
Madison	1%
Coffee	1%

Top Five Alabama Public - Feeder High Schools

# of 2013-14 H.S. Graduates Enrolled	86	
Baker	Mobile County	7
Daphne	Baldwin County	7
Mary G Montgomery	Mobile County	7
WP Davidson	Mobile County	7
Alma Bryant	Mobile County	6

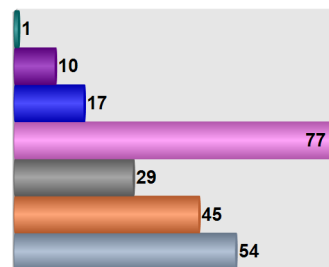
Race/Ethnicity

Race Summary



■ African Am / Non-Hispanic
■ White / Non-Hispanic
■ Other Races

Detail of Other Races

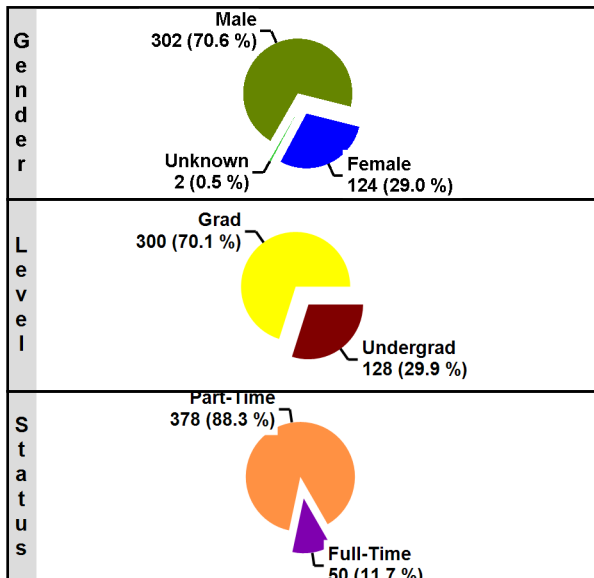


■ Native Hawaiian / Pacific Islander
■ Am Indian/Alaskan Native
■ Asian
■ Hispanic
■ NR Alien
■ Multiracial Designations
■ Unknown / Not Reported



Enrollment

Total Enrollment 428



Students Enrolled in Remedial Courses

Math Only	0
English Only	0
Math & English	0

Enrollment by Type of Tuition Paid

Flat-Rate Tuition 428

Financial Aid

Received 326
Not Received 102

*“America’s Sports University
is celebrating 40 years of
excellence in sport education.”*



Fall 2014
Daphne, AL

United States Sports Academy



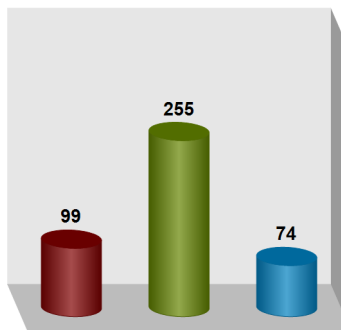
Institutional Student Profiles
Alabama Commission on Higher Education

www.ache.alabama.gov

Source: Alabama Statewide Student Database
Includes Credit Students Only

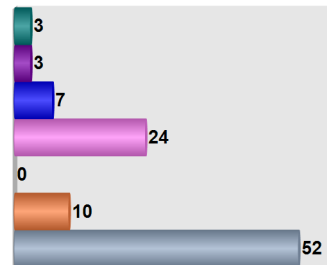
Race/Ethnicity

Race Summary



African Am / Non-Hispanic
White / Non-Hispanic
Other Races

Detail of Other Races



Native Hawaiian / Pacific Islander
Am Indian/Alaskan Native
Asian
Hispanic
NR Alien
Multiracial Designations
Unknown / Not Reported

Origins of All Students

Florida	22
Georgia	10
Mississippi	7
Tennessee	9
Other US States and Territories	333
Non-US	12
From Alabama	35

Top Five Alabama Counties - Undergraduate Students

AL UNKNOWN 9%

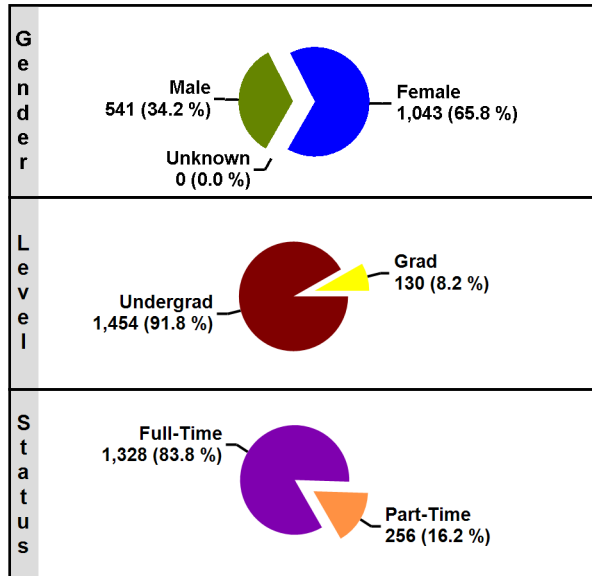
Top Five Alabama Public - Feeder High Schools

# of 2013-14 H.S. Graduates Enrolled	N/A
.....	N/A
.....	N/A
.....	N/A
.....	N/A
.....	N/A



Enrollment

Total Enrollment 1,584



Students Enrolled in Remedial Courses

Math Only	58
English Only	11
Math & English	29

Enrollment by Type of Tuition Paid

Flat-Rate Tuition 1,584

Financial Aid

Received 1,533
Not Received 51

“The University of Mobile . . . is committed to providing educational programs of the highest quality to its students.”



Fall 2014
Mobile, AL

University of Mobile



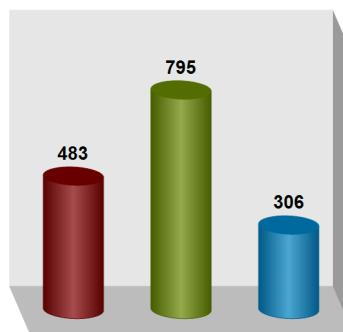
Institutional Student Profiles
Alabama Commission on Higher Education

www.ache.alabama.gov

Source: Alabama Statewide Student Database
Includes Credit Students Only


Race/Ethnicity

Race Summary



■ African Am / Non-Hispanic
■ White / Non-Hispanic
■ Other Races

Detail of Other Races



■ Native Hawaiian / Pacific Islander
■ Am Indian/Alaskan Native
■ Asian
■ Hispanic
■ NR Alien
■ Multiracial Designations
■ Unknown / Not Reported

Origins of All Students

Florida	90
Georgia	37
Mississippi	89
Tennessee	9
Other US States and Territories	119
Non-US	44
From Alabama	1,196

Top Five Alabama Counties - Undergraduate Students

Mobile	40%
Baldwin	7%
AL UNKNOWN	4%
Jefferson	2%
Washington	2%

Top Five Alabama Public - Feeder High Schools

# of 2013-14 H.S. Graduates Enrolled	123	
Mary G Montgomery	Mobile County	12
Saraland	Saraland City	10
Baker	Mobile County	7
Satsuma	Satsuma City	5
Chelsea	Shelby County	4

