

ALABAMA COMMISSION ON HIGHER EDUCATION

REPORT ON FACILITIES MASTER PLAN

AND

CAPITAL PROJECTS REQUESTS

FY 2024 – FY 2028

FOR ALL PUBLIC
HIGHER EDUCATION INSTITUTIONS

December 2022

FACILITIES MASTER PLAN AND CAPITAL PROJECTS REQUESTS

Section 16-5-15 of the Code of Alabama requires all public institutions of higher education to submit to the Alabama Commission on Higher Education a facilities master plan. This plan is to include all capital project proposals and requires prioritizing of the capital improvement budget requests.

Project Requests

All public two and four-year institutions submitted the Facilities Master Plan to the Alabama Commission on Higher Education in accordance with Section 16-5-15. The five years reported are broken into three time segments: Immediate, Intermediate, and Long-Term capital projects. Immediate projects are defined as those within the first year of the master planning cycle (FY 2023-2024). Intermediate projects are defined as those within the second year of the planning cycle (FY 2024-2025) while Long-Term projects fall into the last three years of the planning cycle (FY 2025-2026, FY 2026-2027, and FY 2027-2028). The projects are further divided into four separate project categories: New Construction/Acquisition; Renovation and Remodeling; Major Capital Equipment; and Deferred Maintenance/Facilities Renewal. The charts immediately following this section show the percentage of Immediate, Intermediate, Long-Term, and Total projects broken into the project categories and into the projected funding sources.

Immediate Capital Projects

Table 1 summarizes the Immediate (Year 1) capital projects proposed by the institutions. As detailed on Table 1, \$2,290,150,224 was requested in Immediate Capital Projects. Of this amount, 37.48% (\$858,385,917) is requested from the Education Trust Fund (ETF) as seen in (Table 4). An additional 16.76% (\$383,733,597) of funds are projected to come from other State-related sources such as bond issues or the ETF Advancement and Technology Fund. Institutions also use funds they have raised in capital campaigns, federal and local funds, and other sources to support proposed capital projects.

While 72.30% of immediate capital projects are requested for *New Construction*, approximately 17.32% of all funds requested are going for *Renovation/Major Remodeling*. In addition to this, 6.93% is requested for *Deferred Maintenance/Facilities Renewal Projects*. Therefore, 24.25% of all funds requested for Immediate Capital projects would go toward projects for the maintenance, alteration, and repair of existing facilities. An additional 3.45% of the funds requested are for *Major Capital Equipment*.

Intermediate and Long-Term Projects

Totaling \$1,208,076,923, the *Intermediate (Year 2) Capital Projects Requests* are summarized in Table 2. Table 5 shows that 78.32% of these projects are projected to be funded with either ETF or other State-related funds. Over fifty percent (50.71%) of the requested funds are for renovation or deferred maintenance on existing buildings, while 49.05% is requested for new construction.

Expenditures for the *Long-Term* projects are often just estimates; however, Table 3 shows institutions estimating \$6,110,115,854 will be needed for capital projects for FY 2026 through FY 2028. As shown in Table 6, over sixty percent (60.75%) of the funding is anticipated to come from the ETF or other State-related funds. Over seventy percent (70.09%), of all of the Long-Term projects fall into categories other than New Construction/Acquisition.

Summary

In summary, 39% of all capital projects requests are maintenance, alterations, or repairs of existing facilities or equipment. Over half (61.7%) or about \$3.8 billion of all of the funds requested for the projects listed on the Facilities Master Plans were projected to come from either ETF or other State-related funds. A total of over \$6.1 billion is projected as being needed to cover the capital projects requests of the four and two-year institutions over the next five years.

Bond Issues

The State of Alabama does not provide regular funding for capital projects for education; this is true for K-12 as well as Postsecondary Education. General obligation bond issues are occasionally issued by the State, of which Higher Education usually receives a portion. The Education Trust Fund (ETF) Advancement and Technology Fund also is now becoming a regular source of funds for capital projects for both sectors. However, because these two funding sources are not constant, the institutions must find funds from other sources to pay for capital projects. One of these sources is bonds. The institutions in Alabama are allowed to float their own bond issues. The institutions currently have approximately \$4.2 billion in bonds outstanding, as shown on Table 7. As with all debt, these funds must be paid back and the institutions paid approximately \$387.1 million in debt service in the last fiscal year to pay these bonds off. The source of revenue to pay these bonds is usually through tuition or fees that the students pay.

Facility Square Footage by Year of Construction

According to the Fall 2022 Facilities Inventory Report, almost 38% of the square footage currently used by the public colleges and universities in Alabama was constructed between 1960 and 1989. The newest of these facilities have over thirty years of use and the oldest are 62 years old, which is beyond the “useful life” of major building components. An additional 13.2% of the space in use for Alabama’s Higher Education was constructed prior to 1960. The age of these facilities leads to requests of approximately \$555.5 million to be used for renovations, maintenance, and repairs in FY2024.

Physical Plant By Year of Construction
Alabama Public Colleges and Universities
1810-2022
Gross Square Feet (GSF)

| Decade | Total University | | | Total Two-Year | | | Total Dauphin Island Sealab/MESC | | | Total All | | |
|--------------|-------------------|----------------|------------|-------------------|----------------|------------|----------------------------------|----------------|------------|-------------------|----------------|------------|
| | Total | Percent | Cumulative | Total | Percent | Cumulative | Total | Percent | Cumulative | Total | Percent | Cumulative |
| | GSF | of Total | Percent | GSF | of Total | Percent | GSF | of Total | Percent | GSF | of Total | Percent |
| Unknown | 705,178 | 0.96% | | 0 | 0.00% | | | | | 705,178 | 0.81% | |
| 1810-1819 | 918 | 0.00% | 0.96% | - | 0.00% | 0.00% | | | | 918 | 0.00% | 0.81% |
| 1820-1829 | 17,596 | 0.02% | 0.99% | 0 | 0.00% | | | | | 17,596 | 0.02% | 0.83% |
| 1830-1839 | 18,203 | 0.02% | 1.01% | 720 | 0.01% | 0.01% | | | | 18,923 | 0.02% | 0.85% |
| 1840-1849 | 86,340 | 0.12% | 1.13% | 0 | 0.00% | | | | | 86,340 | 0.10% | 0.95% |
| 1850-1859 | 79,577 | 0.11% | 1.24% | 30,514 | 0.22% | 0.23% | | | | 110,091 | 0.13% | 1.08% |
| 1860-1869 | 66,400 | 0.09% | 1.33% | 0 | 0.00% | | | | | 66,400 | 0.08% | 1.16% |
| 1870-1879 | - | 0.00% | 0.00% | - | 0.00% | 0.23% | | | | 0 | 0.00% | 1.16% |
| 1880-1889 | 154,979 | 0.21% | 1.54% | 0 | 0.00% | | | | | 154,979 | 0.18% | 1.33% |
| 1890-1899 | 125,284 | 0.17% | 1.71% | - | 0.00% | 0.23% | | | | 125,284 | 0.14% | 1.48% |
| 1900-1909 | 312,420 | 0.43% | 2.14% | 3,530 | 0.03% | 0.26% | | | | 315,950 | 0.36% | 1.84% |
| 1910-1919 | 426,020 | 0.58% | 2.72% | 7,442 | 0.05% | 0.31% | | | | 433,462 | 0.50% | 2.34% |
| 1920-1929 | 2,834,932 | 3.87% | 6.59% | 198,965 | 1.47% | 1.78% | | | | 3,033,897 | 3.49% | 5.83% |
| 1930-1939 | 2,457,201 | 3.35% | 9.94% | 90,326 | 0.67% | 2.44% | | | | 2,547,527 | 2.93% | 8.75% |
| 1940-1949 | 1,381,037 | 1.88% | 11.82% | 172,884 | 1.27% | 3.72% | 8,344 | 5.38% | 5.38% | 1,562,265 | 1.80% | 10.55% |
| 1950-1959 | 1,934,718 | 2.64% | 14.46% | 302,646 | 2.23% | 5.95% | 82,948 | 53.50% | 58.88% | 2,320,312 | 2.67% | 13.22% |
| 1960-1969 | 9,289,934 | 12.68% | 27.14% | 3,496,104 | 25.78% | 31.73% | 0 | | | 12,786,038 | 14.70% | 27.91% |
| 1970-1979 | 9,176,789 | 12.52% | 39.66% | 2,564,582 | 18.91% | 50.64% | 0 | | | 11,741,371 | 13.49% | 41.41% |
| 1980-1989 | 6,883,127 | 9.39% | 49.05% | 1,141,347 | 8.42% | 59.05% | 5,616 | 3.62% | 62.51% | 8,030,090 | 9.23% | 50.64% |
| 1990-1999 | 8,327,519 | 11.36% | 60.42% | 1,988,667 | 14.66% | 73.71% | 17,102 | 11.03% | 73.54% | 10,333,288 | 11.88% | 62.51% |
| 2000-2009 | 13,639,753 | 18.61% | 79.03% | 2,259,242 | 16.66% | 90.37% | 28,600 | 18.45% | 91.98% | 15,927,595 | 18.31% | 80.82% |
| 2010-2019 | 13,609,184 | 18.57% | 97.59% | 1,244,558 | 9.18% | 99.55% | 12,428 | 8.02% | 100.00% | 14,866,170 | 17.09% | 97.90% |
| 2020-2022 | 1,762,680 | 2.41% | 100.00% | 61,362 | 0.45% | 100.00% | | | | 1,824,042 | 2.10% | 1 |
| Total | 73,289,789 | 100.00% | | 13,562,889 | 100.00% | | 155,038 | 100.00% | | 87,007,716 | 100.00% | |

Source: Alabama Commission on Higher Education's Fall 2022 Facilities Inventory survey.

Summary Tables

Table 1

Summary Table
Immediate Capital Projects
By Category
All Public Higher Education Institutions

| Immediate Capital Projects - Year 1 (FY 2023-2024) | | | | | |
|--|------------------------|------------------------------------|-------------------------------|---|----------------------------|
| Institution | New Construction | Renovation/ Major Remodeling | Major Capital Equipment | Deferred Maintenance/ Fac Renewal | Total Estimated Cost |
| Alabama A&M University | 73,000,000 | 13,200,000 | | 13,515,000 | 99,715,000 |
| Alabama State University | 26,000,000 | 3,700,000 | 75,000 | 7,500,000 | 37,275,000 |
| Athens State University | 30,500,000 | 450,000 | 250,000 | 485,000 | 31,685,000 |
| Auburn University | 28,500,000 | 25,480,000 | | 11,000,000 | 64,980,000 |
| Auburn Univ Montgomery | - | - | - | 1,500,000 | 1,500,000 |
| Jacksonville State Univ | 125,000,000 | | | | 125,000,000 |
| Troy University | 103,250,000 | 13,850,000 | 36,100,000 | 23,565,841 | 176,765,841 |
| University of Alabama | 507,816,336 | 101,581,809 | 1,301,979 | 23,240,750 | 633,940,874 |
| Univ of Alabama at Birmingham | 186,000,000 | 68,600,000 | | 27,310,000 | 281,910,000 |
| Univ of Alabama in Huntsville | 60,525,682 | 44,772,917 | | 5,510,800 | 110,809,399 |
| University of Montevallo | 4,625,000 | 5,300,000 | 9,297,500 | 724,000 | 19,946,500 |
| University of North Alabama | 122,500,000 | 48,500,000 | | 9,950,200 | 180,950,200 |
| University of South Alabama | 180,000,000 | 4,723,901 | 23,000,000 | 120,000 | 207,843,901 |
| University of West Alabama | 662,000 | 440,000 | | 8,150,000 | 9,252,000 |
| Dauphin Isl Sea Lab /MESC | 23,400,000 | 7,000,000 | 3,500,000 | - | 33,900,000 |
| SR & Dauphin Isl Total | 1,471,779,018 | 337,598,627 | 73,524,479 | 132,571,591 | 2,015,473,715 |
| Bevill State Community College | | 540,000 | | 2,500,000 | 3,040,000 |
| Bishop State Comm College | 18,807,884 | 11,022,936 | 700,000 | 400,000 | 30,930,820 |
| Calhoun State Comm College | 15,000,000 | 2,850,000 | 939,000 | 2,643,000 | 21,432,000 |
| Central Alabama Comm College | 7,000,000 | 2,529,937 | 140,000 | 796,835 | 10,466,772 |
| Chatt Valley Community College | 2,700,000 | 100,000 | 50,000 | 206,260 | 3,056,260 |
| Coastal Alabama Comm College | 6,000,000 | 700,000 | 500,000 | 400,000 | 7,600,000 |
| Drake State Com & Tech College | 43,000,000 | 1,700,000 | | | 44,700,000 |
| Enterprise State Comm College | 350,000 | 5,725,000 | | 735,000 | 6,810,000 |
| Gadsden State Comm College | 1,280,000 | 4,250,000 | | 1,153,400 | 6,683,400 |
| Ingram State Technical College | | 600,000 | | 750,000 | 1,350,000 |
| Jefferson State Comm College | | 725,000 | | 200,000 | 925,000 |
| Lawson St Community College | | 1,500,000 | | 450,000 | 1,950,000 |
| L. B. Wallace Comm College | | | | 400,000 | 400,000 |
| Marion Military Institute | 8,365,000 | 3,460,000 | 850,000 | 2,226,260 | 14,901,260 |
| Northeast AL Comm College | | | | 1,645,000 | 1,645,000 |
| Northwest-Shoals Com College | 10,000,000 | 123,000 | | 800,000 | 10,923,000 |
| Reid State Technical College | 717,000 | 850,000 | | 500,000 | 2,067,000 |
| Shelton State Comm College | 141,000 | 1,786,015 | 1,000,000 | 600,000 | 3,527,015 |
| Snead State Comm College | 12,000,000 | 2,000,000 | | 1,100,000 | 15,100,000 |
| Southern Union St Comm Coll | 27,000,000 | | | | 27,000,000 |
| Trenholm St Comm College | | | | 1,000,000 | 1,000,000 |
| Wall St Comm College - Dothan | 350,000 | 710,000 | 300,000 | 3,147,582 | 4,507,582 |
| Wall St Comm Coll - Hanceville | 31,255,400 | 17,500,000 | 550,000 | 2,469,000 | 51,774,400 |
| Wall St Comm College - Selma | | 440,000 | 357,000 | 2,090,000 | 2,887,000 |
| Total Comm & Tech | 183,966,284 | 59,111,888 | 5,386,000 | 26,212,337 | 274,676,509 |
| TOTAL | \$1,655,745,302 | \$396,710,515 | \$78,910,479 | \$158,783,928 | \$2,290,150,224 |

Source: Facilities Master Plan / Capital Project Request, FY 2024 - 2028.

Figure 1

Immediate Capital Projects by Category FY 2023-2024

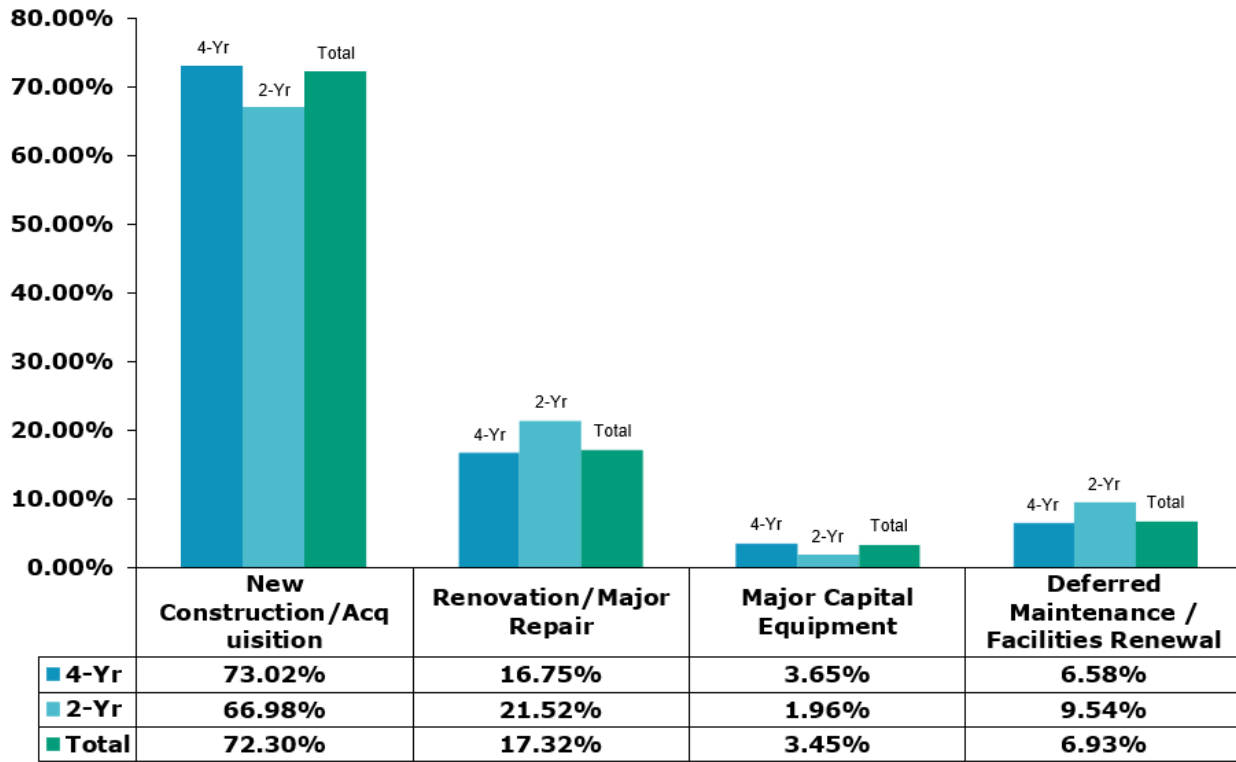


Table 2

Summary Table
Intermediate Capital Projects
By Category
All Public Higher Education Institutions

| Intermediate Capital Projects - Year 2 (FY 2024-2025) | | | | | |
|---|----------------------|------------------------------------|-------------------------------|---|----------------------------|
| Institution | New Construction | Renovation/ Major Remodeling | Major Capital Equipment | Deferred Maintenance/ Fac Renewal | Total Estimated Cost |
| Alabama A&M University | 15,000,000 | 4,700,000 | | 6,350,000 | 26,050,000 |
| Alabama State University | 6,500,000 | 3,000,000 | 150,000 | 2,300,000 | 11,950,000 |
| Athens State University | 20,000,000 | 950,000 | 300,000 | 525,000 | 21,775,000 |
| Auburn University | | 20,260,000 | | 11,000,000 | 31,260,000 |
| Auburn Univ Montgomery | | | | 1,500,000 | 1,500,000 |
| Jacksonville State Univ | | 5,000,000 | | | 5,000,000 |
| Troy University | 42,000,000 | 500,000 | 100,000 | 20,750,000 | 63,350,000 |
| University of Alabama | 214,025,225 | 353,442,772 | | 16,450,000 | 583,917,997 |
| Univ of Alabama at Birmingham | 17,000,000 | 2,500,000 | | 24,746,000 | 44,246,000 |
| Univ of Alabama in Huntsville | 26,682,000 | 23,356,523 | | 8,912,262 | 58,950,785 |
| University of Montevallo | 225,000 | 2,850,000 | 2,121,000 | 175,000 | 5,371,000 |
| University of North Alabama | 102,200,000 | 10,422,500 | | 13,443,656 | 126,066,156 |
| University of South Alabama | 50,000,000 | 7,500,000 | | 1,000,000 | 58,500,000 |
| University of West Alabama | | 2,340,000 | | 6,689,500 | 9,029,500 |
| Dauphin Isl Sea Lab /MESC | 500,000 | - | - | - | 500,000 |
| SR & Dauphin Isl Total | 494,132,225 | 436,821,795 | 2,671,000 | 113,841,418 | 1,047,466,438 |
| Bevill State Community College | | 600,000 | | 3,750,000 | \$4,350,000 |
| Bishop State Comm College | 2,250,000 | 600,000 | | 150,000 | \$3,000,000 |
| Calhoun State Comm College | | 2,040,000 | | 3,110,000 | \$5,150,000 |
| Central Alabama Comm College | 15,000,000 | 4,717,485 | 260,000 | 899,000 | \$20,876,485 |
| Chatt Valley Community College | 57,000 | 105,000 | | 55,000 | \$217,000 |
| Coastal Alabama Comm College | 5,000,000 | 100,000 | | 275,000 | \$5,375,000 |
| Drake State Com & Tech College | 11,000,000 | 1,035,000 | | 645,000 | \$12,680,000 |
| Enterprise State Comm College | 5,000,000 | 2,150,000 | | 15,000 | \$7,165,000 |
| Gadsden State Comm College | | 2,875,000 | | 6,175,000 | \$9,050,000 |
| Ingram State Technical College | 1,200,000 | | | 90,000 | \$1,290,000 |
| Jefferson State Comm College | | 1,000,000 | | | \$1,000,000 |
| Lawson St Community College | | 1,500,000 | | 450,000 | \$1,950,000 |
| L. B. Wallace Comm College | | 500,000 | | | \$500,000 |
| Marion Military Institute | | | | 670,000 | \$670,000 |
| Northeast AL Comm College | | | | 105,000 | \$105,000 |
| Northwest-Shoals Com College | | 3,270,000 | | 1,849,000 | \$5,119,000 |
| Reid State Technical College | 710,000 | | | 525,000 | \$1,235,000 |
| Shelton State Comm College | 35,800,000 | | | 1,000,000 | \$36,800,000 |
| Snead State Comm College | | | | 650,000 | \$650,000 |
| Southern Union St Comm Coll | | 6,500,000 | | | \$6,500,000 |
| Trenholm St Comm College | 20,700,000 | 5,500,000 | | | \$26,200,000 |
| Wall St Comm College - Dothan | 1,625,000 | 300,000 | | 1,010,000 | \$2,935,000 |
| Wall St Comm Coll - Hanceville | 100,000 | | | 1,693,000 | \$1,793,000 |
| Wall St Comm College - Selma | | | | 6,000,000 | \$6,000,000 |
| Total Comm & Tech | 98,442,000 | 32,792,485 | 260,000 | 29,116,000 | 160,610,485 |
| TOTAL | \$592,574,225 | \$469,614,280 | \$2,931,000 | \$142,957,418 | \$1,208,076,923 |

Source: Facilities Master Plan / Capital Project Request, FY 2024 - 2028.

Figure 2

**Intermediate Capital Projects by Category
FY 2024-2025**

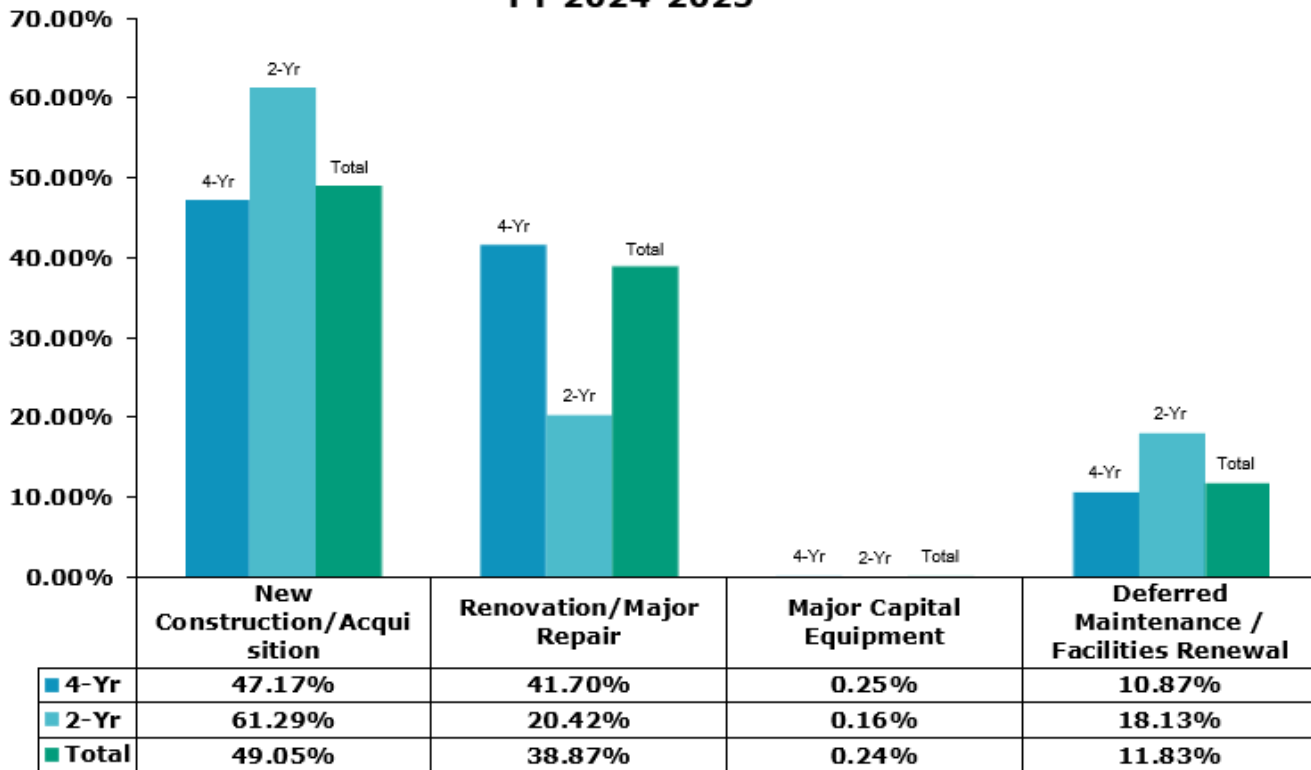


Table 3

Summary Table
Long-Term Capital Projects
By Category
All Public Higher Education Institutions

| Long Term Capital Projects - Years 3-5 (FY 2025-2026 - FY 2027-2028) | | | | | | |
|--|------------------------|------------------------------------|-------------------------------|---|----------------------------|--|
| Institution | New Construction | Renovation/ Major Remodeling | Major Capital Equipment | Deferred Maintenance/ Fac Renewal | Total Estimated Cost | Estimated 5-Year Project Cost |
| Alabama A&M University | \$60,000,000 | \$21,300,000 | \$3,750,000 | \$42,800,000 | \$127,850,000 | \$253,615,000 |
| Alabama State University | | 4,750,000 | | 31,500,000 | \$36,250,000 | 85,475,000 |
| Athens State University | 5,000,000 | 550,000 | 750,000 | 400,000 | \$6,700,000 | 60,160,000 |
| Auburn University | 280,000,000 | 200,460,000 | | 33,000,000 | \$513,460,000 | 609,700,000 |
| Auburn Univ Montgomery | 20,000,000 | | 600,000 | 3,750,000 | \$24,350,000 | 27,350,000 |
| Jacksonville State Univ | 25,000,000 | | | 500,000 | \$25,500,000 | 155,500,000 |
| Troy University | 62,000,000 | 22,150,000 | 24,300,000 | 16,251,440 | \$124,701,440 | 364,817,281 |
| University of Alabama | 201,471,214 | 321,796,374 | | 42,595,000 | \$565,862,588 | 1,783,721,459 |
| Univ of Alabama at Birmingham | 270,400,000 | 75,500,000 | | 76,950,000 | \$422,850,000 | 749,006,000 |
| Univ of Alabama in Huntsville | 82,548,060 | 28,114,600 | | 34,802,379 | \$145,465,039 | 315,225,223 |
| University of Montevallo | 35,000,000 | 11,000,000 | 1,587,500 | 2,975,000 | \$50,562,500 | 75,880,000 |
| University of North Alabama | 80,000,000 | | | 10,000,000 | \$90,000,000 | 397,016,356 |
| University of South Alabama | 90,000,000 | 8,000,000 | | 253,140 | \$98,253,140 | 364,597,041 |
| University of West Alabama | | 16,000,000 | | 3,525,000 | \$19,525,000 | 37,806,500 |
| Dauphin Isl Sea Lab /MESC | | | | 12,000,000 | \$12,000,000 | 46,400,000 |
| SR & Dauphin Isl Total | 1,211,419,274 | 709,620,974 | 30,987,500 | 311,301,959 | 2,263,329,707 | 5,326,269,860 |
| Bevill State Community College | | 2,350,000 | 200,000 | 1,250,000 | \$3,800,000 | 11,190,000 |
| Bishop State Comm College | 5,150,000 | 400,000 | | | \$5,550,000 | 39,480,820 |
| Calhoun State Comm College | 20,500,000 | 3,950,000 | 850,000 | 3,700,000 | \$29,000,000 | 55,582,000 |
| Central Alabama Comm College | | | | 250,000 | \$250,000 | 31,593,257 |
| Chatt Valley Community College | 720,000 | 400,000 | 490,000 | 455,000 | \$2,065,000 | 5,338,260 |
| Coastal Alabama Comm College | 8,000,000 | | | 1,700,000 | \$9,700,000 | 22,675,000 |
| Drake State Com & Tech College | 25,000,000 | 6,000,000 | | 3,313,000 | \$34,313,000 | 91,693,000 |
| Enterprise State Comm College | 21,000,000 | 350,000 | | 300,000 | \$21,650,000 | 35,625,000 |
| Gadsden State Comm College | 16,150,000 | 7,320,000 | 700,000 | 7,035,000 | \$31,205,000 | 46,938,400 |
| Ingram State Technical College | | | | 75,000 | \$75,000 | 2,715,000 |
| Jefferson State Comm College | 26,000,000 | | | | \$26,000,000 | 27,925,000 |
| Lawson St Community College | 22,000,000 | | | 450,000 | \$22,450,000 | 26,350,000 |
| L. B. Wallace Comm College | 6,000,000 | 1,500,000 | | | \$7,500,000 | 8,400,000 |
| Marion Military Institute | 9,494,000 | 2,500,000 | | 235,000 | \$12,229,000 | 27,800,260 |
| Northeast AL Comm College | 24,000,000 | | | | \$24,000,000 | 25,750,000 |
| Northwest-Shoals Com College | | 750,000 | | 1,795,000 | \$2,545,000 | 18,587,000 |
| Reid State Technical College | 602,000 | | | 3,020,000 | \$3,622,000 | 6,924,000 |
| Shelton State Comm College | 22,000,000 | 1,500,000 | | | \$23,500,000 | 63,827,015 |
| Snead State Comm College | 1,500,000 | 3,500,000 | | 850,000 | \$5,850,000 | 21,600,000 |
| Southern Union St Comm Coll | 3,000,000 | | | | \$3,000,000 | 36,500,000 |
| Trenholm St Comm College | 18,500,000 | | | 1,000,000 | \$19,500,000 | 46,700,000 |
| Wall St Comm College - Dothan | 3,050,000 | 285,000 | | 600,000 | \$3,935,000 | 11,377,582 |
| Wall St Comm Coll - Hanceville | 17,800,000 | 6,000,000 | 1,750,000 | 1,430,000 | \$26,980,000 | 80,547,400 |
| Wall St Comm College - Selma | 20,400,000 | 4,440,000 | 3,000,000 | 2,000,000 | \$29,840,000 | 38,727,000 |
| Total Comm & Tech | 270,866,000 | 41,245,000 | 6,990,000 | 29,458,000 | 348,559,000 | 783,845,994 |
| TOTAL | \$1,482,285,274 | \$750,865,974 | \$37,977,500 | \$340,759,959 | \$2,611,888,707 | 6,110,115,854 |

Source: Facilities Master Plan / Capital Project Request, FY 2024 - 2028.

Figure 3

**Long-Term Capital Projects by Category
FY2025-2026 - FY 2027-2028**

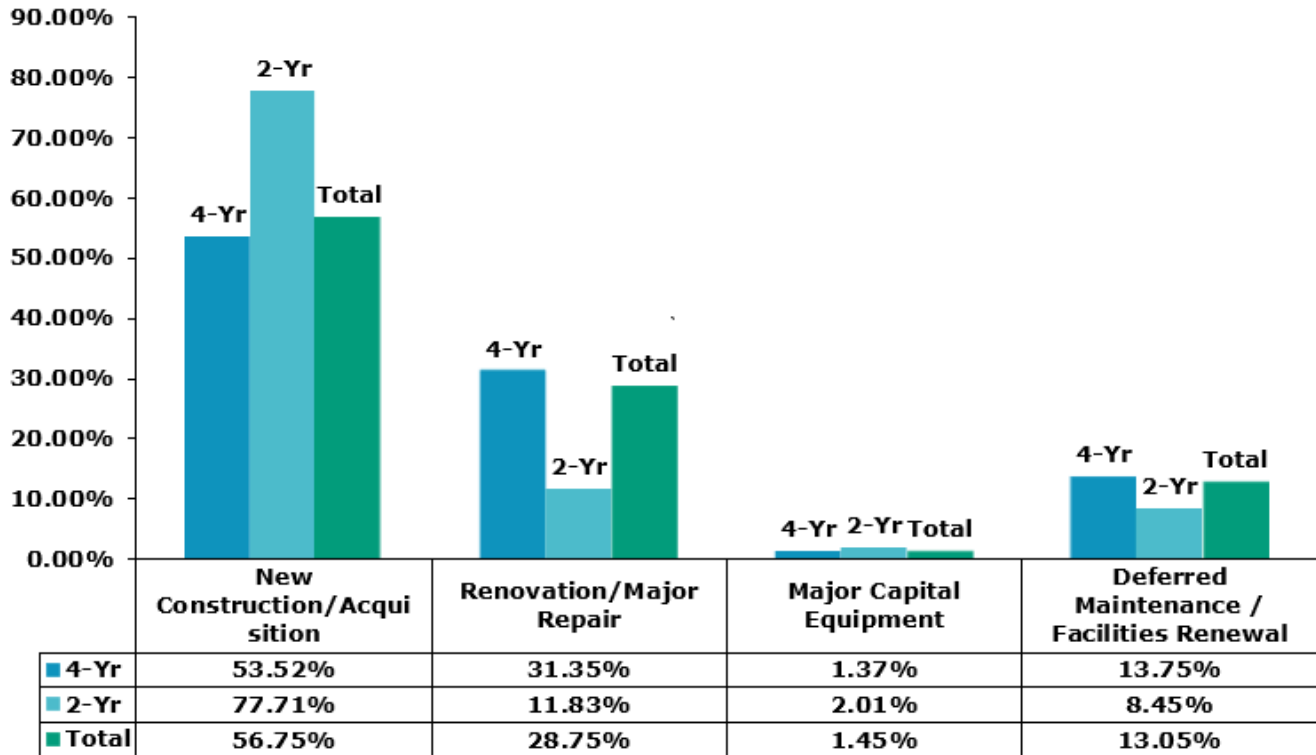


Table 4

Summary Table
 Immediate Capital Projects
 By Projected Funding Source
 All Public Higher Education Institutions

| Immediate Capital Projects - Year 1 (FY 2023-2024) | | | | | | | | | |
|--|----------------------|-----------------------------------|----------------------|------------------------|------------------------|----------------------------------|---|--|------------------------------------|
| Institution | Education Trust Fund | ETF Advancement & Technology Fund | Other State Funding | Other Funds | Total Estimated Cost | Percent Requested From ETF Funds | Percent Requested From Advancement & Tech Funds | Percent Requested From Other State Funds | Percent Requested From Other Funds |
| Alabama A&M University | | | \$26,715,000 | \$73,000,000 | \$99,715,000 | None | None | 26.79% | 73.21% |
| Alabama State University | 37,275,000 | | | | \$37,275,000 | 100.00% | None | None | None |
| Athens State University | \$31,685,000 | | | | \$31,685,000 | 100.00% | None | None | None |
| Auburn University | | | 9,500,000 | 55,480,000 | \$64,980,000 | None | None | 14.62% | 85.38% |
| Auburn Univ Montgomery | | | 1,500,000 | | \$1,500,000 | None | None | 100.00% | None |
| Jacksonville State Univ | | | 15,000,000 | \$110,000,000 | \$125,000,000 | None | None | 12.00% | 88.00% |
| Troy University | 176,765,841 | | | | \$176,765,841 | 100.00% | None | None | None |
| University of Alabama | 249,396,317 | | | 384,544,557 | \$633,940,874 | 39.34% | None | None | 60.66% |
| Univ of Alabama at Birmingham | | | | 281,910,000 | \$281,910,000 | None | None | None | 100.00% |
| Univ of Alabama in Huntsville | 110,809,399 | | | | \$110,809,399 | 100.00% | None | None | None |
| University of Montevallo | 10,996,500 | 275,000 | | 8,675,000 | \$19,946,500 | 55.13% | 1.38% | None | 43.49% |
| University of North Alabama | 165,950,200 | | 15,000,000 | | \$180,950,200 | 91.71% | None | 8.29% | None |
| University of South Alabama | | | 160,143,083 | 47,700,818 | \$207,843,901 | None | None | 77.05% | 22.95% |
| University of West Alabama | 9,252,000 | | | | \$9,252,000 | 100.00% | None | None | None |
| Dauphin Isl Sea Lab /MESC | 33,900,000 | | | | \$33,900,000 | 100.00% | None | None | None |
| SR & Dauphin Isl Total | 826,030,257 | 275,000 | 227,858,083 | 961,310,375 | \$2,015,473,715 | 40.98% | 0.01% | 11.31% | 47.70% |
| Bevill State Community College | 3,040,000 | | | | \$3,040,000 | 100.00% | None | None | None |
| Bishop State Comm College | | | 900,000 | 30,030,820 | \$30,930,820 | None | None | 2.91% | 97.09% |
| Calhoun State Comm College | | | 21,432,000 | | \$21,432,000 | None | None | 100.00% | None |
| Central Alabama Comm College | | | 2,175,272 | 8,291,500 | \$10,466,772 | None | None | 20.78% | 79.22% |
| Chatt Valley Community College | | | 3,056,260 | | \$3,056,260 | None | None | 100.00% | None |
| Coastal Alabama Comm College | 500,000 | | 7,100,000 | | \$7,600,000 | 6.58% | None | 93.42% | None |
| Drake State Com & Tech College | | | 43,731,000 | 969,000 | \$44,700,000 | None | None | 97.83% | 2.17% |
| Enterprise State Comm College | | | 1,200,000 | 5,610,000 | \$6,810,000 | None | None | 17.62% | 82.38% |
| Gadsden State Comm College | 6,683,400 | | | | \$6,683,400 | 100.00% | None | None | None |
| Ingram State Technical College | 1,350,000 | | | | \$1,350,000 | 100.00% | None | None | None |
| Jefferson State Comm College | 925,000 | | | | \$925,000 | 100.00% | None | None | None |
| Lawson St Community College | | | 200,000 | 1,750,000 | \$1,950,000 | None | None | 10.26% | 89.74% |
| L. B. Wallace Comm College | | | 400,000 | | \$400,000 | None | None | 100.00% | None |
| Marion Military Institute | 13,541,260 | | | 1,360,000 | \$14,901,260 | 90.87% | None | None | 9.13% |
| Northeast AL Comm College | | | 1,645,000 | | \$1,645,000 | None | None | 100.00% | None |
| Northwest-Shoals Com College | 1,000,000 | | 5,000,000 | 4,923,000 | \$10,923,000 | 9.15% | None | 45.77% | 45.07% |
| Reid State Technical College | | | 2,067,000 | | \$2,067,000 | None | None | 100.00% | None |
| Shelton State Comm College | | | 1,741,000 | 1,786,015 | \$3,527,015 | None | None | 49.36% | 50.64% |
| Snead State Comm College | 1,100,000 | | 12,000,000 | 2,000,000 | \$15,100,000 | 7.28% | None | 79.47% | 13.25% |
| Southern Union St Comm Coll | | | | 27,000,000 | \$27,000,000 | None | None | None | 100.00% |
| Trenholm St Comm College | | | | 1,000,000 | \$1,000,000 | None | None | None | 100.00% |
| Wall St Comm College - Dothan | 560,000 | | 3,947,582 | | \$4,507,582 | 12.42% | None | 87.58% | None |
| Wall St Comm Coll - Hanceville | 769,000 | 1,700,000 | 47,305,400 | 2,000,000 | \$51,774,400 | 1.49% | 3.28% | 91.37% | 3.86% |
| Wall St Comm College - Selma | 2,887,000 | | | | \$2,887,000 | 100.00% | None | None | None |
| Total Comm & Tech | 32,355,660 | 1,700,000 | 153,900,514 | 86,720,335 | \$274,676,509 | 11.78% | 0.62% | 56.03% | 31.57% |
| TOTAL | \$858,385,917 | \$1,975,000 | \$381,758,597 | \$1,048,030,710 | \$2,290,150,224 | 37.48% | 0.09% | 16.67% | 45.76% |

Source: Facilities Master Plan / Capital Project Request, FY 2024 - 2028.

Figure 4

Immediate Capital Projects by Projected Funding Source FY 2023-2024

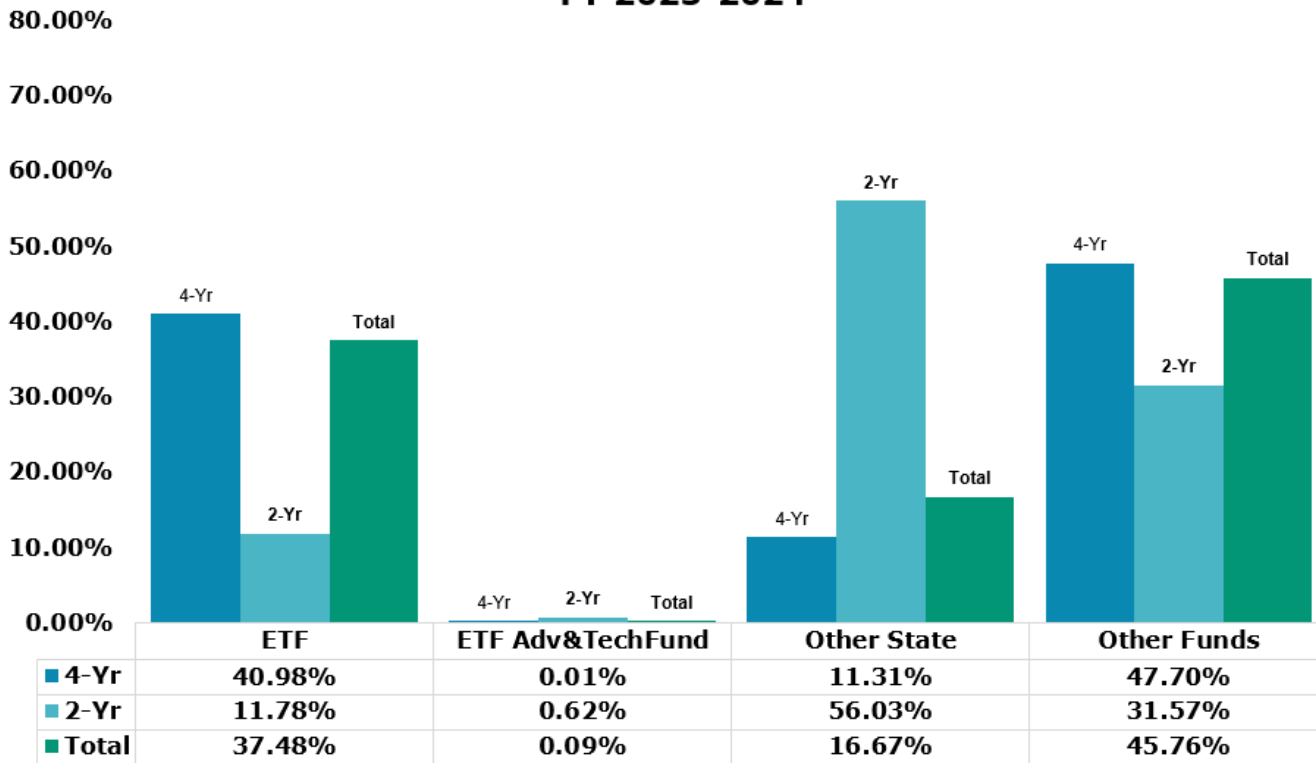


Table 5

Summary Table
Intermediate Capital Projects
By Projected Funding Source
All Public Higher Education Institutions

| Institution | Intermediate Capital Projects - Year 2 (FY 2024-2025) | | | | | | | | |
|--------------------------------|---|-----------------------------------|---------------------|----------------------|------------------------|----------------------------------|---|--|------------------------------------|
| | Education Trust Fund | ETF Advancement & Technology Fund | Other State Funding | Other Funds | Total Estimated Cost | Percent Requested From ETF Funds | Percent Requested From Advancement & Tech Funds | Percent Requested From Other State Funds | Percent Requested From Other Funds |
| Alabama A&M University | | | \$11,050,000 | \$15,000,000 | \$26,050,000 | None | None | 42.42% | 57.58% |
| Alabama State University | 11,950,000 | | | | \$11,950,000 | 100.00% | None | None | None |
| Athens State University | 21,775,000 | | | | \$21,775,000 | 100.00% | None | None | None |
| Auburn University | | | | 31,260,000 | \$31,260,000 | None | None | None | 100.00% |
| Auburn Univ Montgomery | | | 1,500,000 | | \$1,500,000 | None | None | 100.00% | None |
| Jacksonville State Univ | | 2,500,000 | | 2,500,000 | \$5,000,000 | None | 50.00% | None | 50.00% |
| Troy University | 63,350,000 | | | | \$63,350,000 | 100.00% | None | None | None |
| University of Alabama | 565,293,724 | | | 18,624,273 | \$583,917,997 | 96.81% | None | None | 3.19% |
| Univ of Alabama at Birmingham | | | | 44,246,000 | \$44,246,000 | None | None | None | 100.00% |
| Univ of Alabama in Huntsville | 58,950,785 | | | | \$58,950,785 | 100.00% | None | None | None |
| University of Montevallo | 3,496,000 | 100,000 | | 1,775,000 | \$5,371,000 | 65.09% | 1.86% | None | 33.05% |
| University of North Alabama | 68,866,156 | | 10,200,000 | 47,000,000 | \$126,066,156 | 54.63% | None | 8.09% | 37.28% |
| University of South Alabama | | | | 58,500,000 | \$58,500,000 | None | None | None | 100.00% |
| University of West Alabama | 9,029,500 | | | | \$9,029,500 | 100.00% | None | None | None |
| Dauphin Isl Sea Lab /MESC | 500,000 | | | | \$500,000 | 100.00% | None | None | None |
| SR & Dauphin Isl Total | 803,211,165 | 2,600,000 | 22,750,000 | 218,905,273 | \$1,047,466,438 | 76.68% | 0.25% | 2.17% | 20.90% |
| Bevill State Community College | 4,350,000 | | | | \$4,350,000 | 100.00% | None | None | None |
| Bishop State Comm College | | | 3,000,000 | | \$3,000,000 | None | None | 100.00% | None |
| Calhoun State Comm College | | | 5,150,000 | | \$5,150,000 | None | None | 100.00% | None |
| Central Alabama Comm College | | | 1,159,000 | 19,717,485 | \$20,876,485 | None | None | 5.55% | 94.45% |
| Chatt Valley Community College | | | 217,000 | | \$217,000 | None | None | 100.00% | None |
| Coastal Alabama Comm College | | | 5,375,000 | | \$5,375,000 | None | None | 100.00% | None |
| Drake State Com & Tech College | | | 12,030,000 | 650,000 | \$12,680,000 | None | None | 94.87% | 5.13% |
| Enterprise State Comm College | | | | 7,165,000 | \$7,165,000 | None | None | None | 100.00% |
| Gadsden State Comm College | 8,450,000 | | | 600,000 | \$9,050,000 | 93.37% | None | None | 6.63% |
| Ingram State Technical College | 1,290,000 | | | | \$1,290,000 | 100.00% | None | None | None |
| Jefferson State Comm College | 1,000,000 | | | | \$1,000,000 | 100.00% | None | None | None |
| Lawson St Community College | | | 200,000 | 1,750,000 | \$1,950,000 | None | None | 10.26% | 89.74% |
| L. B. Wallace Comm College | | | 500,000 | | \$500,000 | None | None | 100.00% | None |
| Marion Military Institute | 670,000 | | | | \$670,000 | 100.00% | None | None | None |
| Northeast AL Comm College | | | 105,000 | | \$105,000 | None | None | 100.00% | None |
| Northwest-Shoals Com College | | | | 5,119,000 | \$5,119,000 | None | None | None | 100.00% |
| Reid State Technical College | | | 1,235,000 | | \$1,235,000 | None | None | 100.00% | None |
| Shelton State Comm College | | | 36,800,000 | | \$36,800,000 | None | None | 100.00% | None |
| Snead State Comm College | 650,000 | | | | \$650,000 | 100.00% | None | None | None |
| Southern Union St Comm Coll | | | | 6,500,000 | \$6,500,000 | None | None | None | 100.00% |
| Trenholm St Comm College | 23,950,000 | | 750,000 | 1,500,000 | \$26,200,000 | 91.41% | None | 2.86% | 5.73% |
| Wall St Comm College - Dothan | 2,935,000 | | | | \$2,935,000 | 100.00% | None | None | None |
| Wall St Comm Coll - Hanceville | | 1,693,000 | 100,000 | | \$1,793,000 | None | 94.42% | 5.58% | None |
| Wall St Comm College - Selma | 6,000,000 | | | | \$6,000,000 | 100.00% | None | None | None |
| Total Comm & Tech | 49,295,000 | 1,693,000 | 66,621,000 | 43,001,485 | \$160,610,485 | 30.69% | 1.05% | 41.48% | 26.77% |
| TOTAL | \$852,506,165 | \$4,293,000 | \$89,371,000 | \$261,906,758 | \$1,208,076,923 | 70.57% | 0.36% | 7.40% | 21.68% |

Source: Facilities Master Plan / Capital Project Request, FY 2024 - 2028.

Figure 5

**Intermediate Capital Projects by Projected Funding Source
FY 2024-2025**

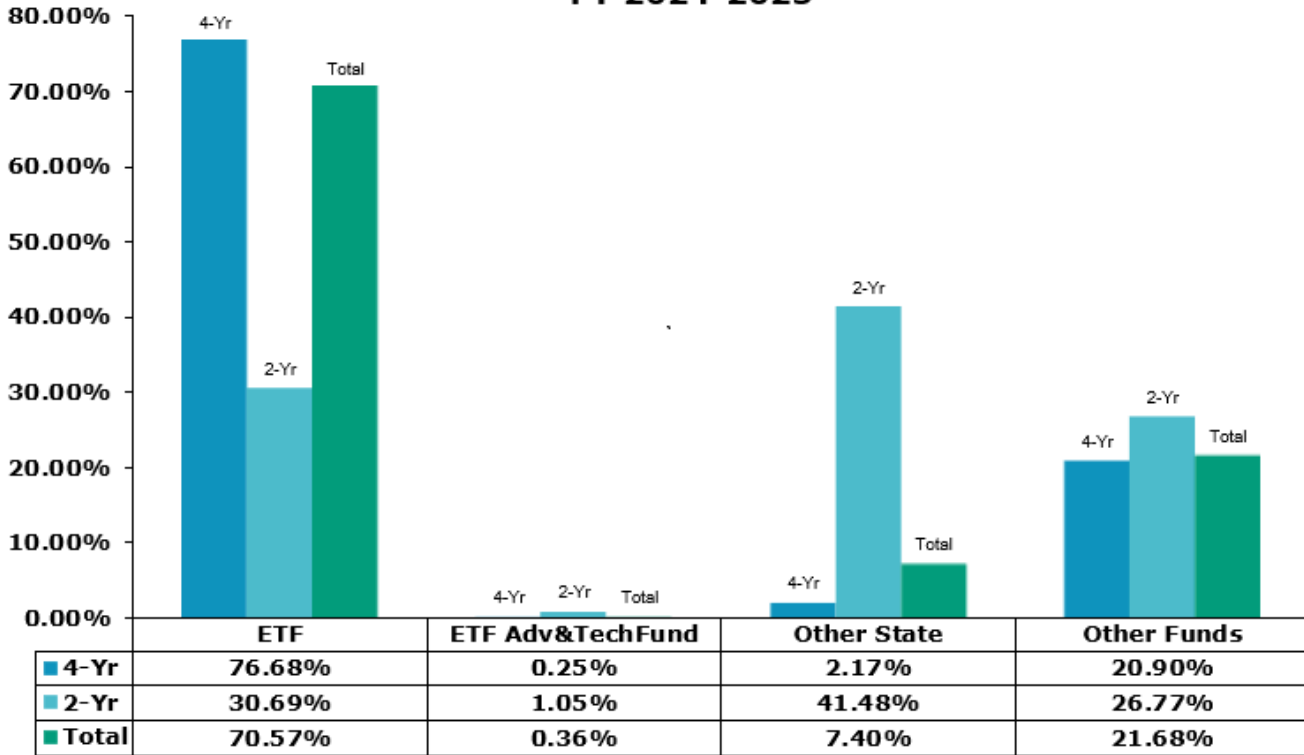


Table 6

Summary Table
Long-Term Capital Projects
By Projected Funding Source
All Public Higher Education Institutions

| Long Term Capital Projects - Years 3-5 (FY 2025-2026 - FY 2027-2028) | | | | | | | | | |
|--|----------------------|-----------------------------------|---------------------|-----------------|----------------------|----------------------------------|---|--|------------------------------------|
| Institution | Education Trust Fund | ETF Advancement & Technology Fund | Other State Funding | Other Funds | Total Estimated Cost | Percent Requested From ETF Funds | Percent Requested From Advancement & Tech Funds | Percent Requested From Other State Funds | Percent Requested From Other Funds |
| Alabama A&M University | | | \$127,850,000 | | \$127,850,000 | None | None | 100.00% | None |
| Alabama State University | 36,250,000 | | | | \$36,250,000 | 100.00% | None | None | None |
| Athens State University | 6,700,000 | | | | \$6,700,000 | 100.00% | None | None | None |
| Auburn University | | | | 513,460,000 | \$513,460,000 | None | None | None | 100.00% |
| Auburn Univ Montgomery | | | | 24,350,000 | \$24,350,000 | None | None | None | 100.00% |
| Jacksonville State Univ | 5,000,000 | 3,000,000 | | 17,500,000 | \$25,500,000 | 19.61% | 11.76% | None | 68.63% |
| Troy University | 124,701,440 | | | | \$124,701,440 | 100.00% | None | None | None |
| University of Alabama | 272,995,132 | | | 292,867,456 | \$565,862,588 | 48.24% | None | None | 51.76% |
| Univ of Alabama at Birmingham | | | 422,850,000 | | \$422,850,000 | None | None | 100.00% | None |
| Univ of Alabama in Huntsville | 145,465,039 | | | | \$145,465,039 | 100.00% | None | None | None |
| University of Montevallo | 10,000,000 | 4,562,500 | | 36,000,000 | \$50,562,500 | 19.78% | 9.02% | None | 71.20% |
| University of North Alabama | 90,000,000 | | | | \$90,000,000 | 100.00% | None | None | None |
| University of South Alabama | | | 98,253,140 | | \$98,253,140 | None | None | None | None |
| University of West Alabama | 19,525,000 | | | | \$19,525,000 | 100.00% | None | None | None |
| Dauphin Isl Sea Lab /MESC | 12,000,000 | | | | \$12,000,000 | 100.00% | None | None | None |
| SR & Dauphin Isl Total | 722,636,611 | 7,562,500 | 648,953,140 | 884,177,456 | \$2,263,329,707 | 31.93% | 0.33% | 28.67% | 39.07% |
| Bevill State Community College | | | | 3,800,000 | \$3,800,000 | None | None | None | 100.00% |
| Bishop State Comm College | | | 5,550,000 | | \$5,550,000 | None | None | 100.00% | None |
| Calhoun State Comm College | | | 29,000,000 | | \$29,000,000 | None | None | 100.00% | None |
| Central Alabama Comm College | | | | 250,000 | \$250,000 | None | None | None | 100.00% |
| Chatt Valley Community College | | | 2,065,000 | | \$2,065,000 | None | None | 100.00% | None |
| Coastal Alabama Comm College | | | | 9,700,000 | \$9,700,000 | None | None | None | 100.00% |
| Drake State Com & Tech College | | | 31,313,000 | 3,000,000 | \$34,313,000 | None | None | 91.26% | 8.74% |
| Enterprise State Comm College | | | | 21,650,000 | \$21,650,000 | None | None | None | 100.00% |
| Gadsden State Comm College | 11,205,000 | | 10,000,000 | 10,000,000 | \$31,205,000 | 35.91% | None | 32.05% | 32.05% |
| Ingram State Technical College | 75,000 | | | | \$75,000 | 100.00% | None | None | None |
| Jefferson State Comm College | | | 26,000,000 | | \$26,000,000 | None | None | 100.00% | None |
| Lawson St Community College | | | | 22,450,000 | \$22,450,000 | None | None | None | 100.00% |
| L. B. Wallace Comm College | | | 6,000,000 | 1,500,000 | \$7,500,000 | None | None | 80.00% | 20.00% |
| Marion Military Institute | | | | 12,229,000 | \$12,229,000 | None | None | None | 100.00% |
| Northeast AL Comm College | | | | 24,000,000 | \$24,000,000 | None | None | None | 100.00% |
| Northwest-Shoals Com College | | | | 2,545,000 | \$2,545,000 | None | None | None | 100.00% |
| Reid State Technical College | | | 3,622,000 | | \$3,622,000 | None | None | 100.00% | None |
| Shelton State Comm College | | | 8,500,000 | 15,000,000 | \$23,500,000 | None | None | 36.17% | 63.83% |
| Snead State Comm College | 5,850,000 | | | | \$5,850,000 | 100.00% | None | None | None |
| Southern Union St Comm Coll | | | | 3,000,000 | \$3,000,000 | None | None | None | 100.00% |
| Trenholm St Comm College | 18,500,000 | | | 1,000,000 | \$19,500,000 | 94.87% | None | None | 5.13% |
| Wall St Comm College - Dothan | 3,935,000 | | | | \$3,935,000 | 100.00% | None | None | None |
| Wall St Comm Coll - Hanceville | | 2,900,000 | 24,080,000 | | \$26,980,000 | None | 10.75% | 89.25% | None |
| Wall St Comm College - Selma | 19,000,000 | | | 10,840,000 | \$29,840,000 | 63.67% | None | None | 36.33% |
| Total Comm & Tech | 58,565,000 | 2,900,000 | 146,130,000 | 140,964,000 | \$348,559,000 | 16.80% | 0.83% | 41.92% | 40.44% |
| TOTAL | \$781,201,611 | \$10,462,500 | \$795,083,140 | \$1,025,141,456 | \$2,611,888,707 | 29.91% | 0.40% | 30.44% | 39.25% |

Source: Facilities Master Plan / Capital Project Request, FY 2024 - 2028.

Figure 6

**Long-Term Capital Projects by Projected Funding Source
FY 2025-2026 - FY 2027-2028**

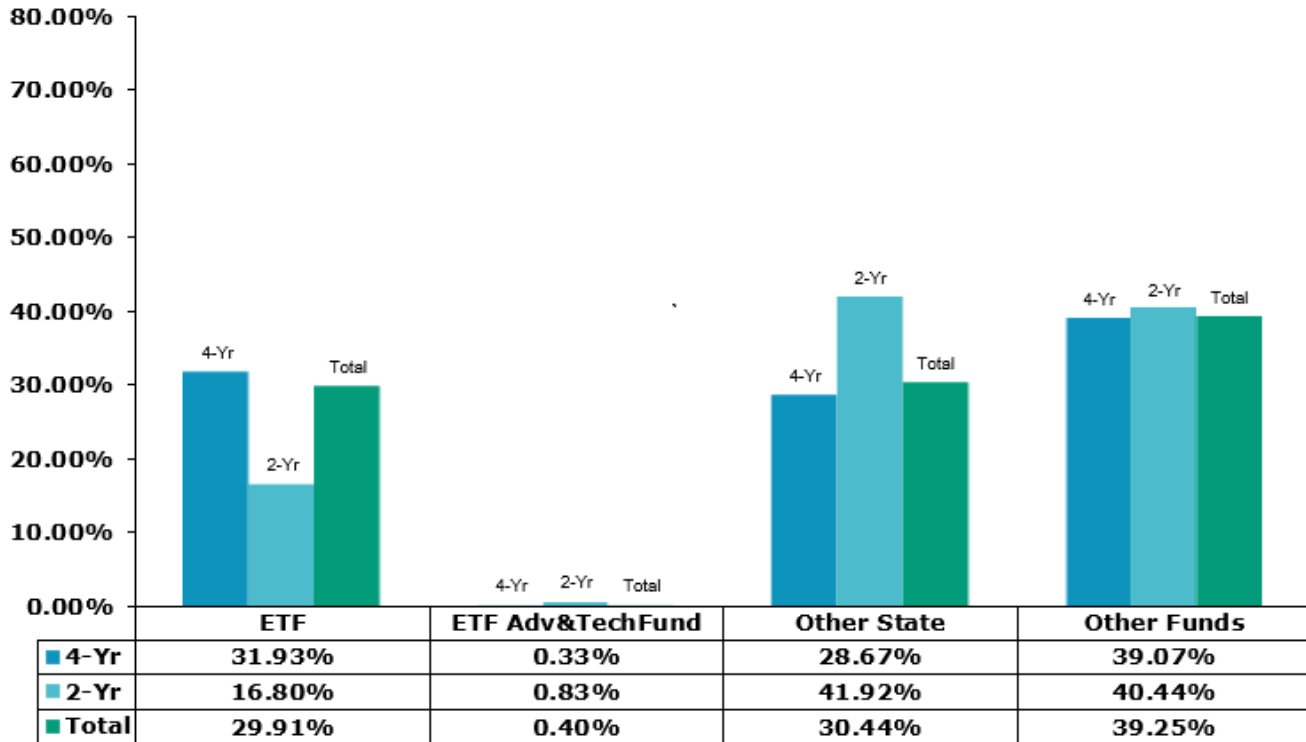


Table 7a
Report on Revenue Bonds Issued by Alabama Public Higher Education Institutions

| Institution | Total Original Value | Total Amount Outstanding 9/30/2022 | Total Amount of Principal Debt Service 9/30/2022 | Total Amount of Interest Debt Service 9/30/2022 | Total Amount of Debt Service 9/30/2022 | Sources of Payment |
|-------------------------------------|---------------------------------|------------------------------------|--|---|--|--|
| Alabama A&M University | 165,491,473 | 12,994,785 | 4,339,229 | 29,615 | 4,368,844 | Various pledged revenues, which includes but is not limited to proceeds from tuition, fees, and auxiliary operations |
| Alabama State University | 178,648,000 | 46,115,000 | 47,585,000 | 2,715,326 | 50,300,326 | Tuition and Fee Revenue |
| Athens State University | 10,595,000 | 7,692,000 | 1,503,000 | 148,496 | 1,651,496 | Tuition & Fees |
| Auburn University | 1,289,792,000 | 1,044,874,000 | 71,158,000 | 38,354,334 | 109,512,334 | General Fund, Student Fees, Housing & Dining Revenue, Athletic Revenue |
| Auburn Univ Montgomery | Reported with Auburn University | | | | | |
| Jacksonville State University | 98,660,000 | 91,985,000 | 1,425,000 | 3,259,593 | 4,684,593 | Housing/Ath |
| Troy University | 182,155,000 | 144,330,000 | 7,805,000 | 5,245,881 | 13,050,881 | General Student Fees |
| University of Alabama | 1,196,300,000 | 1,124,385,000 | 37,415,000 | 40,606,576 | 78,021,576 | Tuition, Housing, Athletics, Parking, Food Service, Fraternities |
| Univ of Alabama at Birmingham (Doe) | 1,016,130,000 | 721,720,000 | 165,965,000 | 21,259,483 | 187,224,483 | E&G & Auxiliary |
| Univ of Alabama in Huntsville | 203,800,000 | 131,180,000 | 5,327,000 | 4,489,404 | 9,816,404 | Housing Fees & Student Tuition/Fees |
| University of Montevallo | 50,236,000 | 46,074,000 | 924,000 | 1,851,106 | 2,775,106 | Pledged Revenues |
| University of North Alabama | 163,405,000 | 114,670,000 | 2,775,000 | 3,612,248 | 6,387,248 | Housing Revenues & Tuition/Fees |
| University of South Alabama | 524,178,000 | 422,304,346 | 21,281,813 | 14,743,438 | 36,025,251 | Tuition & Fee revenues, portion of revenues USA Children's & Women's Hospital, gross revenues from Auxiliary Enterprises |
| University of West Alabama | 286,640,000 | 49,575,000 | 1,570,000 | 2,086,684 | 3,656,684 | General Fees & Capitalized Interest |
| Dauphin Isl Sea Lab /MESC | 2,000,000 | 485,000 | 230,000 | 15,923 | 245,923 | Prog. Service Revenue |
| SR & Dauphin Isl Total | 5,368,030,473 | 3,958,384,131 | 369,303,042 | 138,418,107 | 507,721,149 | |

Table 7b
Report on Revenue Bonds Issued by Alabama Public Higher Education Institutions

| | | | | | | |
|--------------------------------|---------------|---------------|-------------|-------------|-------------|--|
| Bevill State Community College | 11,380,000 | 8,934,525 | 822,737 | 417,737 | 1,240,474 | Tuition |
| Bishop State Comm College | 22,222,000 | 19,154,673 | 667,164 | 234,164 | 901,328 | Plant Funds |
| Calhoun State Comm College | 48,745,000 | 25,838,378 | 4,012,622 | 1,152,772 | 5,165,394 | Tuition & Fees |
| Central Alabama Comm College | 4,185,000 | 0 | 400,000 | 186,300 | 586,300 | Tuition Revenue |
| Chatt Valley Comm. College | 5,855,000 | 5,855,000 | 0 | 306,400 | 306,400 | Tuition & Fees |
| Coastal Alabama Comm College | 12,738,000 | 8,972,000 | 663,000 | 341,016 | 1,004,016 | Tuition/Fees & Building Fee |
| Drake State Com & Tech College | 1,712,000 | 20,511,652 | 228,942 | 15,942 | 244,883 | Tuition |
| Enterprise State Comm College | 4,480,000 | 4,480,000 | 0 | 142,250 | 142,250 | Building Fee |
| Gadsden State Comm College | 30,799,000 | 21,725,028 | 1,910,333 | 1,190,889 | 3,101,222 | Building Fee, Tuition, & Local Government Contribution |
| Ingram State Technical College | 0 | 0 | 0 | 0 | 0 | |
| Jefferson State Comm College | 30,042,000 | 16,601,050 | 2,638,950 | 490,801 | 3,129,751 | Tuition & Fees |
| Lawson St Community College | 8,415,000 | 3,114,692 | 497,654 | 120,105 | 617,759 | Tuition and Fees, Room Charges, Dept. of Ed |
| L. B. Wallace Comm College | 3,460,000 | 3,200,000 | 260,000 | 101,800 | 361,800 | Tuition & Fees |
| Marion Military Institute | 0 | 0 | 0 | 0 | 0 | |
| Northeast AL Comm College | 11,319,000 | 8,632,966 | 422,017 | 294,650 | 716,667 | Tuition & Fees |
| Northwest-Shoals Comm College | 6,000,000 | 2,702,574 | 497,715 | 117,153 | 614,868 | Plant Funds |
| Reid State Technical College | 2,045,000 | 207,570 | 248,715 | 23,715 | 272,430 | Tuition & Fees Payable by Students |
| Shelton State Comm College | 0 | 0 | 0 | 0 | 0 | |
| Snead State Comm College | 15,770,000 | 12,950,173 | 405,135 | 545,568 | 950,703 | Tuition |
| Southern Union St Comm Coll | 32,620,000 | 21,463,225 | 2,801,775 | 966,775 | 3,768,550 | Tuition & Fees |
| Trenholm St Comm College | 5,150,000 | 4,980,000 | 170,000 | 197,350 | 367,350 | Tuition and Special Building Fees |
| Wall St Comm College - Dothan | 10,031,000 | 5,596,397 | 746,301 | 131,301 | 877,603 | Tuition & Fees & Special Building Fee |
| Wall St Comm Coll - Hanceville | 26,935,000 | 26,125,000 | 405,000 | 819,631 | 1,224,631 | Tuition & Fees & Building Fees |
| Wall St Comm College - Selma | 0 | 0 | 0 | 0 | 0 | |
| | | | | | | |
| Total Comm & Tech | 293,903,000 | 221,044,903 | 17,798,060 | 7,796,319 | 25,594,379 | |
| | | | | | | |
| TOTAL | 5,661,933,473 | 4,179,429,034 | 387,101,102 | 146,214,426 | 533,315,528 | |

Source: Facilities Master Plan / Capital Project Request, FY 2024-2028.